

Network Management Firmware v6.0.4 for use with Back-UPS Pro 500 and APC GS Pro 500

Release Note


This release note provides important information about Firmware v6.0.4 for the Back-UPS Pro 500 and APC GS Pro 500

Table of Contents

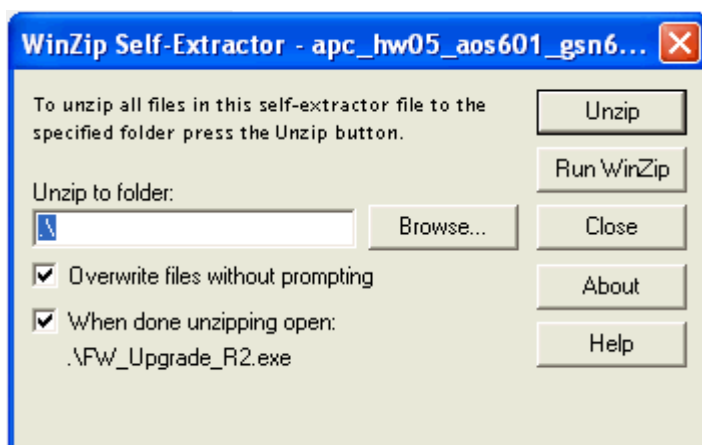
- Installation
- Resolved Issues

Installation

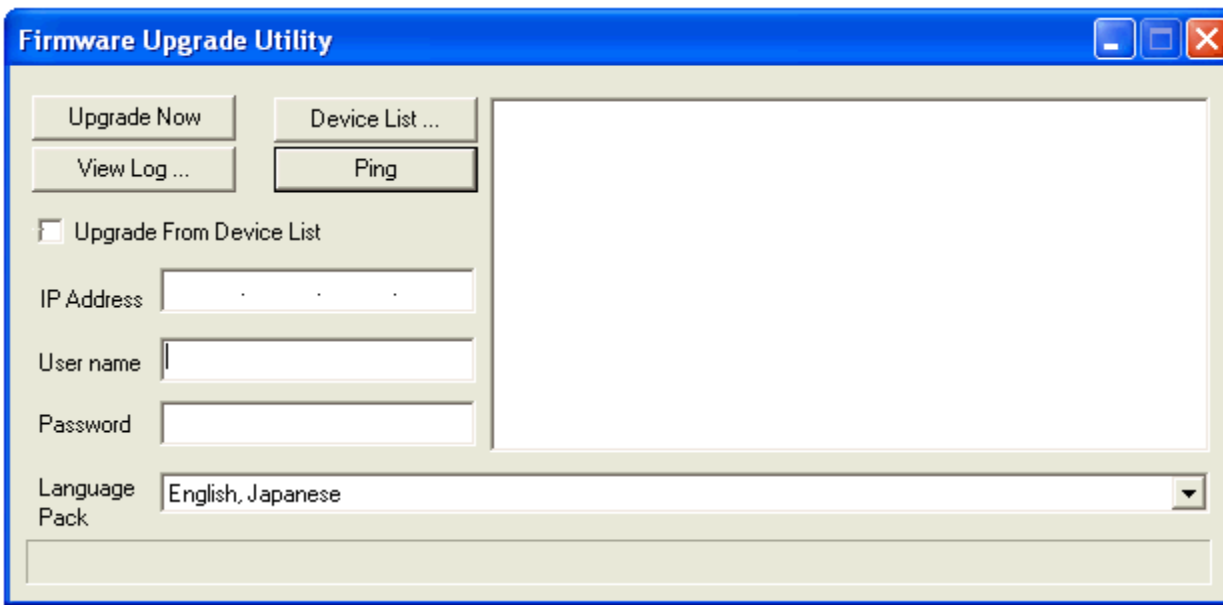
1. Download the firmware update from the APC website: <http://www.apc.com/tools/download/index.cfm>
2. To find the software for the BG500, first Filter by Hardware and in the Product Name pull-down select "Back-UPS Pro". Next, select the Part Number "BG500" from the adjacent pull-down.
3. Click Submit and the browser will bring you to the download page.
4. Click on the Download button to begin download of the BG500 software. Take note of where the executable file is saved.
5. Click the executable file (apc_hw05_aos601_gsn604_bootmon102.exe) to begin:

Name	Date modified	Type	Size
 apc_hw05_aos601_gsn604_bootmon102.exe	04-Nov-14 10:31 AM	Application	2,617 KB

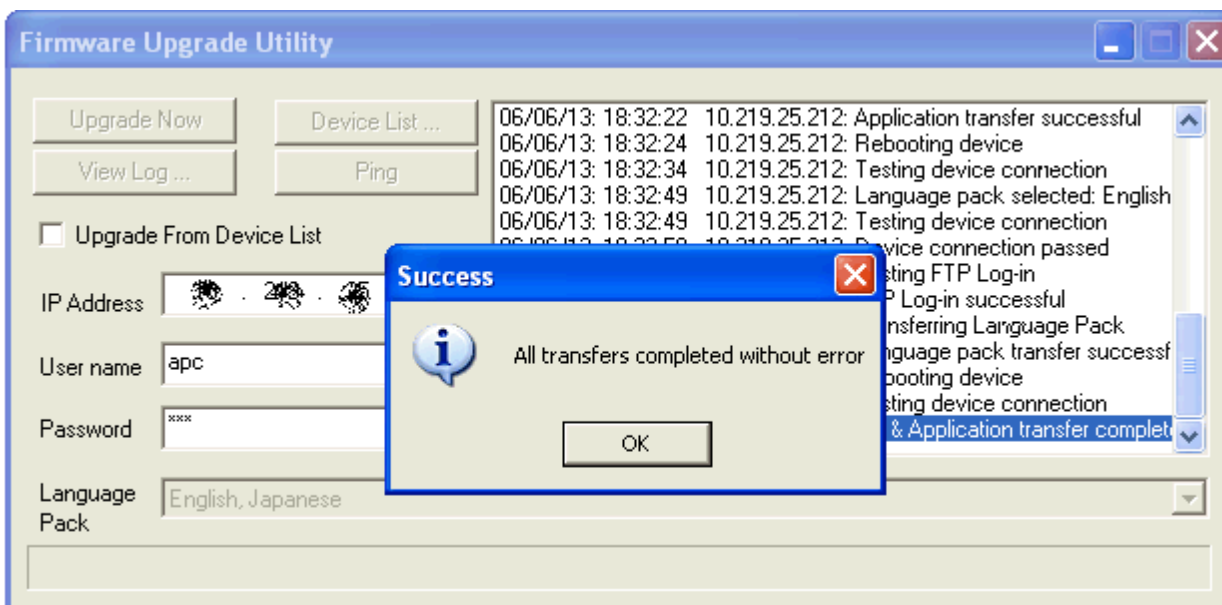
6. Click 'Unzip' to decompress the firmware update files and execute the firmware upgrade program. Make sure that the 'When done unzipping open: .\FW_Upgrade_R2.exe' option is checked.



7. The Firmware Upgrade Utility will start up automatically. Enter your UPS's IP address, User name (default: apc) and Password (default: apc), select the Language Pack (default: English). If you are not sure how to get the IP Address of your UPS, please refer to the Operation Manual for instructions how to obtain the IP Address of your unit. Press 'Upgrade Now' button to initiate the upgrade.



8. Once the upgrade is complete and successful you should see the following message:



Resolved Issues

Network Management Application (NMC)

1. Improve the charger control for 2.5AH battery pack.

Entire contents copyright ©1999-2017 by Schneider Electric. All rights reserved. Reproduction in whole or in part without permission is prohibited. All trademarks, product names, and corporate names are the property of their respective owners and are used for informational purposes only.

990-5933-001

Released: November, 2017