

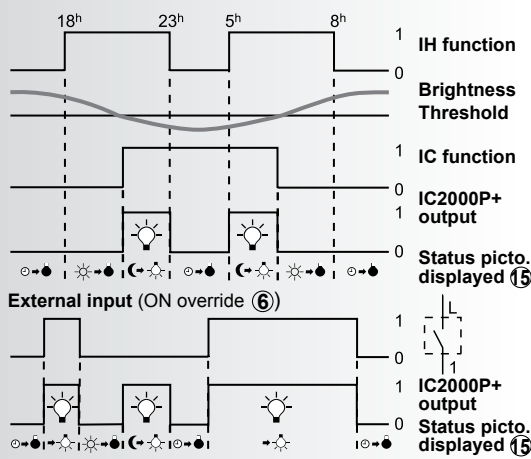
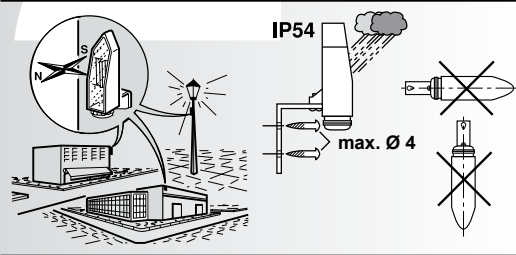
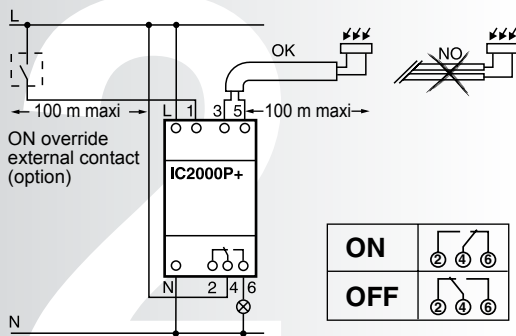
IC2000P+: 15483



Programmable Light Sensitive Switch (2-2100 lux) and wall-mounted cell



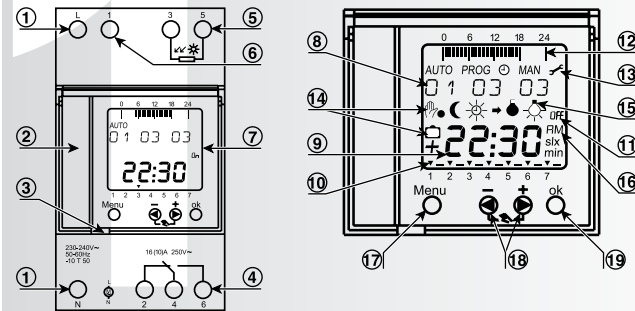
Cable



The pictograms "☀→●", "☾→☀" flash during the time delay phase (switch-on and switch-off).

New features

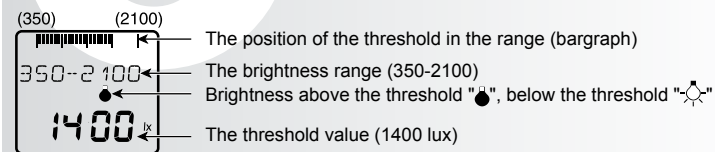
The IC2000P+ controls lighting according to brightness AND the time of the day. IF brightness is less than the set threshold (light sensitive function: IC) AND IF the time program allows relay closing (time function: IH), THEN the lighting circuit is activated.



- ① Power supply 230 V AC +10%, -15%, 50/60 Hz
 - ② Leaflet holder slot
 - ③ Sealed swivel cover
 - ④ Output contact
 - ⑤ Brightness sensor
 - ⑥ ON override external command input
 - ⑦ Back-lit LCD screen
 - ⑧ ⑨ ⑩ Date; Time; Day 1 = Monday, Day 2 = Tuesday, etc.
 - ⑪ Output contact status (On, Off)
 - ⑫ Viewing ON periods by 1st segment
 - ⑬ Operating mode: "AUTO", "PROG": programming, "☺": time resetting, "MAN": "HOLIDAY" programming, "☾": adapt configuration
 - ⑭ Operation indication "☾" ON override, "☾" holidays
 - ⑮ Programming help and status pictogram: "☾→☀" lighting, "☀→●" switch-off, "☺→●" programmed switch-off,
 - ⑯ "AM" morning, "PM" afternoon, "s" seconds, "lx" lux, "min" minutes
 - ⑰ "Menu" Selection of operating modes
 - ⑱ "-", "+" Value setting and navigation keys
 - ⑲ "ok" Flashing information validation key.
- To reset, press simultaneously on the 3 keys "-", "menu" and "ok", i.e. ⑰, ⑱ (-) and ⑲.

Configure

- On energisation or after having reset (see the New Features chapter):**
- Select the language (FRANÇAIS, ENGLISH, etc.)
 - Set the year, month, day and time
 - Choose between three pre-set time programs in your IC2000P+:
 - "DAYPROG": ON time programming from 7^h to 20^h → validation of the IC function from 7^h to 20^h
 - "NIGHTPROG": ON time programming from 5^h to 8^h and from 18^h to 23^h → validation of the IC function on these two operating periods
 - "EMPTYPROG": OFF time programming the entire day → no validation of the IC function.
- These programs can be modified by going to the program menu when the configuration phase is finished (modification of times, operating periods, etc.)**
- Set your brightness threshold using the "+" and "-" keys, either starting from the previously entered value, or from the measured value (2 lux if there is no mains supply or sensor).
- The following information can be read on the display:



- Validate your choice by pressing "ok".
- Once this phase is over, your IC2000P+ moves to the "AUTO" mode and operates with the items defined above (time program and threshold).**

If you do not agree with the flashing word or value: scroll down the display using the "-" and "+" keys.
To confirm the flashing word or value: validate using "ok".
If you are lost: press "Menu" to return to the "AUTO" mode without saving the last change.
If you press no key for 2 minutes: return is automatic to the "AUTO" mode without saving.

Program "PROG"

Access the "PROG" mode by pressing the "Menu" key; the "PROG" mode is used to manage the IH time programs of your IC2000P+, by means of five options:

- "NEW" to define a new program (if the "EMPTYPROG" program has been chosen in the "Configure" phase), or add ACTIVE, INACTIVE commands to the two other pre-set time programs: "DAYPROG" and "NIGHTPROG":
 - "SAVE": to save the new switching operation
 - "COPY": to repeat this switching operation for the other days of the week
- "CHECK" to view the programs
- "MODIFY" to change the program already memorised
- "CLEAR" to delete the program partially or totally (the date, time and language are kept):
 - "SINGLE" deletes programming of the chosen switching operations
 - "ALL OFF" deletes the programming of all the days of the week
- "FINISH" to leave the "PROG" mode and return to the "AUTO" mode.

Summer-winter time "☀️"

Modify the time, date, summer/winter time:

- Press "Menu", access the mode "☀️" via key "+"
- Change the time and date
- Choose summer/winter time:
 - "WOUT S/W": no automatic change
 - "WITH S/W": automatic change according to the chosen zone:

Zone	Summer time	Winter time	Comments
EUROPE	Last Sunday in March at 2 h	Last Sunday in October at 3 h	
GB/P	Last Sunday in March at 1 h	Last Sunday in October at 2 h	Great Britain - Portugal
SF/GR/TR	Last Sunday in March at 3 h	Last Sunday in October at 4 h	Finland - Greece - Turkey
USA-CAN	First Sunday in April at 2 h	Last Sunday in October at 3 h	USA - Canada
FREE	As per choice	As per choice	Choice of month, week and time (between 1 h and 4 h)

Adapt the configuration "🔧"

In this mode you can:

1- **Modify the brightness threshold** of the light sensitive function (IC), setting from 2 to 2100 lux.

To guide you, setting is divided into three ranges:

- dark: 2 to 50 lux
- overcast: 60 to 300 lux
- light: 350 to 2100 lux

2- **Set the time delay** on switch-on and switch-off, from 20 to 140 sec. (default setting at 80 sec.). These time delays are used to filter parasitic transient phenomena, for example lighting of a car at night (switch-off time delay), etc.

3- **Change the program**: return to the 3 pre-set programs: day, night and empty.

4- **Modify the language**

5- **Modify the time format**

6- **Modify the date format**

■ **To perform one of these operations you must:**

- Press "Menu", access the mode "🔧" via key "+"
- "LUX VALUE": to adjust the brightness threshold
- "DELAY": to set the time delays:
 - "LIGHT ON": switch-on time delay
 - "LIGHT OFF": switch-off time delay
- "PROGSTART": to choose one of the pre-set programs in the product
- "LANGUAGE": to choose the language
- "24h/12h": to modify time display over 24h or 12h
- "DATEFORM": to modify date display D/M/Y, M/D/Y or Y/M/D.

Load table

■ Output contact permissible power:

- resistive loads: **I max. = 16 A - 250 V \sim , I min = 100 mA - 12 V \sim**
- motors: **2300 VA.**

Lighting type/load	Max power
Resistive load (cos ϕ = 1)	16 A
Inductive load (cos ϕ = 0.6)	10 A
Incandescent lamp 230 V	2300 W
Halogen lamp 230 V	2300 W
Fluorescent tube	2300 VA
Parallel compensated fluorescent tube, max. 400 W (42 μ F)	8 x 40 W (4,7 μ F), 6 x 58 W (7 μ F), 2 x 100 W (18 μ F)
Compact fluorescent lamp (CFL), max. 90 W	12 x 7 W, 8 x 11 W, 4 x 20 W
Parallel-corrected mercury vapour lamps	1 x 250 W (30 μ F)
Parallel-corrected sodium vapour lamps	1 x 250 W (37 μ F)
LED up to 2 W	20 W
LED between 2 W and 8 W	50 W

For other applications, relay using a CT contactor.

"MAN" holidays

Move to the holiday mode "☰" :

- Press "Menu", access the "MAN" mode via the "+" key
- The "☰" mode temporarily cancels **On** periods by configuring the dates and times of start and end of absence.

ON - OFF override "🔑"

■ **Activate temporary ON or OFF** (up to the next switching operation) by pressing for less than 2 sec. simultaneously the 2 keys "🔑🔑":

- the output contact changes status

■ The IC2000P+ indicates by "MAN ON 📶" or "MAN OFF 📶" the new status of the output contact

■ Return to automatic mode by pressing less than 2 sec. these 2 keys

■ **Move to permanent ON or OFF** by pressing more than 2 sec. simultaneously the 2 keys "🔑🔑":

- each time you press for more than 2 sec., the output contact changes status

■ The IC2000P+ indicates by "PERM ON 📶" or "PERM OFF 📶" the new status of the output contact

■ Return to automatic mode by pressing less than 2 sec. these 2 keys.

The IC2000P+ also allows override external control of lighting by NO contact, cabled to terminal ⑥ (external override takes priority over the product ON-OFF override function).

Technical data

- Consumption: max 1.7 W
- Back-lighting: activate by pressing a key, switch-off after 5 min
- Lux threshold: 2 to 2100 lx:
 - range 1: 2 to 50 lx
 - range 2: 60 to 300 lx
 - range 3: 350 to 2100 lx
- Time delay: separate setting between 20 sec. and 140 sec. (80 sec. by default)
- Contact: potential free
- Time base: quartz
- Operating accuracy: $\leq \pm 1$ sec. / day at 20°C
- Number of switching operations: 42
- Min switching: 1 minute
- Switching accuracy: 1 second
- Operating reserve: lithium battery; 5-6 years
- Ambient temperature: -20°C...+50°C
- Insulation class: II as per EN 60730-1 in installed status
- Degree of protection: IP20 as per EN 60529
- RS type 1B as per EN 60730-1
- Connection terminals:
 - max capacity: 6 mm²
 - Pozidriv 1 or flat 0.8 x 4 mm
- Overall dimensions: 5 modules of 9 mm
- Weight: 180 g
- **Cell**
 - Photoresistance, 2-wire cable, 100 m max do not install parallel to mains cables
 - IP54, IK05
 - Operating temperature: -40°C...+70°C
- **External input**
 - Voltage: 230 V \sim +10 % -15 %
 - Frequency: 50/60 Hz
 - Input current: max 2.5 mA
 - Consumption: max 0.4 mW
 - Cable length: max 100 m.