

Ecodial Advance Calculation

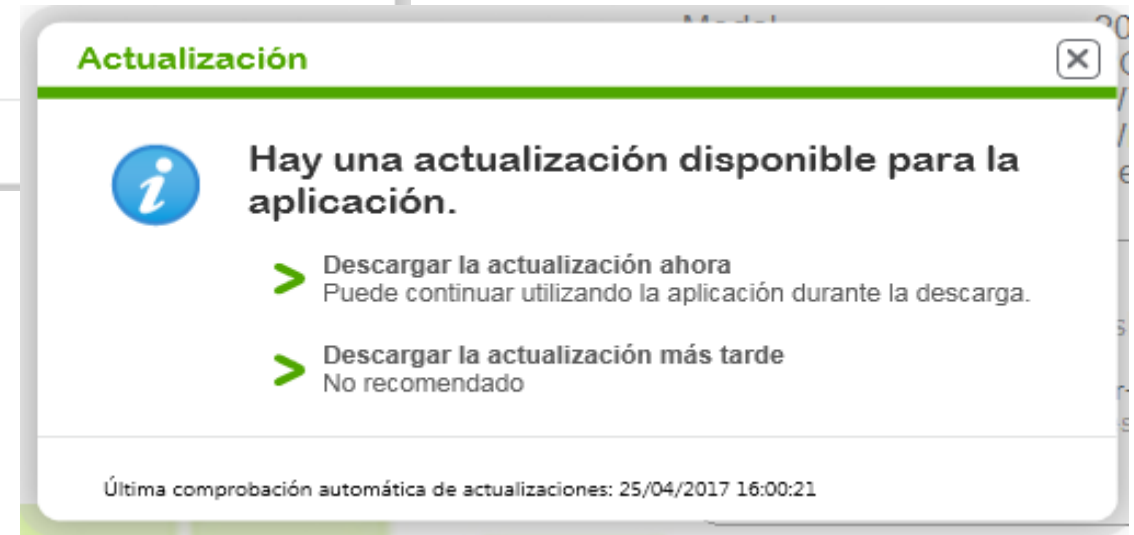
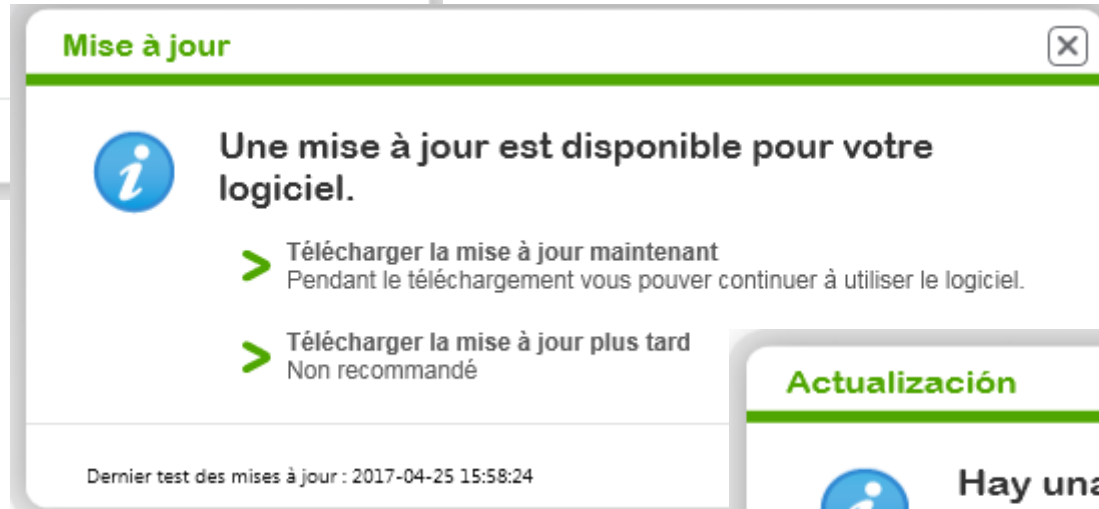
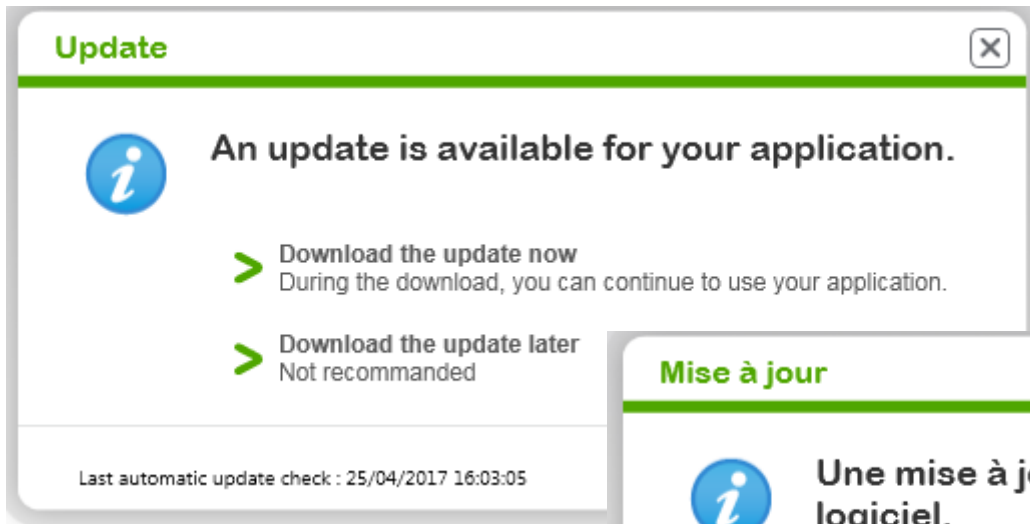
Live update (Minor)

Example : 4.8.2 → 4.8.3

26th April 2017

Product Owner - DCES

LIVE UPDATE : Minor



- Once the update is available for the application...then
- Launching the application will start show the availability of the update.
- This information window (as shown here) will be based on the 'application language' already selected by the user.
- It provides 2 options;
 1. Download the update now.
 2. Download the update later.

LIVE UPDATE : Minor

The screenshot shows the 'Ecodial Advance Calculation INT^{4.8}' application window. At the top, a green banner displays the message 'An update is available for your application.' and a 'Download the update' button with a refresh icon. Below the banner, the main window is divided into several sections. On the left is a vertical menu with buttons for 'Projects', 'Tutorials', 'Find a version', 'About' (which is highlighted), 'Options', and 'Exit'. The central area features the application's logo (a green square with a white circuit diagram and a pencil), followed by the text 'Ecodial Advance Calculation INT', 'Version 4.8', and 'PSW-ECOLRG-4_80200'. Below this, there are links for 'http://www.schneider-electric.com', '© Schneider Electric', 'System information', 'Technical information', 'Licence agreement', and 'Contact Support'. On the right side, there is a 'Latest news' section with a right-pointing arrow, and at the bottom of this section, links for 'All the corporate news' and 'Electrical Calculation Tools'. The Schneider Electric logo is positioned at the bottom right of the window.


- If the user selected the option 2 (**download the update later**), then he will be able continue the work on the older version already installed in his machine.
- The user can come back to the start window anytime, to download the update.
- A button to '**Download the update**' and a '**message**' to keep inform the user will always be available in the "starting window."

LIVE UPDATE : Minor

Ecodial Advance Calculation INT^{4.8}

Your software update is being downloaded. You can continue to use your application as usual. 11 %

Projects
Tutorials
Find a version
About
Options
Exit

 **Ecodial Advance Calculation INT**
Version 4.8
PSW-ECOLRG-4_80200

<http://www.schneider-electric.com>
© Schneider Electric

System information
Technical information
Licence agreement
[Contact Support](#)

Latest news

[All the corporate news](#)
[Electrical Calculation Tools](#)

Schneider Electric

- Clicking the “button - **Download the update**’ will initiate the download process, and the user can see the progress of the download at the “starting window.”
- User can proceed with his activities...and no need to monitor the download progress.
- Once the download is done then its available for installation.

LIVE UPDATE : Minor

The screenshot displays the software interface for Ecodial Advance Calculation INT 4.8. At the top, a green banner contains the text: "Your software update has been downloaded successfully. You will be able to install it when closing your application after your work session. You can also install it immediately." To the right of this banner is a green button with a circular refresh icon and the text "Install update".

Below the banner is a sidebar with several buttons: "Projects", "Tutorials", "Find a version", "About" (which is currently selected and highlighted in black), "Options", and "Exit" (with a red 'x' icon).

The main content area is divided into two panels. The left panel, titled "Ecodial Advance Calculation INT", shows the software's icon, version "4.8", and product code "PSW-ECOLRG-4_80200". It includes a link to the website "http://www.schneider-electric.com", copyright information "© Schneider Electric", and links for "System information", "Technical information", "Licence agreement", and "Contact Support".

The right panel, titled "Latest news", contains a link for "All the corporate news" and a link for "Electrical Calculation Tools".

The Schneider Electric logo is located at the bottom right of the interface.

- Once the download is done then it is available for installation.
- A button “install update” and the required reminder message is always available at the starting window.

LIVE UPDATE : Minor

• Clicking the “install update” will start the “Installation wizard” as shown here.

- The “installation wizard setup” must update the files...So click “OK” to continue
- There is no need to change the “Destination Folder.”
- The software installation wizard will copy the files and click “Finish” to exit the wizard.

LIVE UPDATE : Minor

Ecodial Advance Calculation INT^{4.8}

Projects

Tutorials

Find a version

About

Options

Exit

Ecodial Advance Calculation INT
Version 4.8
PSW-ECOLRG-4_80300

> <http://www.schneider-electric.com>
© Schneider Electric

System information
Technical information
Licence agreement
> Contact Support

> Latest news

> All the corporate news
> Electrical Calculation Tools

Schneider Electric

- Once after “finished the installation wizard.”
- Launch the application to see the “marketing reference”.
- ‘About’ section of the starting window shows the latest ‘marketing reference.’
- This ensure the installation of the patch over the existing installation of the software.

Thank you!