



**Benefits:**

- Directly Connected, Discrete Protection Elements Between All Possible Modes
- UL 1449 Fourth Edition Listed
- 150kA – 450kA per phase ratings
- All UL required OCP & Safety Coordination included inside
  - Type 1 SPDs intended for Line or Load Side of Main Disconnect
  - Type 2 SPDs intended for Load Side of Main Disconnect
- 20kA Inominal ( $I_n$ )
- 200kA SCCRs (most models)
- UL 96A Lightning Protection Master Label compliant
- All MOV suppression elements monitored
- All Modes of Protection
- 10 Year Warranty (longer optional)

**Performance Specifications**

**Directly Connected, Discrete Protection Elements Between All Possible Modes with True 10-Mode Protection**

Surge Capacities	L-N	L-G	N-G	L-L
<b>150kA Per Phase</b>	50kA	50kA	50kA	50kA
<b>300kA Per Phase</b>	100kA	100kA	100kA	100kA
<b>450kA Per Phase</b>	150kA	150kA	150kA	150kA

UL 1449 Fourth Edition Listed Type 1, CSA 22.2 No. 269.1

Optional UL 1449 Fourth Edition Type 2 SPD, UL 1283 Listed, CSA 22.2 No. 269.2

UL 1449 Fourth Edition tested Inominal ( $I_n$ ): 20kA

UL 1449 Fourth Edition tested SCCR: 200kA & 100kA

UL 1449 Fourth Edition Voltage Protection Ratings (VPRs):

- 208Y/120V: as low as 600V
- 480Y/277V: as low as 1000V

AC Sinewave Tracking Filter with EMI/RFI Filtering up to -50dB from 10kHz to 100MHz (Type 2 option only, incl. UL 1283 Listing)

Repetitive Impulse: 5,000 hits

Less than 1 nanosecond response time

**Diagnostic Monitoring**

100% monitoring – Every MOV is monitored, including N-G

Green LED Status indicator per phase

Red LED service indicator

Audible Alarm with Silence Switch

Test Function: Toggles Red Service LED, Audible Alarm & Dry Contact

N-G overvoltage detection

Phase Loss monitoring (toggles LED & dry contacts)

Electrically isolated circuitry ensures surges do not damage diagnostics

Form C Dry Contacts, 240V, 5A (two sets)

Optional Surge Counter, six-digit LCD, with test function, reset & no-maintenance Eprom memory

Available Active Surge Monitor (ASM), see pub. DS-70137 & SL-70109

**Design Attributes**

Designed, Manufactured & Tested consistent with:

- ANSI/IEEE C62.41.1-2002, C62.41.2-2002, C62.45-2002, C62.62-2010, C62.72-2016, IEEE SA 1100-2005 (Emerald Book)
- NEC® Article 285
- NEC® Articles 620.51(E), 645.18, 670.6, 695.15, 700.8 & 708 requiring SPDs
- UL 96A and NFPA 780 Lightning Protection
- IEC 61643, CE

High Energy Parallel Design for IEEE Category C-High applications

For external Mounting on Electrical Distribution Equipment, Switchgear, Switchboards, Motor Control Centers, Panelboards, Transfer Switches, etc.

Individually Fused & Thermally Protected MOVs

Large-Block, 34mm square, 50kA MOVs

Replaceable Module Construction

Solid State Bidirectional Operation

**Physical Specifications**

Relative Humidity Range: 0 - 95% non-condensing

Operating Frequency: 47 - 63Hz

Operating Temperature: -25°C (-15°F) to +60°C (140°F)

Weight: 24 lbs (11 kg)

Standard NEMA 1/12/3R/4 enclosure

Standard size: 12" x 12" x 7" (305mm x 305mm x 177mm)

Lug size: #2 - #14 AWG (w/opt. disconnect: #6 - #1/0)

Typical connection: #6 AWG and 60A breaker

**Quality, Standards & Validation**

Type 1: UL 1449 Fourth Edition, CSA 22.2 No. 269.1

Type 2 (Opt.): UL 1449 Fourth Edition, CSA No. 269.2, UL 1283

UL file: VZCA.E321351 at www.UL.com

RoHS-compliant

Burn-In tested prior to shipment

ISO 9001:2008 Quality Management System

ISO 17025:2005 Laboratory Qualification

# Model 465 Number Configurator & Options

**465**

Model 465 Product Line

□□□□

Voltage Codes

**P**

Per Phase kA Rating System

□□

kA Rating Per Phase

**A**

Modes of Protection (Default)

□

Connection Type

□

Monitoring Options

□

Enclosure

□

UL 1449 Type1/Type 2

□

Accessory/Option(s)

**Common Systems**

- 120S = 240/120V Split Phase - 1Ø, 3W+Grnd, (Fig 1)
- 120Y = 208Y/120V Wye - 3Ø 4W+Grnd, (Fig 2)
- 240H = 240/120V High Leg Delta (B High), (Fig 3)
- 277Y = 480Y/277V Wye - 3Ø 4W+Grnd, (Fig 2)

**Other Available Systems - Confirmation Encouraged**

- 127S = 254/127V Split Phase - 1Ø 3W+Grnd, (Fig 1)
- 127Y = 220Y/127V Wye - 3Ø 4W+Grnd (Fig 2)
- 220Y = 380Y/220V Wye - 3Ø 4W+Grnd (Fig 2)
- 230Y = 400Y/230V Wye - 3Ø 4W+Grnd (Fig 2)
- 240Y = 415Y/240V Wye - 3Ø 4W+Grnd (Fig 2)
- 254Y = 440Y/250V Wye - 3Ø 4W+Grnd (Fig 2)
- 277S = 480/240V Split Phase, or Two legs of Wye, (Call)

- 15 = 150kA
- 30 = 300kA
- 45 = 450kA

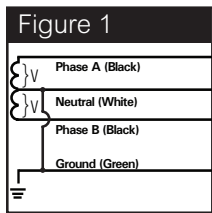
- C = Compression Lugs
- R = Internal Rotary Disconnect Switch (ABB)
- T = Through-Door Rotary Disconnect Switch (ABB)

(Optional rotary disconnect increased enclosure sizes to 16" x 14" on models >300kA)

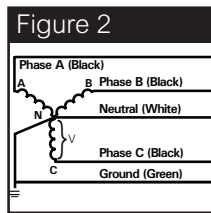
- 1 = UL 1449 Type 1
- 2 = UL 1449 Type 2, (Includes UL1283 Filter)

- 0 = No Trailing Accessory/Option
- X = Yes Trailing Accessory/Option

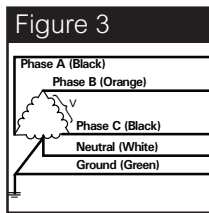
- E = NEMA 1/12/3R/4 (Standard) (Metal) Size - 12" x 12" x 7"
- J = NEMA 4X Non-Metallic (Polycarbonate, Display Inside Clear Door) Size - 14" x 12" x 6"
- H = NEMA 4X Stainless Steel (Display Inside Door) Size - 12" x 12" x 6"
- M = NEMA Type 1 Flushmount (Metal) Wall Cavity Size - 12" x 12" x 6"
- T = Pullbox NEMA 1 (Metal) Size - 12" x 12" x 6"
- G = NEMA 4 (Metal) Size - 16" x 16" x 8" Must select "T" Monitoring option



**Figure 1**  
SPLIT  
2 Phases, 1 Neutral,  
1 Ground



**Figure 2**  
WYE  
3 Phases, 1  
Neutral,  
1 Ground



**Figure 3**  
HIGH LEG DELTA  
(B High) 3 Phases,  
(B High), 1 Neutral,  
1 Ground

- A = LEDs/Audible Alarm/Relay
  - C = LEDs/Audible Alarm/Relay/Surge Counter
  - T = Active Surge Monitor (See Pub. DS-70137 & SL-70109)
- Must select "G" Enclosure option**

## Performance Data

Common Power Systems		UL 1449 Fourth Edition Test Data						
		Voltage Protection Ratings (VPR - 3kA)				I <sub>n</sub>	SCCR	MCOV
		L-N	L-G	N-G	L-L			
120S =	240/120V Split Phase	700	700	700	1000	20kA	100kA	150
120Y =	208Y/120V 3Ø Wye	700	700	700	1000	20kA	200kA	150
240H =	240/120V B High Leg Delta	800/1500	700/1200	700	1800	20kA	200kA	150 / 320
277Y =	480Y/277V 3Ø Wye	1200	1200	1200	1800	20kA	200kA	320
<b>Other Available Systems - Confirmation encouraged:</b>								
127S =	254/127V Split Phase	700	700	700	1000	20kA	200kA	150
127Y =	220Y/127V 3Ø Wye	700	700	700	1000	20kA	200kA	180
240Y =	415Y/240V 3Ø Wye	1200	1200	1200	1800	20kA	200kA	320
230Y =	400Y/230V 3Ø Wye	1200	1200	1200	1800	20kA	200kA	320
250Y =	440Y/250V 3Ø Wye	1200	1200	1200	1800	20kA	200kA	320
220Y =	380Y/220V 3Ø Wye	1200	1200	1200	1800	20kA	200kA	320

\*VPRs with disconnect switch option could vary. Contact the factory for details.