

Reports Server

EcoStruxure Building Operation

Introduction

Reports Server is an add-on to Enterprise Server and Enterprise Central that enables advanced reporting capabilities. The Reports Server helps visualize performance using data collected from the EcoStruxure Building Operation database and ensures that our customers make the most of their energy.

Features

An EcoStruxure BMS has the capacity to collect large amounts of data. Turning that data into information is critical to ensure that each site is running as efficiently as possible.

Robust and meaningful

The EcoStruxure Building Operation Reports Server is able to process large amounts of data and produce meaningful reports to facilitate analysis and optimization of each installation. The Reports Server comes with several built-in reports that meet the standard reporting needs for most installations. Other reports are available on the Schneider Electric EcoStruxure Building Management community site.

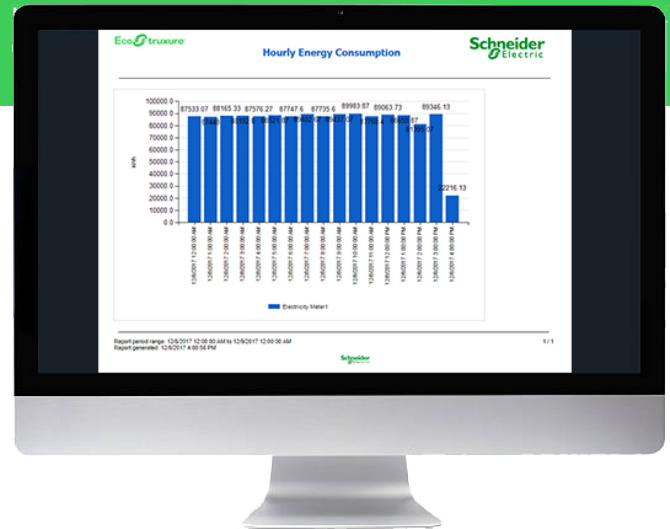
The Reports Server software is installed on a Microsoft Windows based computer. The Reports Server can be installed on the same computers as the Enterprise Server or Enterprise Central. Users access the Reports Server through WorkStation and WebStation or the reports-only user interface called WebReports. WebReports is designed for users who are interested in reports only. This web interface is also used for administrative tasks.

Open architecture

The Reports Server is built on Microsoft SQL Server. Once the data is replicated from the Enterprise Server or Enterprise Central, the reports are generated using the full potential of the off-the-shelf Microsoft technology. Standard tools, such as Microsoft Report Builder or Visual Studio, can be used for engineering to ensure an affordable and richly featured solution.

Import and export reports

Reports or sets of reports can be downloaded from the Schneider Electric web site, or exported from existing installations. This functionality saves significant programming time when installations have similar reporting needs. It is also an opportunity for installers to provide value-added services.



Report scheduling

To help track a facility's performance over time, administrators can create reports that track recurring events, and store the results on the server in a popular format such as PDF, Microsoft Word, or Excel.

Web access for easy accessibility

One way to use the reporting solution is for users to access the already generated, scheduled reports. A better way, which offers more use power, is to use the dedicated WebReports web interface. WebReports allows administrators to manage scheduled reports and report packs. In WebReports, as well as through integrated functions in WorkStation and WebStation, users can view reports, save in various popular formats, and create dashboard reports.

Predefined automatically generated reports

Reports can be created to prompt users for input before generation. This makes the system very flexible in what is reported on, but sometimes it is handy to preconfigure answers to the questions. These dashboard reports are immediately run when users open them.

Custom logos

The image management function enables the system administrators to easily upload new logos or images to the system. This ensures that all reports are branded appropriately for each site. Further customization can also be done using a report editor.

Reports Server

EcoStruxure Building Operation

Easy custom report creation

The built-in reports meet the reporting requirements of most installations. Standard RDL (Report Definition Language) tools, such as Microsoft’s Report Builder, can be used to modify the built-in reports or to create new ones. The database itself contains the documentation of the meaning of each table, so that it is easier to create new reports or build upon the existing samples.

Energy object tagging

Energy object tagging provides building managers with finer granularity in view and characterization of their energy usage. This tagging is enabled using the Enterprise Server or Enterprise Central.

When configuring site and meter objects, tags can be attached that enables energy data categorization in custom energy reports. Assignment of multiple tags allows tracking of energy consumption by both area and usage. The system provides the user with the ability to have user defined tags, and also the following predefined tags:

- Enclosed Area
- Open Area
- Common Area
- Rented Area
- Heating
- Cooling
- Lighting
- Water Heating
- Ventilation

Factory supplied reports

The following factory supplied reports are part of the installation package:

- Activities Per Server Report

Specifications

Hardware requirements

Processor	Minimum: Intel Core i5 @ 2.0 GHz or equivalent
.....	Recommended: Intel Core i5 @ 3.0 GHz or better
Memory	Minimum: 4 GB
.....	Recommended: 8 GB or higher
Hard disk space	Minimum: 20 GB

- Activities Per User Report
- Alarm Amount by Category Report
- Alarm Amount by Type Report
- Alarms Per Server Report
- Current Alarms Report
- Database Schema Report
- Most Active Alarms Report
- Reporting Agent Activity Report
- Schedule Report Activity Report
- Top Activities Report
- Top Alarms Report
- Top System Alarms Report
- Top System Alarms Per Server Report
- Trend Log Comparison Report
- User Logins Report
- Users and Groups Report

Energy Reporting Pack reports

The following reports are available in the EcoStruxure Building Operation Energy Reporting Pack:

- Energy Monitoring Calendar Consumption Report provides an interactive report that shows the energy usage on one or multiple selected days
- Energy Monitoring Consumption Breakdown Report shows energy consumption broken down using sub-metering
- Energy Monitoring Consumption Report shows the energy consumption against a specified target value

Reports Server

EcoStruxure Building Operation

DriveDVD drive is required if your copy of the EcoStruxure Building Operation software was delivered on disc. For more information on hardware requirements for installing different SQL Server versions, see below.

Software requirements

Operating systems	Microsoft Windows 7 (64-bit)
.....	Microsoft Windows 8.1 (64-bit)
.....	Microsoft Windows 10 (64-bit)
.....	Microsoft Windows Server 2008 R2 (64-bit)
.....	Microsoft Windows Server 2012 (64-bit)
.....	Microsoft Windows Server 2012 R2 (64-bit)
.....	Microsoft Windows Server 2016

The following Microsoft Windows 7 edition is supported: Professional.
 The following Microsoft Windows 8.1 editions are supported: Pro and Enterprise.
 The following Microsoft Windows 10 editions are supported: Pro and Enterprise.
 The following Microsoft Windows Server 2008 R2 editions are supported: Standard, Web, Enterprise, Datacenter, and Itanium.
 The following Microsoft Windows Server 2012 edition is supported: Standard.
 The following Microsoft Windows Server 2012 R2 editions are supported: Datacenter and Standard.
 The following Microsoft Windows Server 2016 editions are supported: Datacenter, Standard, and Essentials.

SQL versions	Microsoft SQL Server 2008 R2 (64-bit) SP2 or SP3
.....	Microsoft SQL Server 2012 (64 bit)*
.....	Microsoft SQL Server 2014 (64-bit), SP1 and SP2
.....	Microsoft SQL Server 2016 (64-bit) SP1

* Microsoft SQL Server 2012 SP1, SP2, SP3, or SP4 is required if the operating system Windows Server 2012 R2 is used

The following Microsoft SQL Server 2008 R2 and Microsoft SQL Server 2012 editions are supported: Standard and Express with Advanced Services.
 The following Microsoft SQL Server 2014 and Microsoft SQL Server 2016 editions are supported: Enterprise, Standard, and Express with Advanced Services.

Required additional software	Microsoft .NET Framework 4.7
------------------------------------	------------------------------

For more information on hardware and software requirements for installing SQL Server 2008 R2, see [https://msdn.microsoft.com/en-us/library/ms143506\(v=sql.105\)](https://msdn.microsoft.com/en-us/library/ms143506(v=sql.105)).
 For more information on hardware and software requirements for installing SQL Server 2012, see [https://msdn.microsoft.com/en-us/library/ms143506\(v=sql.110\).aspx/html](https://msdn.microsoft.com/en-us/library/ms143506(v=sql.110).aspx/html).
 For more information on hardware and software requirements for installing SQL Server 2014, see [https://msdn.microsoft.com/en-us/library/ms143506\(v=sql.120\).aspx](https://msdn.microsoft.com/en-us/library/ms143506(v=sql.120).aspx).
 For more information on hardware and software requirements for installing SQL Server 2016, see <https://docs.microsoft.com/en-us/sql/sql-server/install/hardware-and-software-requirements-for-installing-sql-server>.

Web browser support

Minimum web browser versions required	Google Chrome 61 or higher
.....	Mozilla Firefox 60 or higher
.....	Microsoft Edge (EdgeHTML) 16 or higher
.....	Safari 11.1 or higher
Recommended web browser versions	Google Chrome 71 or higher
.....	Mozilla Firefox 64 or higher
.....	Microsoft Edge (EdgeHTML) 17 or higher
.....	Safari 11.4 or higher

Part number

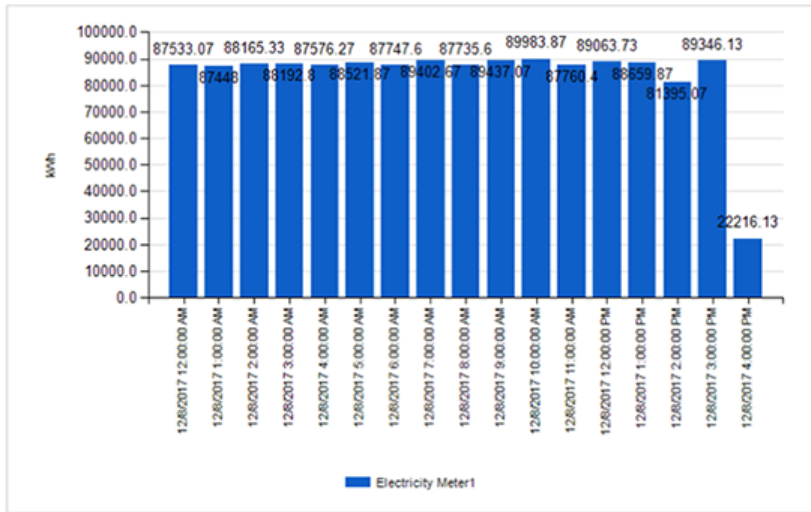
No part number for Reports Server. Reports Server license is included with purchase of the EcoStruxure Building Operation Enterprise Server and Enterprise Central.

Reports Server

EcoStruxure Building Operation



Hourly Energy Consumption



Report period range: 12/8/2017 12:00:00 AM to 12/9/2017 12:00:00 AM
 Report generated: 12/8/2017 4:08:56 PM

1 / 1



Sample report

Activities Per Server x

Show parameters

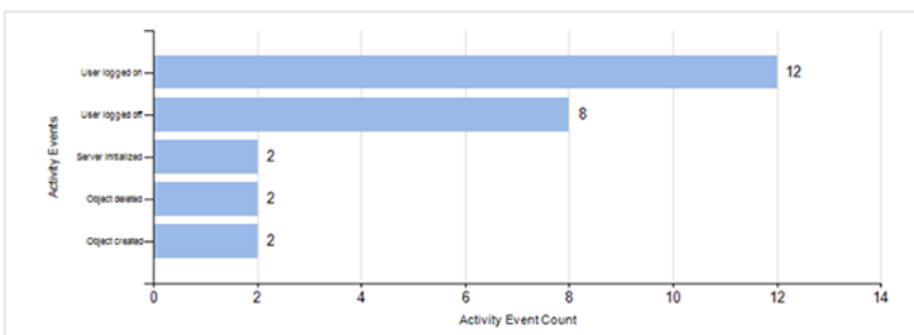
of 1



Most Activities By Server



Top 5 Activities for ES1 (Today)



Sample report

Reports Server

EcoStruxure Building Operation