

Conext™ MPPT 60 150 solar charge controller

MPPT multi-stage charging,
better battery life.



Product at a glance

The Conext™ MPPT 60 150 is a PV charge controller that tracks the maximum power point of a PV array to deliver the maximum available current for charging batteries. When charging, the Conext™ MPPT 60 150 regulates battery voltage and output current based on the amount of energy available from the PV array and state-of-charge of the battery.

Why choose Conext™ MPPT 60 150?

Higher return on investment

- Maximum Power Point Tracking (MPPT) algorithm continually seeks the maximum power available from the PV array
- Improve battery life with selectable multi-stage temperature-compensated charging
- Five-year standard warranty

Flexible

- Stand-alone application or full integration with Conext™ XW Pro, XW and SW inverter chargers
- Compatible with any brand of PV module
- Remote monitoring available


Easy to install

- Configurable auxiliary output
- LCD screen with faceplate buttons for configuration and system monitoring
- Integrated PV ground fault protection for negative grounded arrays

Product applications



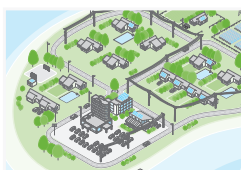
Backup power



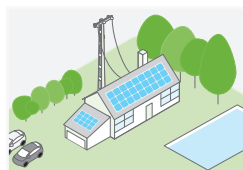
Residential grid-tie solar
with backup power



Off-grid solar



Community electrification



Self-consumption

Device short name	Conext™ MPPT 60 150
Electrical specifications	
Nominal battery voltage	12, 24, 36, 48, 60 V
Battery voltage operating range	0 Vdc to 80 Vdc
Min. PV operating voltage	Battery voltage +5 V
Max PV operating voltage	140 V
Max. PV array open circuit voltage	150 V including temperature correction factor
Max. array short-circuit current	60 A (48 A @ STC)
Max PV array rating	5250 W
Max. charge current	60 A (for all battery voltages except 60 V)
Max. and min. wire size in conduit	#6 AWG to #14 AWG (10 to 2.5 mm ²)
Max. output power	3500 W
Charger regulation method	Three-stage (bulk, absorption, float) plus manual equalization Two-stage (bulk, absorption) plus manual equalization
Supported battery types	Flooded, GEL, AGM, Custom
Efficiency	
Max. power conversion efficiency	93% (nominal 12 V), 96% (nominal 24 V), 97% (nominal 36 V), 98% (nominal 48 V), 99% (nominal 60 V)
General specifications	
Power consumption, night time	2.5 W
Battery temperature sensor	Included
Auxiliary output	5 – 13 V, up to 200 mA
Enclosure material	Indoor, ventilated, sheet metal chassis with 2.2 cm and 2.8 cm (7/8 in and 1 in) knockouts and aluminium heat-sink
IP degree of protection	IP20
Product weight	4.8 kg (10.8 lb)
Shipping weight	8.0 kg (17.6 lb)
Product dimensions (H x W x D)	36.8 x 14.6 x 13.8 cm (14.5 x 5.8 x 5.5 in)
Shipping dimensions (H x W x D)	48.3 x 22.9 x 35 cm (19.0 x 9.0 x 9.8 in)
Device mounting	Vertical wall mount
Ambient air temperature for operation	-20 °C to 45 °C (-4 °F to 113 °F)
Storage temperature range	-40 °C to 85 °C (-40 °F to 185 °F) full power, power derating above 45 °C
Operating altitude	Sea level to 2000 m (6562 ft)
System network and remote monitoring	Available with Insight Energy Management
Warranty	Please refer to our website, SEsolar.com for the latest version of the warranty statement.
Part number	865-1030-1
Features	
Display type	LCD, 2 lines 16 digits
Regulatory approvals	
Safety	CSA certified (UL1741, CSA 107.1) and CE marked for the Low-voltage Directive (EN50178)
EMC	FCC and Industry Canada (Class B), CE marked for the EMC Directive (EN61000-6-1, -6-3), C-Tick compliant
Compatible products part numbers	
Conext XW Pro	XW Pro 6848 120/240 VAC (865-6848-21), XW Pro 8548 230 VAC (865-8548-55)
Conext XW+	XW+ 6848 120/240 VAC (865-6848-01), XW+ 8548 230 VAC (865-8548-61)
Conext SW IEC (230 V)	SW 4024: 865-4024-55 / SW 4048: 865-4048-55
Conext SW UL (120 V)	SW 4024: 865-4024-21 / SW 4048: 865-4048-21
Conext XW Power Distribution Panels	For XW+ 230V: 865-1014-01 / For XW Pro and XW+ 120/240V: 865-1015-01
Conext XW Mini Power Distribution Panels	865-1013-01
Conext SW Power Distribution Panels	SW DC Distribution Panel: 865-1016 / SW AC Distribution Panel (230V): 865-1017-61 / SW AC Distribution Panel (120/240V): 865-1017
MPPT Disconnect RS / RS Initiator Switch	865-1036 / 865-1039
Conext System Control Panel	865-1050-01
Conext Automatic Generator Start	865-1060-01
Conext Battery Monitor	865-1080-01
Conext Quick Fit for North America	XW Pro + L: 865-6848-21LPS / XW+ H: 865-6848-01LPS / SW 4048: 865-4048LPS / SW 4024: 865-4024LPS

Specifications are subject to change without notice.