

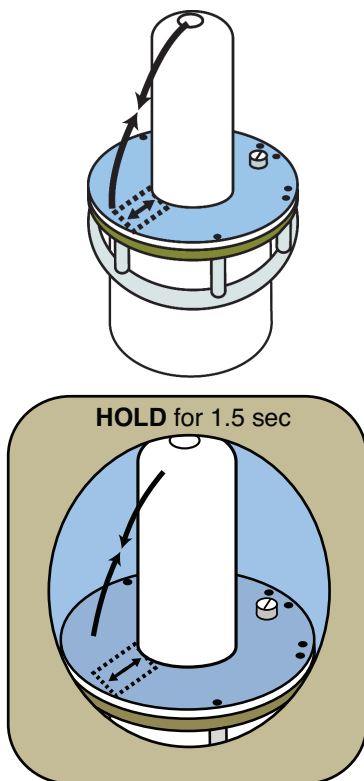
Instrument Area Network Central Concentrator to End Node Joining and Unjoining Getting Started

JOINING INSTRUCTIONS

To Join the Instrument Area Network Central Concentrator to End Node:

1. To activate the Central Concentrator for joining, you must “push” it by flexing the antenna towards the base near the arrows and HOLD for 1.5 seconds.

Figure 1. Activate the Central Concentrator for Joining

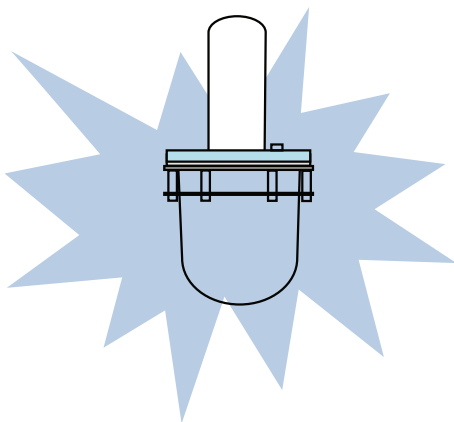


2. The Central Concentrator will flash.

NOTE:

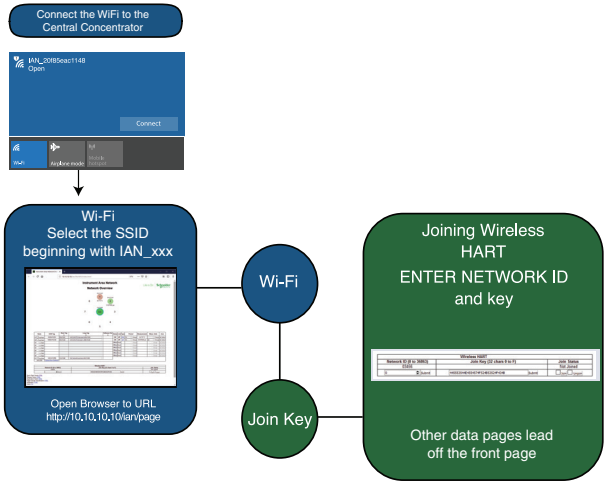
When the Central Concentrator is flashing, it also indicates that the Wi-Fi turns on for 5 minutes.

Figure 2. Central Concentrator Flashes



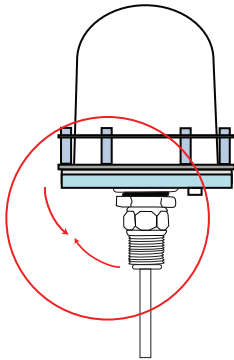
3. Using your computer's (Wi-Fi) wireless interface control panel, make a wireless connection to the Central Concentrator, which will appear with an SSID beginning with IAN_xxx. Once connected, open the browser to URL: <http://10.10.10.10/ian/page> (the Central Concentrator's webpage). Use the controls at the bottom of the web-page to set the wireless HART network ID and key, then check the Join box and click the Join button. Note that it could take up to 10 minutes to join a Wireless HART network. The join status is shown above the Join button.

Figure 3. Setup Wi-Fi



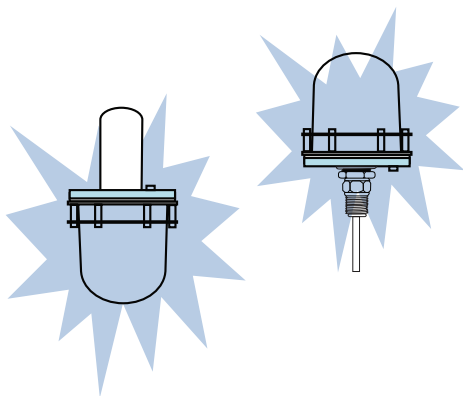
4. Push an unjoined End Node. The End Node will flash indicating it is out of sync with the Central Concentrator.

Figure 4. Push an Unjoined End Node



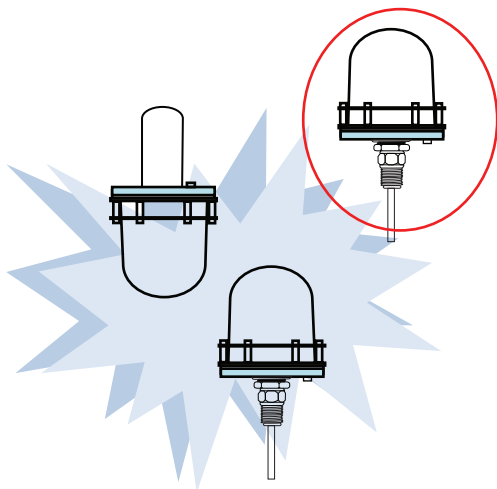
5. Notice that the Central Concentrator and End Node will flash out of sync and then in sync as they join.

Figure 5. Synchronized Flashing



6. The Central Concentrator and End Node will then rapidly flash together to confirm a join.

Figure 6. Rapid Flash Confirming a Join



When the flashing stops, the devices are joined.

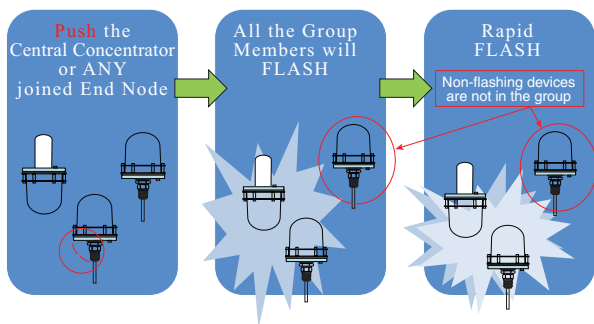
UNJOINING INSTRUCTIONS

To Unjoin the Instrument Area Network Central Concentrator from the End Node:

1. To activate the Central Concentrator for unjoining, you must "push" it.
2. To unjoin the End Node, you can either:
 - Physically go to the End Node to be unjoined, "push" it, wait 5 seconds and then "push" it again. You will note the lights flash out of sync, and then the remaining Instrument area Network group flashes without the unjoined End Node.
 - "Push" any Instrument Area Network group member, wait 5 seconds and then "push" the End Node to unjoin.

NOTE: You can use the Central Concentrator web page interface to issue the "push" command in place of physically going to the End Node.

INSTUMENT AREA NETWORK MEMBERSHIP CONFIRMATION



It can take up to 15 seconds for all joined devices to begin flashing. Flashing turns off automatically 30 seconds after all devices are flashing.

Members are visible on the Central Concentrator @ <http://10.10.10.10/ian/page>.

Schneider Electric Systems USA, Inc.
38 Neponset Avenue
Foxboro, MA 02035
United States of America
<http://www.schneider-electric.com>

Global Customer Support
Inside U.S.: 1-866-746-6477
Outside U.S.: 1-508-549-2424
<https://pasupport.schneider-electric.com>

Copyright 2019
Schneider Electric Systems USA,
Inc. All rights reserved.

Schneider Electric is a trademark
of Schneider Electric Systems
USA, Inc., its subsidiaries, and
affiliates. All other trademarks are
the property of their respective
owners.

PN B0800AQ

0619