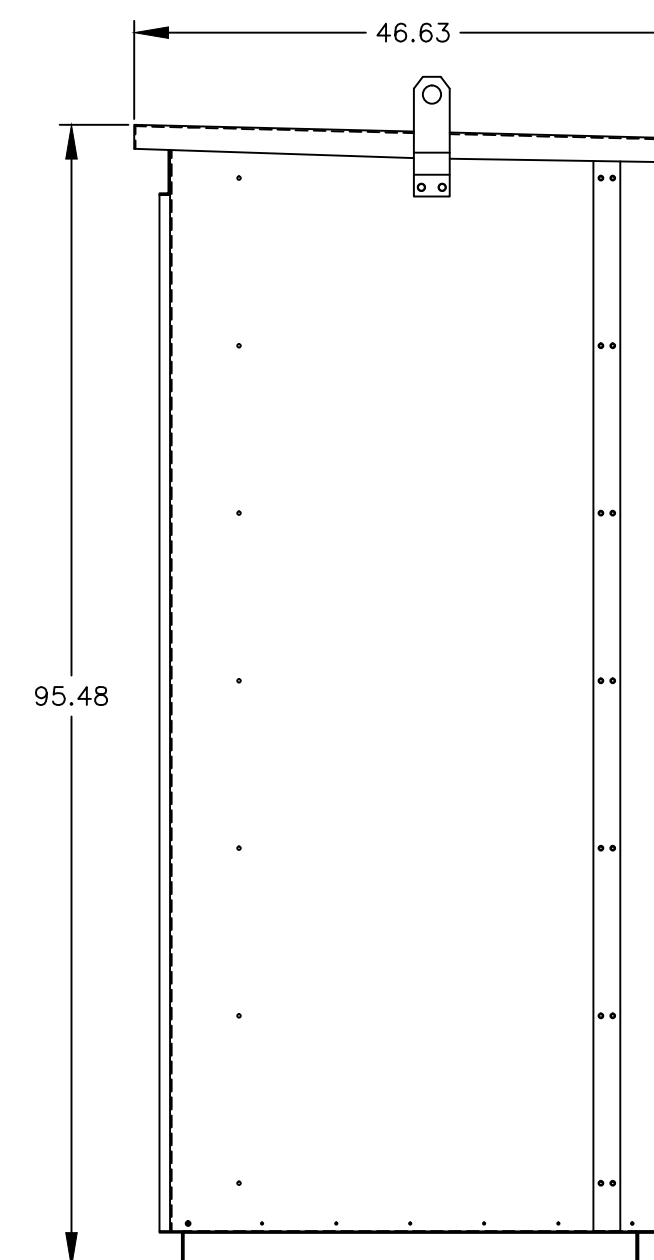
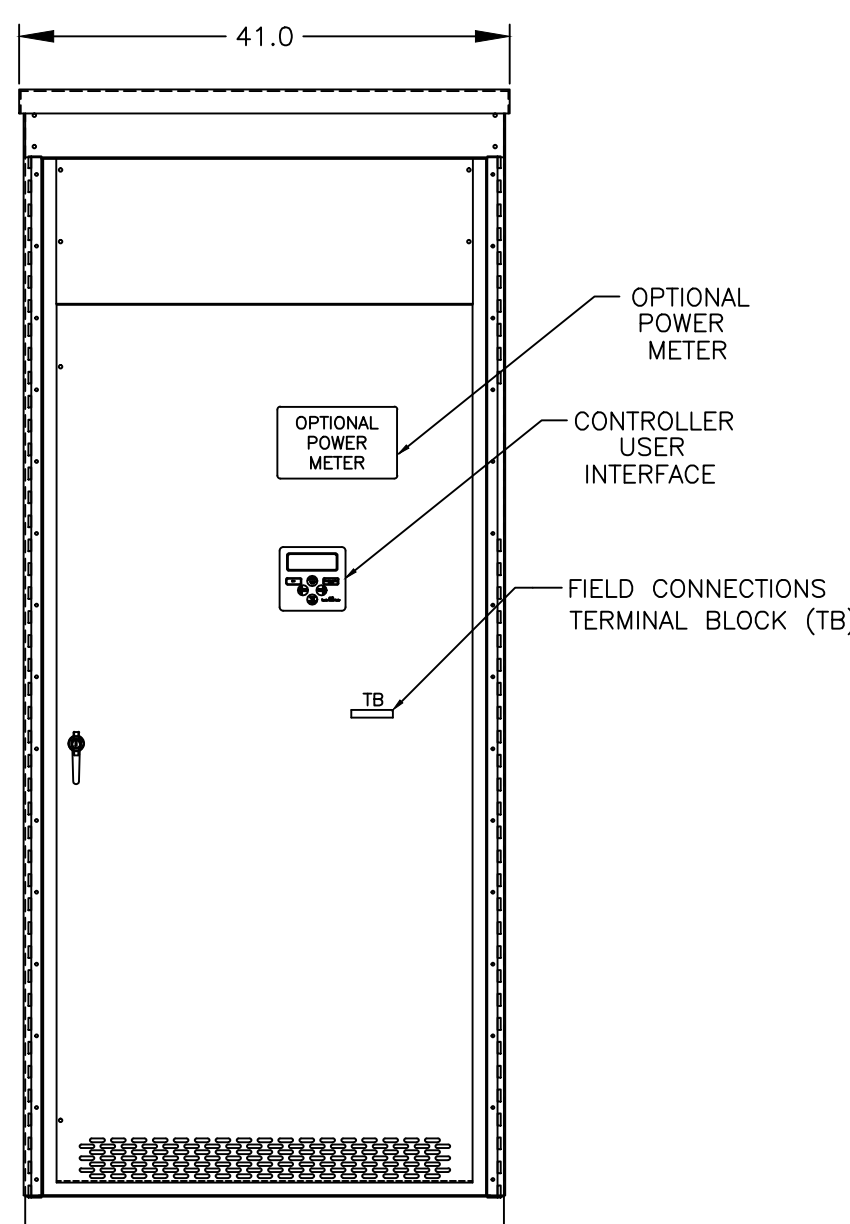
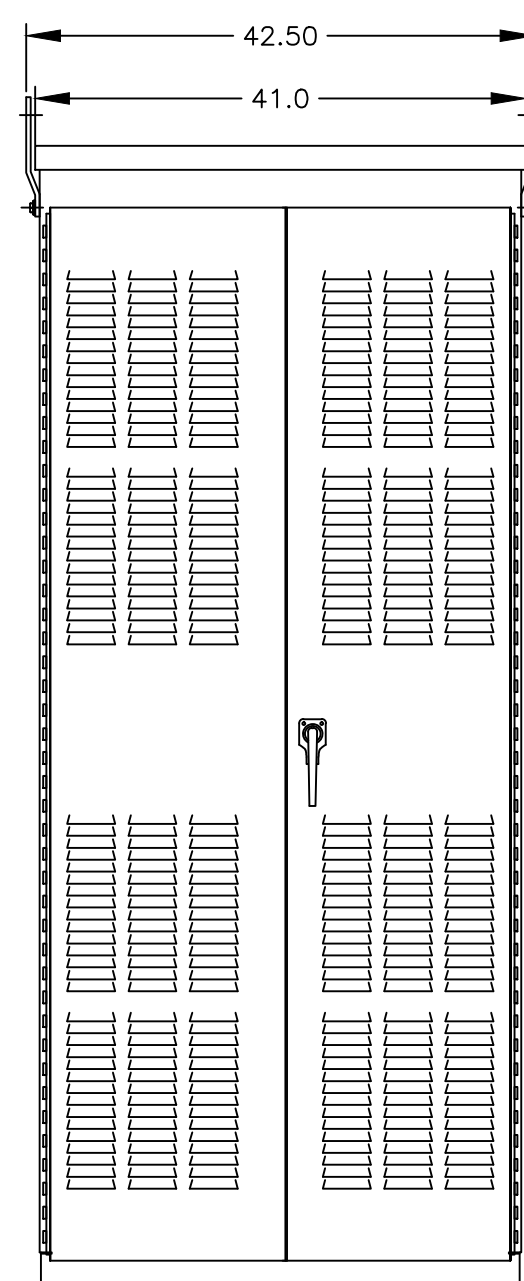
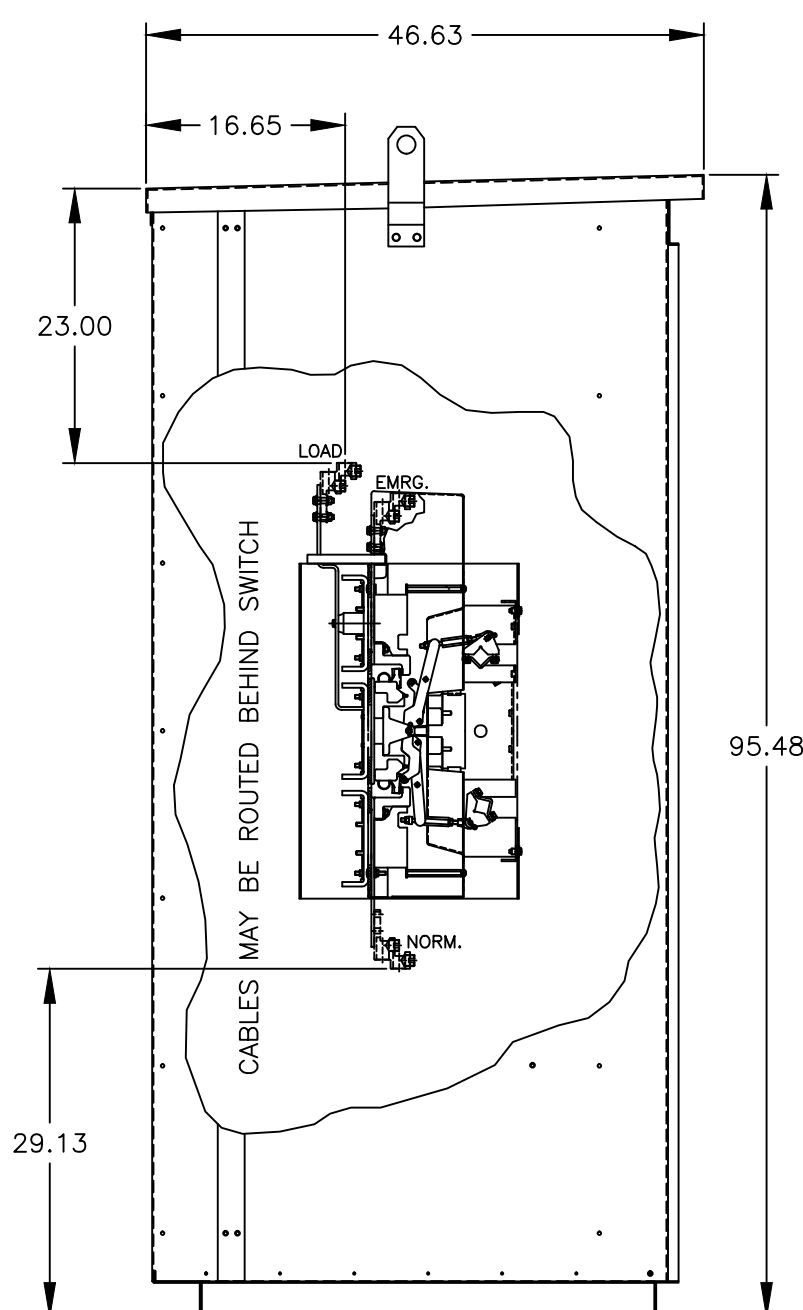
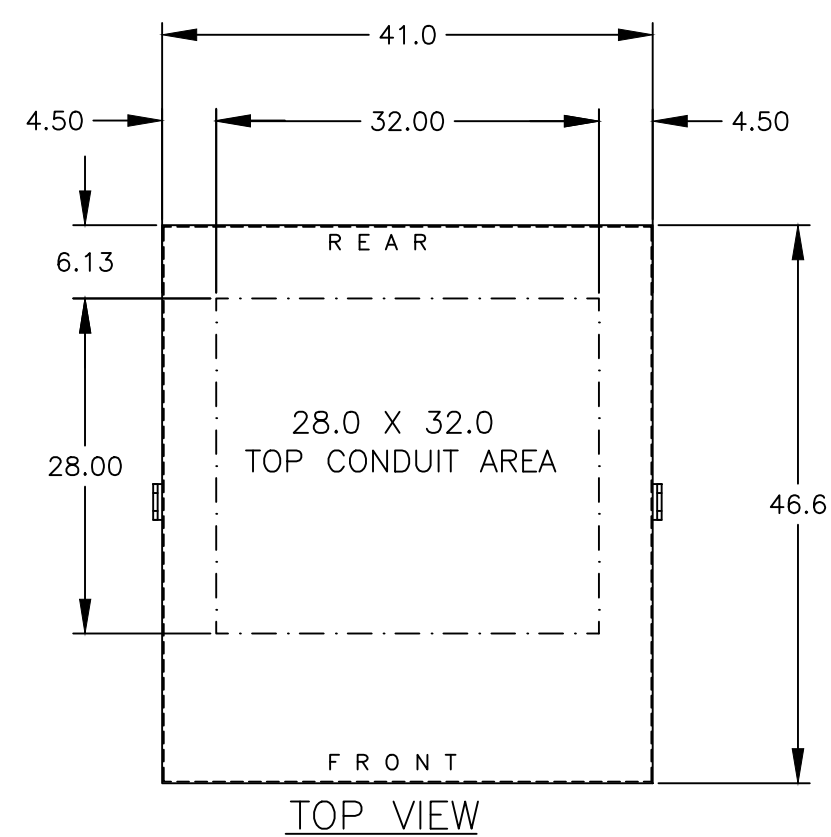


8 7 6 5 4 3 2 1
OUTLINE FOR ASCO® 300 SERIES 1000-2000 AMPERE "G" FRAME (G3ATS,G3NTS,G3ADTS,G3NDTS) FRONT CONNECTED TRANSFER SWITCHES TYPE 3R/3RX SECURE ENCLOSURE



GENERAL NOTES

- TYPE 3R ENCLOSURE. FREE STANDING. FLOOR MOUNTED. CODE GAUGE FORMED FRAME CONSTRUCTION.
- N.E.C. STD. GAUGE INTERIOR PAN TYPE DOORS AND REMOVABLE COVERS. EXTERIOR DOORS ARE SUPPLIED WITH PADLOCKABLE HANDLES & 3-PT LATCH.
- CONSTRUCTION IS IN ACCORDANCE WITH APPLICABLE REQUIREMENTS OF UL 1008.
- FINISH: TYPE 3R: ANSI 61 GRAY POLYESTER SEMI GLOSS ELECTROSTATIC POWDER. TYPE 3RX: EXTERIOR CONSTRUCTED OF CODE GAUGE TYPE 304 STAINLESS STEEL.
- RECOMMENDED CLEARANCES:
 FRONT: 45 INCHES; REAR: NONE
- ALL BUS IS SILVER-PLATED COPPER, BASED ON 1000A PER SQ. IN. DENSITY.
- A FULL RATED NEUTRAL CONNECTION FOR EACH SOURCE AND THE LOAD IS OPTIONAL. WHEN PROVIDED IT IS IN ONE OF THE FOLLOWING FORMATS AS SPECIFIED BY THE CATALOG NO. NEUTRAL TYPE;
 A. SOLID (COPPER BUS) NEUTRAL (STANDARD).
 B. SWITCHED NEUTRAL POLE (OPTIONAL).
- DESIGNED FOR FRONT ACCESS ONLY.
- FOR SPECIFIED TRANSFER SWITCH, REFER TO OPERATOR'S MANUAL PROVIDED WITH UNIT.
- EXTERIOR VENTS ARE SUPPLIED WITH POLYESTER DUST FILTERS.
- LIFTING PLATES: SECTIONS ARE SUPPLIED WITH LIFTING PLATES. INSPECT PLATES FOR DAMAGE AND TORQUE BOLTS TO 45 FT LBS BEFORE USE. REFER TO ANSI/NEMA PB 2.1 FOR PROPER HANDLING OF EQUIPMENT. AFTER INSTALLATION OF SECTION, REMOVE LIFTING PLATES. REINSTALL BOLTS INTO EXTERIOR HOLES AND TORQUE TO APROX. 20 FT LBS.

CABLING NOTES

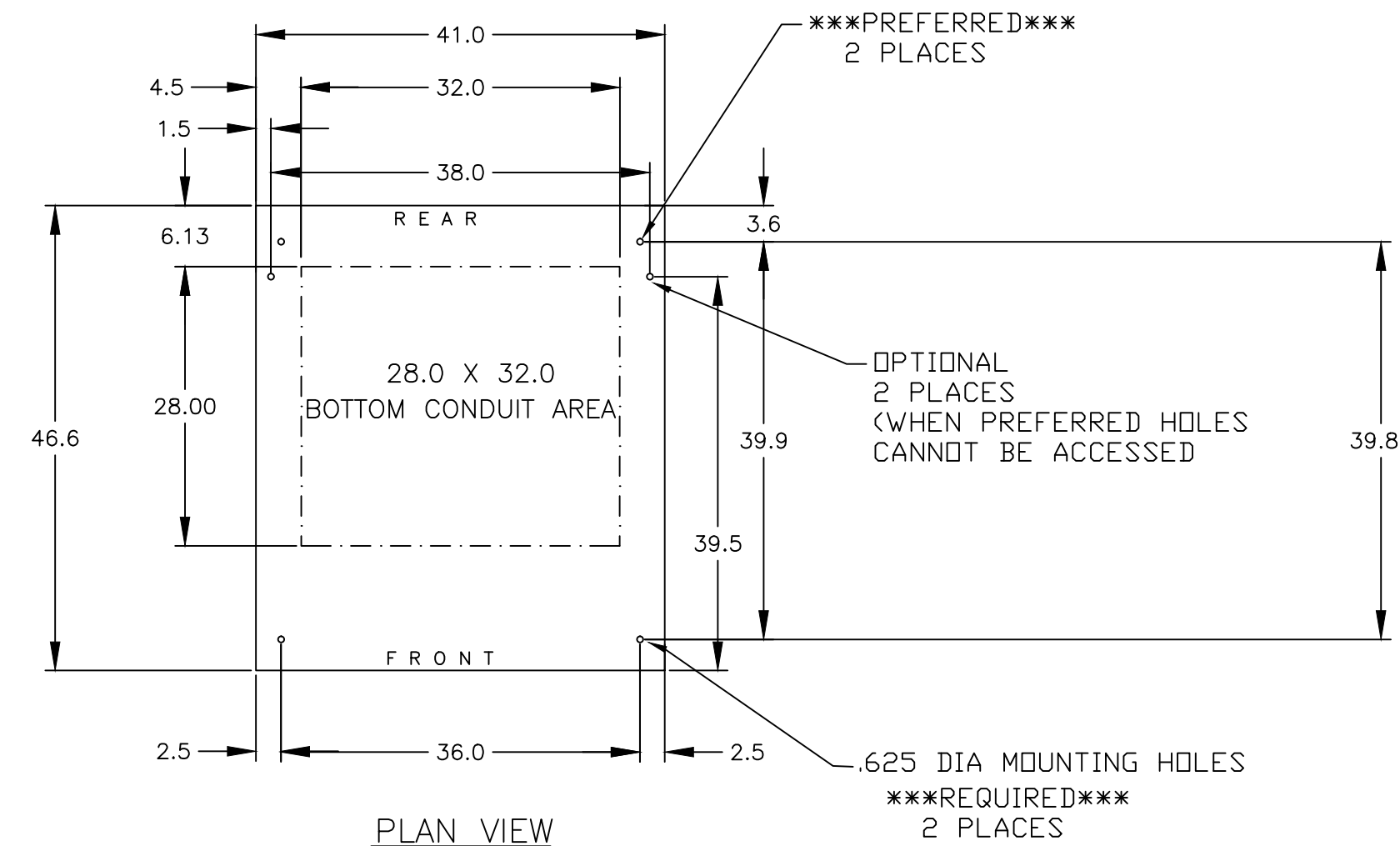
- ALL SIZES SUPPLIED STANDARD WITH MECHANICAL (SCREW TYPE) LUGS. (SEE AMP SIZE BELOW)
 A. LUG MATERIAL: ALUMINUM ALLOY 6061-T6 WITH ELECTRO TIN PLATED FINISH.
 B. SCREW MATERIAL: ALUMINUM ALLOY 6262-T9 WITH ELECTRO TIN PLATED FINISH.
 C. UL LISTED, CSA CERTIFIED.
 D. LUG SCREW TIGHTENING TORQUE PER UL 486B: 19 FT-LBS.
 E. SUITABLE WIRE BENDING SPACE IS PROVIDED. (SEE AMP SIZE BELOW)
- GROUND LUGS ARE PROVIDED STANDARD AS FOLLOWS. (SEE AMP SIZE BELOW)
- CUSTOMER TERMINAL BLOCKS:
 FOR 300 SERIES UNITS TB WILL BE MOUNTED ON THE TRANSFER SWITCH FRAME AS INDICATED.

NOTES 1000-1200 AMPS

- SUPPLIED WITH STANDARD MECHANICAL (SCREW TYPE) LUGS ON THE NORMAL, EMERGENCY & LOAD BUS STABS. ONE (1) LUG PER PHASE AND NEUTRAL EACH SUITABLE FOR CONNECTION OF FOUR (4) 1/0 - 750MCM CU/AL CABLE.
 A. SUITABLE WIRE BENDING SPACE IS PROVIDED FOR UP TO FOUR (4) 600MCM CABLES PER TERMINAL PER NEC.
- GROUND LUGS ARE PROVIDED STANDARD AS FOLLOWS;
 (12) 1/0 - 750MCM CU/AL CABLE

NOTES 1600-2000 AMPS

- SUPPLIED WITH STANDARD MECHANICAL (SCREW TYPE) LUGS ON THE NORMAL, EMERGENCY & LOAD BUS STABS. ONE (1) LUG PER PHASE AND NEUTRAL EACH SUITABLE FOR CONNECTION OF SIX (6) 1/0 - 750MCM CU/AL CABLE.
 A. SUITABLE WIRE BENDING SPACE IS PROVIDED FOR UP TO SIX (6) 750MCM CABLES PER TERMINAL PER NEC.
- GROUND LUGS ARE PROVIDED STANDARD AS FOLLOWS;
 (18) 1/0 - 750MCM CU/AL CABLE



REV. TO SHEET	ECN NO.	BY	APP.	DATE
A	247048	TR	BK	3/4/14
	246007	TR	WK	12/27/13
PROJECT NAME: OUTLINE MOUNTING				
G3ATS 1000-2000 AMPS FRONT CONNECTED, LIFTING EYES				
TYPE 3R/3RX SECURE 96 X 41 X 47				
DRAWN BY: TR		DATE: 12/27/13		MANUFACTURING TOLERANCES TO BE IN ACCORDANCE WITH ASCO PROCEDURE MP-1-003. FOR PLASTIC PARTS SEE MP-1-055
CHECKED BY: BK		DATE: 12/27/13		PROPERTY OF ASCO POWER TECHNOLOGIES. USE PERMITTED FOR OUR WORK ONLY. ALL RIGHTS OF DESIGN OR INVENTION ARE RESERVED.
PROJECT APPROVAL BY: BK		DATE: 12/27/13		ASCO POWER TECHNOLOGIES, L.P. FLORHAM PARK, NEW JERSEY 07932 U.S.A.
FINAL APPROVAL				SCALE 1/16" = 1" SIZE DS
				COMPUTER GENERATED DRAWING
				DWG. NO. 1001395-002
				DRAWING A
				ECN NO. 247048
				SHEET 1 OF 1