

TRANSFORMER ELECTRICAL DATA	
Rated power kVA	2000
Temporary overload power at AF kVA	2400
Rated primary voltage kV	22
Rated primary insulation level kV	24
Tapping ranges on HV side(off load)	(+2 ~ -2)x2.5%
HV Applied voltage to industrial frequency kV	50
Impulse B.I.L kV	125
Rated secondary voltage V	433
LV Applied voltage to industrial frequency kV	3
Rated frequency HZ	50
Rated impedance voltage at 75°C %	6
No-load current %	1.09
No-load losses W	3650
Load losses at 75°C W	14900
Vector group	Dyn11

TRANSFORMER MECHANICAL DATA	
Primary Winding	Aluminium
Secondary Winding	Aluminium
Cooling method (AN/AF)	AN/AF
Acoustic power LwA at 1m dB	70.2
Rated winding temperature rise K	100
Thermal class	F
Environmental behaviour	E2, C2, F1
Transformer weight (winding & core) kg	4660

TRANSFORMER ACCESSORIES	
Type of temperature control (240Vac)	BWDK320B
Temperature sensors	PT100

Notes:  
 [1] Quantity :According to the contract  
 [2] If cooling method AN . The fans and parameters of AF would not provided.

LEGEND	
Item	Material Description
1	Secondary connection busbar
2	Lifting holes
3	Primary connection terminal
4	Earthing terminals Ø14
5	HV tapping
6	Neutral connection bar
7	Transformer name plate
8	Transformer mounting base
9	Fans

REV	DESCRIPTION	DESIGNER	CHECKED	APPROVED
0	ISSUED FOR APPROVAL	David	FS Meng	GHL
		07.10.2018	07.10.2018	07.11.2018
		DESIGNER	CHECKED	APPROVED
		SIGN_DATE	SIGN_DATE	SIGN_DATE

This document and any information or descriptive matter set out in are confidential and copyright property and must not be disclosed, copied, altered or used for any purpose whatsoever without prior written permission from Schneider Electric.

DRAWN: David 07.10.2018  
 DESIGNED: David 07.10.2018  
 DPG CHECK: MFS 07.10.2018  
 DESIGN CHECK: MFS 07.10.2018  
 APPROVED: GHL 07.11.2018

**Eco-truxure**  
 Innovations At Every Level

TRIHAL TRANSFORMER MEDIUM VOLTAGE SUBSTATIONS 22kV/433V TRANSFORMER 2000kV GENERAL ARRANGEMENT & ELECTRICAL RATINGS	
FILE No: STATUS: ISSUED FOR APPROVAL Dwg No: F200111011	SHEET: 1 OF 5 SALES ORDER No:

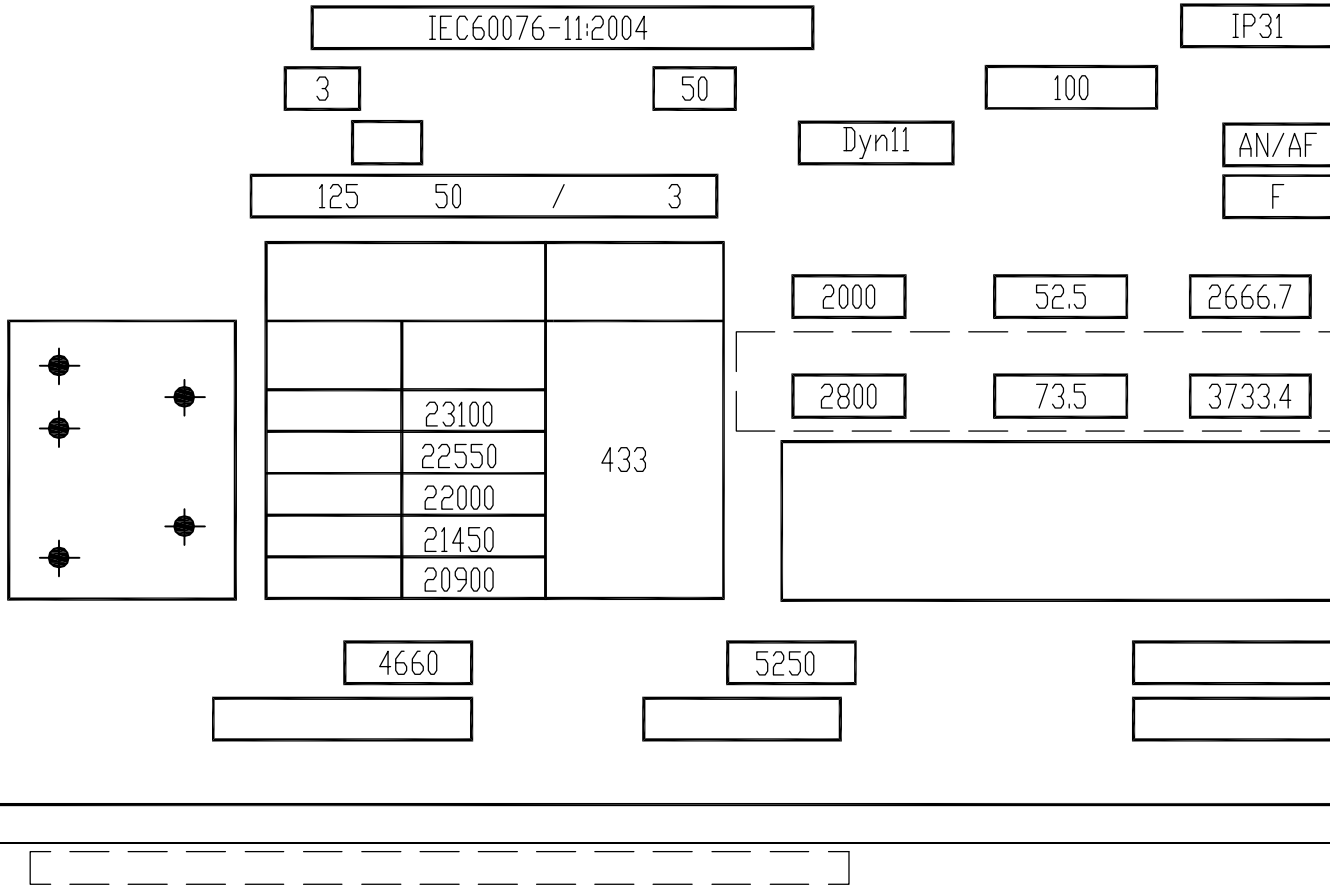
CO-ORDINATE SYSTEM: HEIGHT DATUM: SCALE: NOT TO SCALE







Trihal



REV	DESCRIPTION	DESIGNER SIGN DATE	VERIFIED SIGN DATE	APPROVED SIGN DATE
0	ISSUED FOR APPROVAL	David 07-10-2019	MFS 07-10-2019	GHL 07-11-2019

This document and any information or descriptive matter set out in are confidential and copyright property and must not be disclosed, leased, copied or used for any purpose whatsoever without prior written permission from Schneider Electric.



DRAWN	David	07-10-2019
DESIGNED	David	07-10-2019
DWG CHECK	MFS	07-10-2019
DESIGN CHECK	MFS	07-10-2019
APPROVED	GHL	07-11-2019

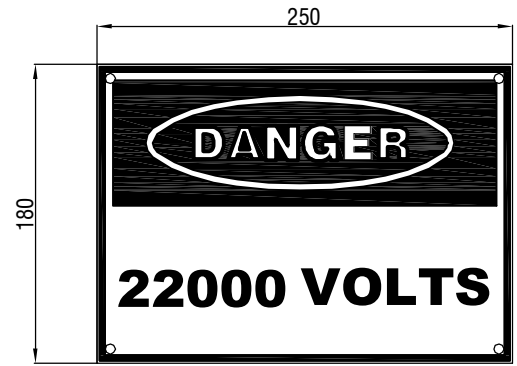
TRIHAL TRANSFORMER  
MEDIUM VOLTAGE SUBSTATIONS  
22kV/433V TRANSFORMER 2000kV  
GENERAL ARRANGEMENT & ELECTRICAL RATINGS

FILE NO.	SHEET: 4 OF 5
STATUS:	ISSUED FOR APPROVAL
DWG NO.	F200111011
SALES ORDER NO.	0

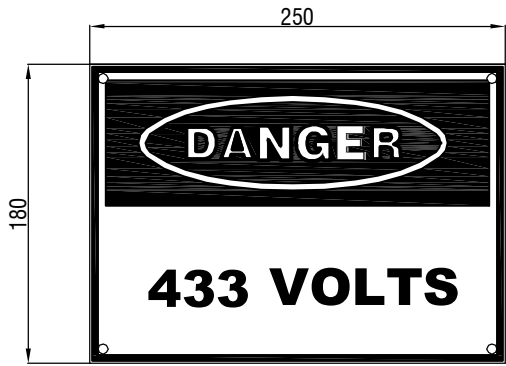
CO-ORDINATE SYSTEM: HEIGHT DATUM: SCALE: NOT TO SCALE

1 2 3 4 5 6 7 8 9 10 11 12

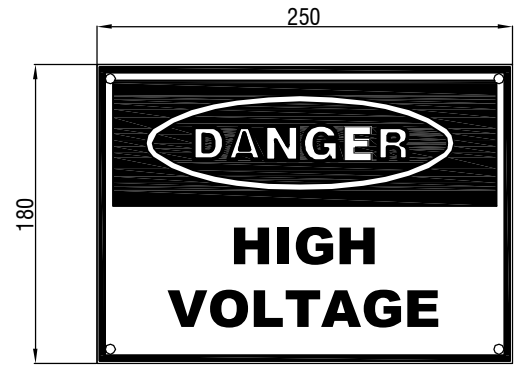
A  
B  
C  
D  
E  
F  
G  
H



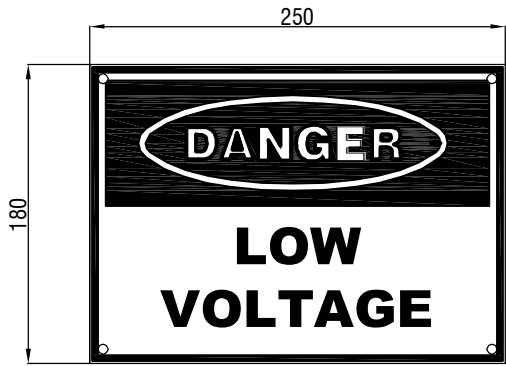
QTY X 1



QTY X 1



QTY X 1



QTY X 1



QTY X 4

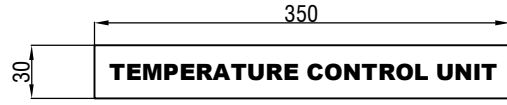


PLATE 15: DEVICE LABEL  
(BLACK TEXT - WITH STAINLESS STEEL)  
QTY X 1

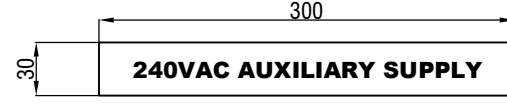


PLATE 17: AUXILIARY WARNING LABEL  
(BLACK TEXT - WITH STAINLESS STEEL)  
QTY X 1

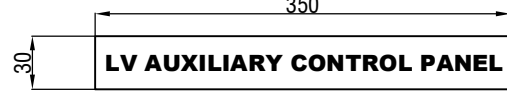


PLATE 16: AUXILIARY EQUIPMENT LABEL  
(BLACK TEXT - WITH STAINLESS STEEL)  
QTY X 1

REV	DESCRIPTION	DESIGNER SIGN DATE	VERIFIED SIGN DATE	APPROVED SIGN DATE
0	ISSUED FOR APPROVAL	David 07-10-2018	MFS 07-10-2018	GHL 07-11-2018

*This document and any information or descriptive matter set out in are confidential and copyright property and must not be disclosed, loaned, copied or used for any purpose whatsoever without prior written permission from Schneider Electric.*

**Schneider Electric**

DRAWN: David 07.10.2018  
 DESIGNED: David 07.10.2018  
 DRG CHECK: MFS 07.10.2018  
 DESIGN CHECK: MFS 07.10.2018  
 APPROVED: GHL 07.11.2018

**EcoStruxure**  
Innovation At Every Level

TRIHAL TRANSFORMER  
MEDIUM VOLTAGE SUBSTATIONS  
22kV/433V TRANSFORMER 2000kV  
GENERAL ARRANGEMENT & ELECTRICAL RATINGS

FILE No. \_\_\_\_\_ SHEET 5 OF 5  
 STATUS: ISSUED FOR APPROVAL  
 DRG No. F200111011

1 2 3 4 5 6 7 8 9 10 11 12