

Transformer & Enclosure Assembly Mounting Base

TRANSFORMER ELECTRICAL DATA	
Rated power kVA	1000
Temporary overload power at AF kVA	1400
Rated primary voltage kV	11
Rated primary insulation level kV	12
Tapping ranges on HV side(off load)	(+2 ~ -2)x2.5%
HV Applied voltage to industrial frequency kV	35
Impulse B.I.L kV	95
Rated secondary voltage V	415
LV Applied voltage to industrial frequency kV	3
Rated frequency HZ	50
Rated impedance voltage at 75% %	6
No-load current %	1.47
No-load losses W	1980
Load losses at 75% W	10100
Vector group	Dyn11

TRANSFORMER MECHANICAL DATA	
Primary Winding	Aluminium
Secondary Winding	Aluminium
Cooling method (AN/AF)	AN/AF
Acoustic power LwA at 1m dB	65.7
Rated winding temperature rise K	100
Thermal class	F
Environmental behaviour	E2, C2, F1
Transformer weight (winding & core) kg	2420

TRANSFORMER ACCESSORIES	
Type of temperature control (240Vac)	BWDK320B
Temperature sensors	PT100

Notes:
 [1] Quantity : According to the contract
 [2] If cooling method AN : The fans and parameters of AF would not provided.

LEGEND	
Item	Material Description
1	Secondary connection busbar
2	Lifting holes
3	Primary connection terminal
4	Earthing terminals #14
5	HV tapping
6	Neutral connection bar
7	Transformer name plate
8	Transformer mounting base
9	Fans

REV	DESCRIPTION	DESIGNER	CHECKED	APPROVED
0	ISSUED FOR APPROVAL	David	FS Meng	GHL
		07.10.2018	07.10.2018	07.11.2018
		SIGN_DATE	SIGN_DATE	SIGN_DATE

This document and any information or descriptive matter set out in are confidential and copyright property and must not be disclosed, copied or used for any purpose whatsoever without prior written permission from Schneider Electric.

Schneider Electric

CO-ORDINATE SYSTEM: HEIGHT DATUM: SCALE: NOT TO SCALE

Eco-truxure
Innovation At Every Level

DRAWN: David 07.10.2018
 DESIGNED: David 07.10.2018
 DPG CHECK: MFS 07.10.2018
 DESIGN CHECK: MFS 07.10.2018
 APPROVED: GHL 07.11.2018

TRIHAF TRANSFORMER
 MEDIUM VOLTAGE SUBSTATIONS
 11kV/415V TRANSFORMER 1000kV
 GENERAL ARRANGEMENT & ELECTRICAL RATINGS

FILE No: SHEET 1 OF 5
 STATUS: ISSUED FOR APPROVAL
 Dwg No: F100041107
 SALES ORDER No:



Trihal

IEC60076-11:2004

IP31

3

50

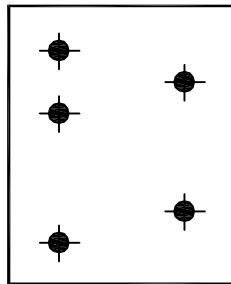
100

Dyn11

AN/AF

95 35 / 3

F



	11550	415
	11275	
	11000	
	10725	
	10450	

1000

52.5

1391

1400


73.5

1948



2420

2770



0	ISSUED FOR APPROVAL	David	MFS	GHL
DESIGNER	DESIGN DATE	DESIGNER	DESIGN DATE	DESIGNER
REV	DESCRIPTION	SIGN DATE	SIGN DATE	SIGN DATE
CO-ORDINATE SYSTEM:	HEIGHT DATUM:	SCALE:	NOT TO SCALE	

This document and any information or descriptive matter set out in are confidential and copyright property and must not be disclosed, loaned, copied or used for any purpose whatsoever without prior written permission from Schneider Electric.



DRAWN	David	07.10.2019
DESIGNED	David	07.10.2019
DWG CHECK	MFS	07.10.2019
DESIGN CHECK	MFS	07.10.2019
APPROVED	GHL	07.11.2019

TRIHAL TRANSFORMER
MEDIUM VOLTAGE SUBSTATIONS
11kV/415V TRANSFORMER 1000kV
GENERAL ARRANGEMENT & ELECTRICAL RATINGS

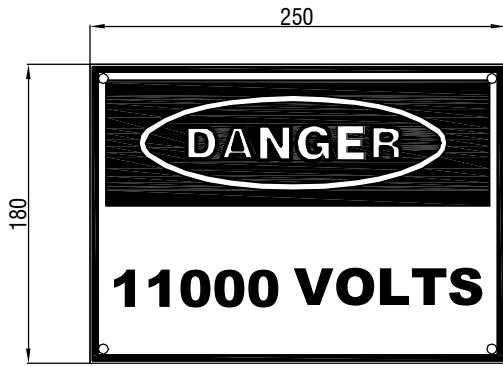
FILE No:	SHEET: 4 OF 5
STATUS: ISSUED FOR APPROVAL	SALES ORDER No:
DWG No: F100041107	0



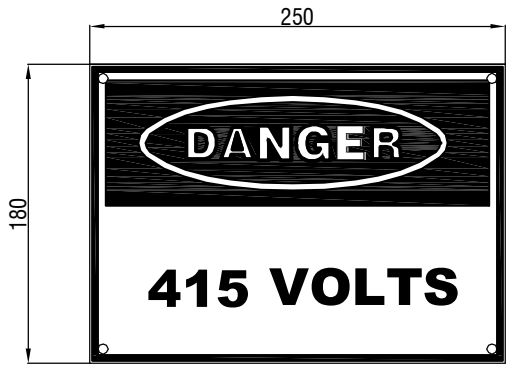
Innovations At Every Level

1 2 3 4 5 6 7 8 9 10 11 12

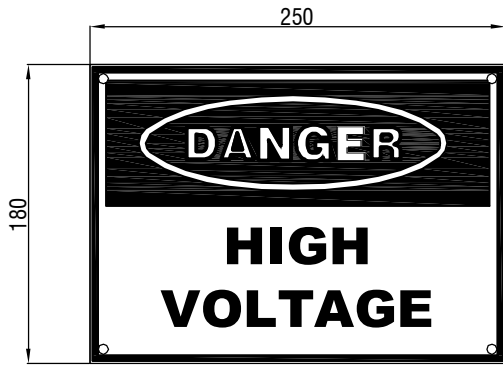
A
B
C
D
E
F
G
H



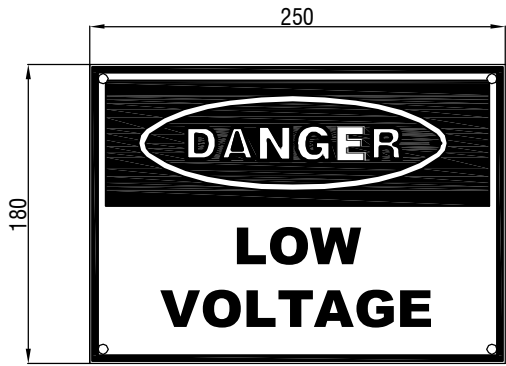
QTY X 1



QTY X 1



QTY X 1



QTY X 1



QTY X 4

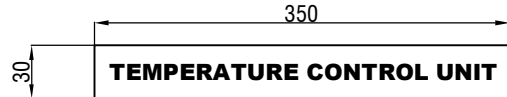


PLATE 15: DEVICE LABEL
(BLACK TEXT - WITH STAINLESS STEEL)
QTY X 1

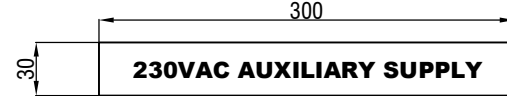


PLATE 17: AUXILIARY WARNING LABEL
(BLACK TEXT - WITH STAINLESS STEEL)
QTY X 1

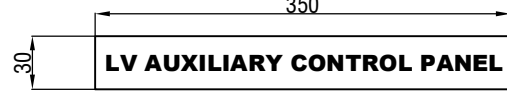


PLATE 16: AUXILIARY EQUIPMENT LABEL
(BLACK TEXT - WITH STAINLESS STEEL)
QTY X 1

This document and any information or descriptive matter set out in are confidential and copyright property and must not be disclosed, loaned, copied or used for any purpose whatsoever without prior written permission from Schneider Electric.			TRIHAL TRANSFORMER MEDIUM VOLTAGE SUBSTATIONS 11kV/415V TRANSFORMER 1000kV GENERAL ARRANGEMENT & ELECTRICAL RATINGS		
			DRAWN: David 07.10.2018 DESIGNED: David 07.10.2018 DRG CHECK: MFS 07.10.2018 DESIGN CHECK: MFS 07.10.2018 APPROVED: GHL 07.11.2018		
Eco-truxure <i>Innovation At Every Level</i>			FILE No. _____ SHEET 5 OF 5 STATUS: ISSUED FOR APPROVAL DRG No. F100041107 SALES ORDER No. 0		
CO-ORDINATE SYSTEM: _____ HEIGHT DATUM: _____ SCALE: NOT TO SCALE		ISSUED FOR APPROVAL: David MFS GHL 07.10.2018 07.10.2018 07.11.2018 DESIGNED: David MFS GHL 07.10.2018 07.10.2018 07.11.2018 DRG CHECK: MFS GHL 07.10.2018 07.10.2018 07.11.2018 DESIGN CHECK: MFS GHL 07.10.2018 07.10.2018 07.11.2018 APPROVED: GHL 07.11.2018			

1 2 3 4 5 6 7 8 9 10 11 12