Step down transformer	
Primary winding material:	Al.
Secondary winding material:	Al.
Maximum ambient temperature (°C):	40
Transformateur abaisseur	
Nature enroulement primaire:	Al.
Nature enroulement secondaire:	Al.
Température MAX. ambiante (°C):	40
Standard EN 50588-1/Norme EN 50588-1	
Power/Puissance:	160 kVA
Frequency/Frequence:	50 Hz
Guaranted Ucc/Ucc garantie:	4 %
Hige voltage/HT:	20000 V (D)
Tappings/Reglage:	±2x2,5%
Low voltage (at no load)/BT (a vide):	410 V (yn)
Connection/Couplage:	Dyn11
Total weight/Masse totale:	870 kg
Diel. weight/Masse dielectrique:	130 kg
Untanking weight/Masse a decuver:	650 kg
Losses level/Niveau de pertes:	AA0Ak
No load losses P0 (W)/Pertes a vide P0 (W):	189 W
Load losses Pk (W)/Pertes dues a la charge Pk (W):	1750 W (75 °C)

SEF MYSE CODE | MIN016020002002

Idx	Description (English)	Description (Français)
12	Pulling ears	Trous de halage
11	Head of tap changer	Commutateur de réglage hors-tension
10	Rating plate	Plaque signalétique
9	Oil drain plug A22 DIN 42551	Bouchon A22 DIN 42551
8	Locking Device	Dispositif de verrouillage
7	Lifting lugs	Anneaux de levage
6	LV cable box IP21	Capot BT IP21
5	LV porcelain bushing TMT 1/250A (EN 50386)	Borne BT porcelaine TMT 1/250A (EN 50386)
4	HV bushing K180AR-3/J 250A (EN 50180)	Borne HT K180AR-3/J 250A (EN 50180)
3	Earthing terminal M12	Borne de terre M12
2	DMCR	DMCR
1	Bi-directional rollers Ø125. TH: 40.	Galets de roulement orientable Ø125. EP: 40.

Date	2020-12-19	Project Number	160 kVA 20 kV AA0Ak Ecodesign 2021	Mass [kg]
Department	AME-T	-	-	870
Prepared	M.Niewiara	Description	DIMENSIONAL DRAWING PLAN D'ENCOMBREMENT	Class
Approved	R.Kwoska			-
				Scale
		Drawing Number	4-057764 rev.1	-
		CAD Model Name / Number	DIMENSIONAL DRAWING	Sheet 1 / 3

Schneider Electric

Drawing System

DESCRIPTION		
BLOCK		
DATE / NAME		
REVISION NO.		
INDEX		

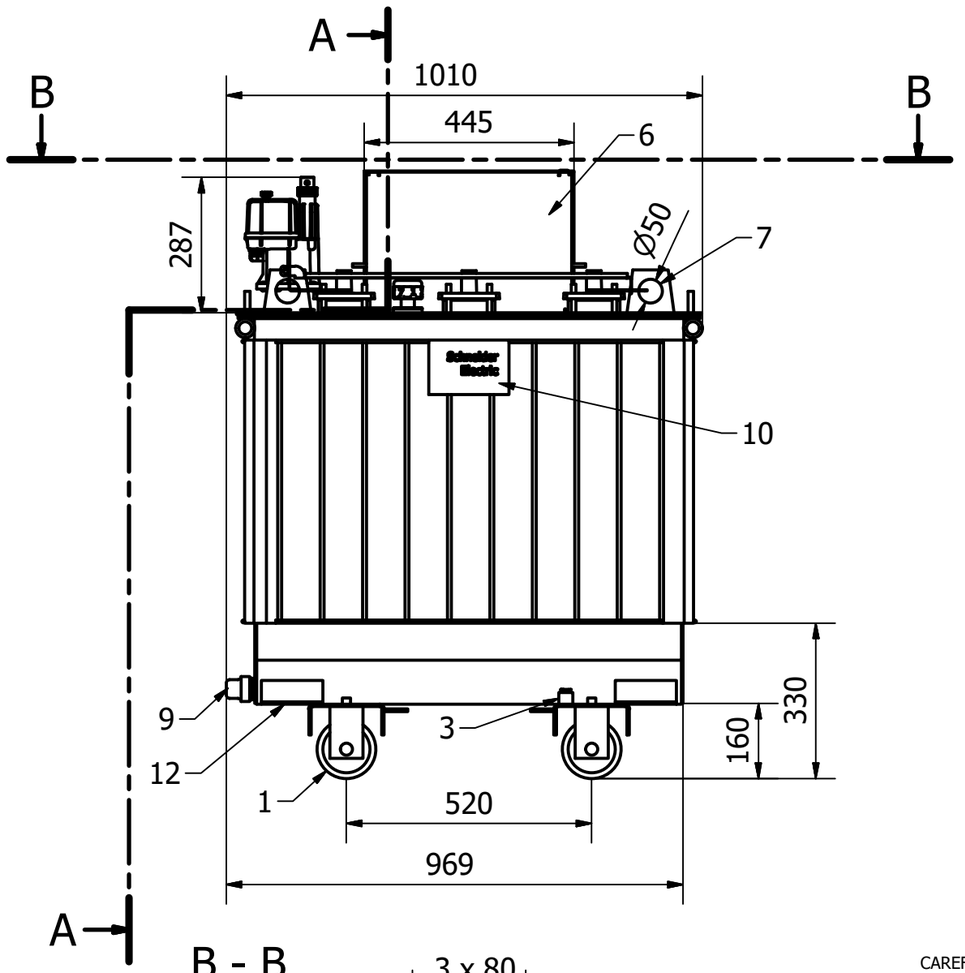

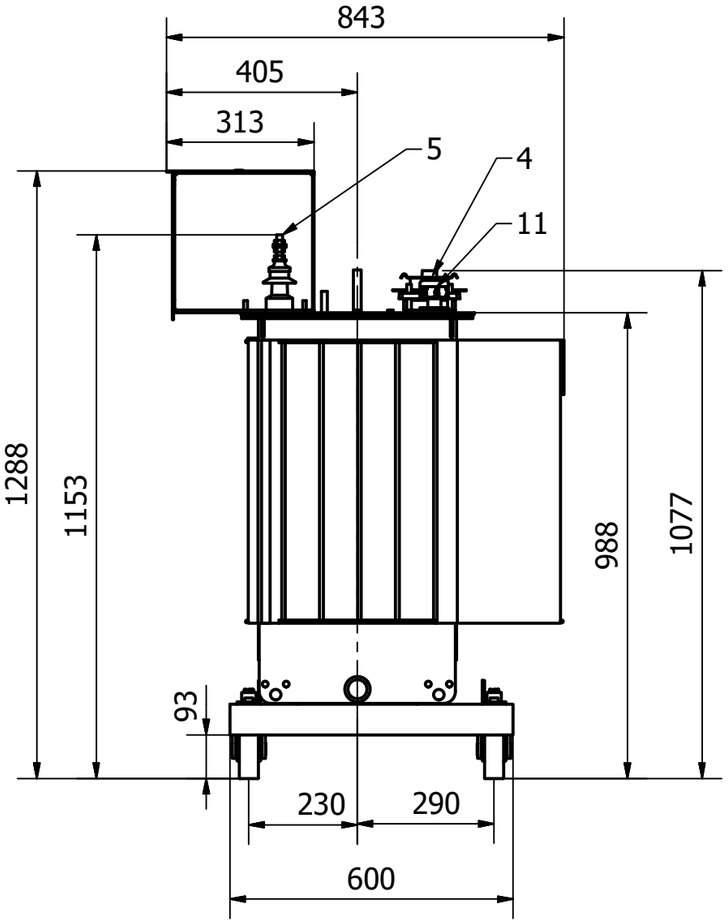

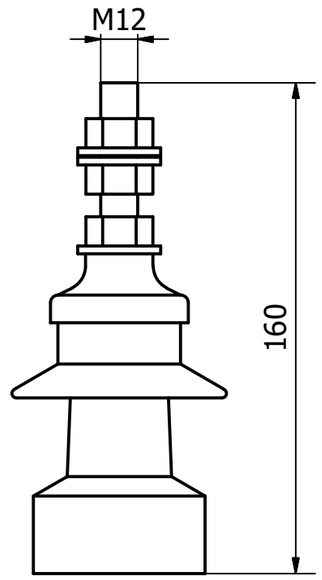

LV PORCELAIN BUSHING TMT 1/250A
BORNE BT PORCELAINE TMT 1/250A

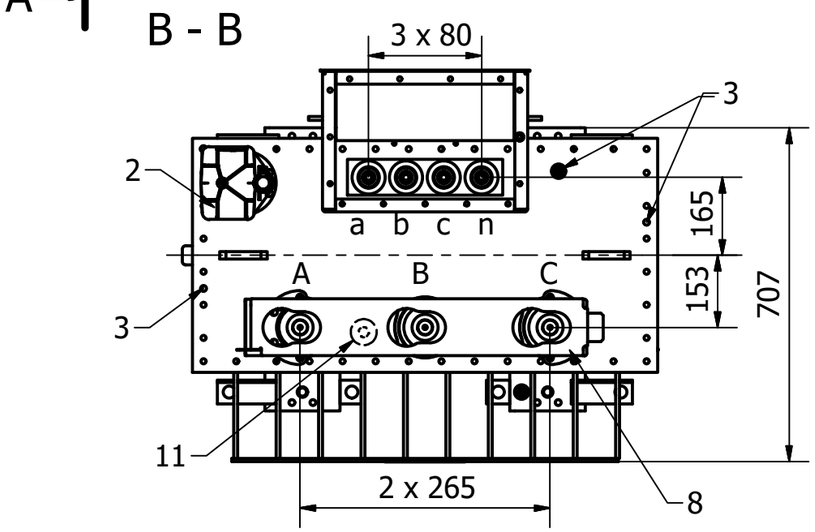

CAREFUL
The lv bus-bars must in no case bear the weight of the connections or of the set of cables.Provide supports free from the transformer,in case of a bar connection,it is absolutely necessary to provide a flexible link between the bus-bar and the extremity of the set of bars.Non-respect of above mentionned conditions frees the manufacturer from any guarantee in case of leakage.

ATTENTION
Les passe barres BT ne doivent en aucun cas supporter le poids des barres de connexions ou du faisceau de cables. Prévoir des supports indépendants du transformateur dans le cas d un raccordement par barre. Il est impératif de prévoir une liaison souple entre le passe barre et l'extrémité du jeu de barres.
Le non respect de ces conditions dégage la garantie du fabricant en cas de fuite.

TOLERANCES: +/- 20 mm ON DIMENSIONS
TOLERANCES: +/- 20 mm SUR DIMENSIONS

Tolerance on weight +/- 5%
Tolérance sur le poids +/- 5%

SEF MYSE CODE	MIN016020002002			
Date	2020-12-19	Project Number	160 kVA 20 kV AA0Ak Ecodesign 2021	Mass [kg]
Department	AME-T	-	-	870
Prepared	M.Niewiara	Description	DIMENSIONAL DRAWING PLAN D'ENCOMBREMENT	Class
Approved	R.Kwoska			-
				Scale
		Drawing Number	4-057764 rev.1	-
		CAD Model Name / Number	DIMENSIONAL DRAWING	Sheet 2 / 3
				Drawing System

DESCRIPTION		
BLOCK		
DATE / NAME		
REVISION NO.		
INDEX		

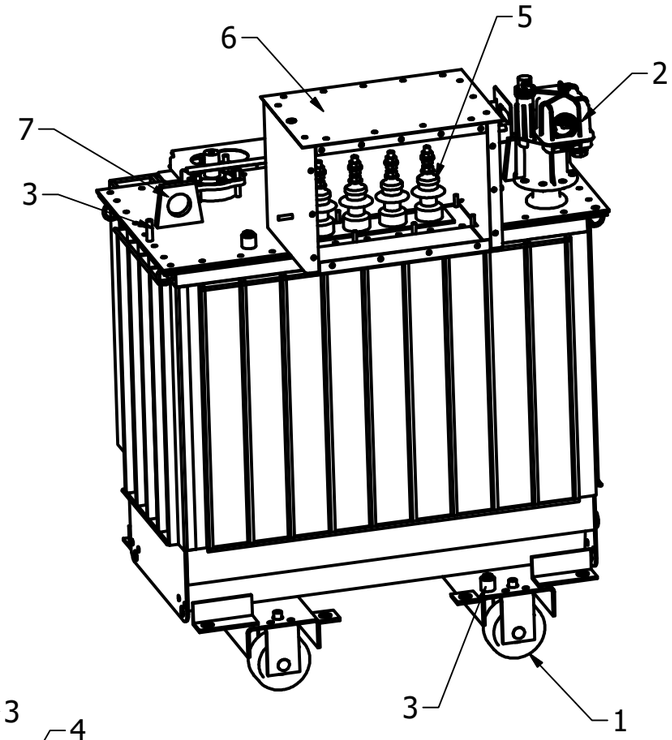

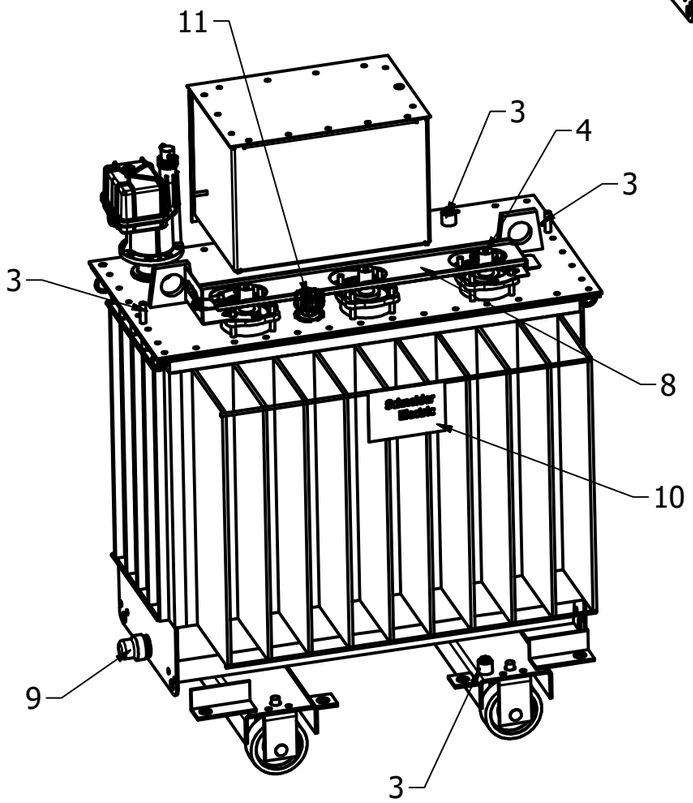

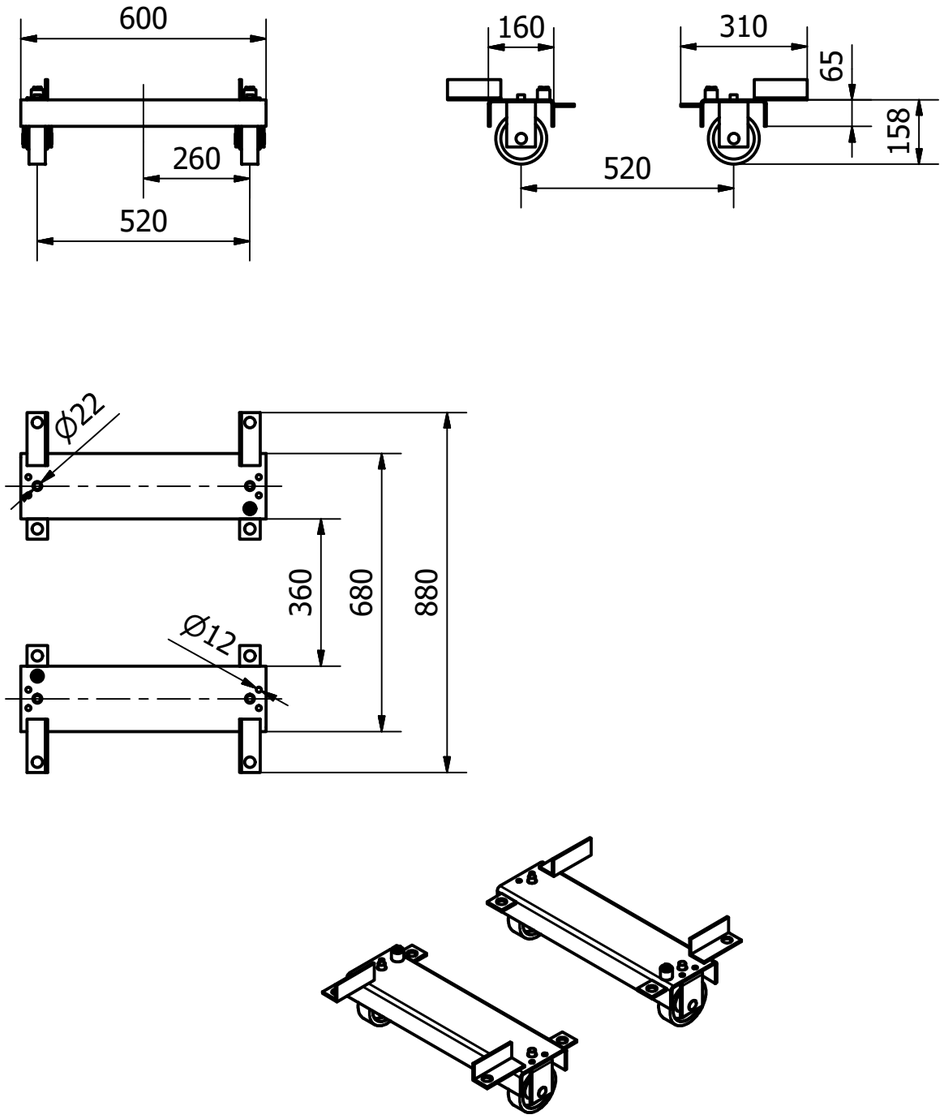

TOLERANCES: +/- 20 mm ON DIMENSIONS
TOLERANCES: +/- 20 mm SUR DIMENSIONS

Date	2020-12-19	Project Number	160 kVA 20 kV AA0Ak Ecodesign 2021	Mass [kg]
Department	AME-T	-	-	870
Prepared	M.Niewiara	Description	DIMENSIONAL DRAWING PLAN D'ENCOMBREMENT	Class
Approved	R.Kwoska			-
				Scale
		Drawing Number	4-057764 rev.1	-
		CAD Model Name / Number	DIMENSIONAL DRAWING	Sheet 3 / 3
				Drawing System

SEF MYSE CODE | MIN016020002002

DESCRIPTION		
BLOCK		
DATE / NAME		
REVISION NO.		
INDEX		

Schneider Electric