

Vijeo Citect 7.20

+Facilities Installation Guide

May 2012

Legal Information

DISCLAIMER

Schneider Electric makes no representations or warranties with respect to this manual and, to the maximum extent permitted by law, expressly limits its liability for breach of any warranty that may be implied to the replacement of this manual with another. Further, Schneider Electric reserves the right to revise this publication at any time without incurring an obligation to notify any person of the revision.

COPYRIGHT

© Copyright 2012 Schneider Electric All rights reserved.

TRADEMARKS

Schneider Electric has made every effort to supply trademark information about company names, products and services mentioned in this manual.

Citect, CitectHMI, Vijeo Citect, Vijeo Citect Lite and CitectSCADA are either registered trademarks or trademarks of Schneider Electric. IBM, IBM PC and IBM PC AT are registered trademarks of International Business Machines Corporation.

MS-DOS, Windows, Windows NT, Microsoft, and Excel are either registered trademarks or trademarks of Microsoft Corporation in the United States and/or other countries.

DigiBoard, PC/Xi and Com/Xi are trademarks of Digi International Inc.

Novell, Netware and Netware Lite are either registered trademarks or trademarks of Novell, Inc. in the United States and other countries.

dBASE is a trademark of dataBased Intelligence, Inc.

All other brands and products referenced in this document are acknowledged to be the trademarks or registered trademarks of their respective holders.

GENERAL INFORMATION

Some product names used in this manual are used for identification purposes only and may be trademarks of their respective companies.

May 2012 edition for Vijeo Citect Version 7.20.

Manual Revision Version 7.20.

PLEASE NOTE

Electrical equipment should be installed, operated, serviced, and maintained only by qualified personnel. No responsibility is assumed by Schneider Electric for any consequences arising out of the use of this material. © 2012 Schneider Electric. All Rights Reserved.

Validity Note

The present documentation is intended for qualified technical personnel responsible for the implementation, operation and maintenance of the products described. It contains information necessary for the proper use of the products. However, those who wish to make a more "advanced" use of our products may find it necessary to consult our nearest distributor in order to obtain additional information.




The contents of this documentation are not contractual and in no way constitute an extension to, or restriction of, the contractual warranty clauses.

Contact Schneider Electric today at www.schneider-electric.com/vijeocitect

Safety Information

Hazard categories and special symbols

The following symbols and special messages may appear in this manual or on the product to warn of potential hazards or to call attention to information that clarifies or simplifies a procedure.

| Symbol | Description |
|--|---|
|  or  | The addition of either symbol to a “Danger” or “Warning” safety label indicates that an electrical hazard exists which will result in personal injury if the instructions are not followed. |
|  | This is the safety alert symbol. It is used to alert you to personal injury hazards. Obey all safety messages that follow this symbol to avoid possible injury or death. |

DANGER

DANGER indicates an imminently hazardous situation, which, if not avoided, will result in death or serious injury.

WARNING

WARNING indicates a potentially hazardous situation, which, if not avoided, can result in death or serious injury.

CAUTION

CAUTION indicates a potentially hazardous situation which, if not avoided, can result in minor or moderate injury.

NOTICE


NOTICE used without a safety alert symbol, indicates a potentially hazardous situation which, if not avoided, can result in property or equipment damage.


Please Note

Electrical equipment should be installed, operated, serviced, and maintained only by qualified personnel. No responsibility is assumed by Schneider Electric for any consequences arising out of the use of this material.

Before You Begin

Vijeo Citect is a Supervisory Control and Data Acquisition (SCADA) solution. It facilitates the creation of software to manage and monitor industrial systems and processes. Due to Vijeo Citect's central role in controlling systems and processes, you must appropriately design, commission, and test your Vijeo Citect project before implementing it in an operational setting. Observe the following:

| |
|---|
|  WARNING |
| <p>UNINTENDED EQUIPMENT OPERATION</p> <p>Do not use Vijeo Citect or other SCADA software as a replacement for PLC-based control programs. SCADA software is not designed for direct, high-speed system control.</p> <p>Failure to follow these instructions can result in death, serious injury, or equipment damage.</p> |

| |
|--|
|  WARNING |
| <p>LOSS OF CONTROL</p> <ul style="list-style-type: none">• The designer of any control scheme must consider the potential failure modes of control paths and, for certain critical control functions, provide a means to achieve a safe state during and after a path failure. Examples of critical control functions are emergency stop and overtravel stop, power outage and restart.• Separate or redundant control paths must be provided for critical control functions.• System control paths may include communication links. Consideration must be given to the implications of unanticipated transmission delays or failures of the link.• Observe all accident prevention regulations and local safety guidelines.¹• Each implementation of a control system created using Vijeo Citect must be individually and thoroughly tested for proper operation before being placed into service. <p>Failure to follow these instructions can result in death, serious injury, or equipment damage.</p> |

1. For additional information, refer to NEMA ICS 1.1 (latest edition) "Safety Guidelines for the Application, Installation, and Maintenance of Solid State Control", and to NEMA ICS 7.1 (latest edition) "Safety Standards for Construction and Guide for Selection, Installation and Operation of Adjustable-Speed Drive Systems" or their equivalent governing your particular location.

Vijeo Citect +Facilities Installation

Thank you for purchasing Vijeo Citect +Facilities.

+Facilities is a licensed addition for Vijeo Citect. An authorization code is required to license the additional drivers and product extension.

Package Software

The components of Vijeo Citect +Facilities are available via download from our website:

<http://www.schneider-electric.com/sites/corporate/en/products-services/automation-control/scada-options/vijeo-plus-facilities.page>

These components support:

- drivers
- libraries

Requirements

+Facilities has been designed to work with Vijeo Citect 7.20 Service Pack 3.

Note: +Facilities has been designed to work with Vijeo Citect 7.20 Service Pack 3. If this version is not installed, +Facilities may not work properly.


Drivers

The +Facilities web site contains links to the drivers that are included with +Facilities.

These drivers are stored on the [DriverWeb](#), a web site that hosts every available driver for a Vijeo Citect system. Located in the Support section of www.citect.schneider-electric.com, the DriverWeb is updated with the latest version of each driver, which means you will have access to the latest release of the associated drivers when you set up +Facilities.

Once a driver pack has been downloaded from the DriverWeb, it needs to be installed on any computers that are run as an I/O server. These computers need to have the authorization codes added/updated as provided when you purchase +Facilities.

The driver installation package offers access to multiple drivers. It is recommended that you install every included driver, as a driver that is installed and not used will have little impact on your system.

| |
|---|
|  WARNING |
| INCOMPATIBLE DRIVER |
| Do not ignore alerts during driver installation. If you choose to ignore such alerts, the driver will be installed but may operate incorrectly. |
| Failure to follow these instructions can result in death, serious injury, or equipment damage. |

Libraries

The +Facilities web site contains a library project designed to assist with the development of your Vijeo Citect system.

This library project contains additional symbol libraries that have been specifically defined for facilities solutions.

Once the library is downloaded, it needs to be restored into your Vijeo Citect system.

Add the library project as an "included project" to make the contained libraries available for use in your project development and runtime.

Scheduler

Scheduler is a new feature of Vijeo Citect that was introduced with the version 7.20 Service Pack 3. Scheduler operates as a component of the report server with an ActiveX control that enables you to link your Vijeo Citect system to a calendar, offering significant operational benefits when implementing +Facilities.

Please refer to the *Scheduler User Guide* under the Help menu for more information.

Maintaining System Currency

It is very important that you keep your software up to date. Schneider Electric will periodically publish updates in the form of Service Packs, Hot Fixes, Driver Updates or Advisories relating to safety, security and functionality of Vijeo Citect.

These updates are available from the SCADA & MES Support web site www.citect.schneider-electric.com. We especially recommend that you nominate a person in your organization to refer, and subscribe, to the RSS feeds for Safety and Security, as well as the latest articles on the web site.
