

Micrologic Trip Units and Control Units

Firmware History

03/2019



The information provided in this documentation contains general descriptions and/or technical characteristics of the performance of the products contained herein. This documentation is not intended as a substitute for and is not to be used for determining suitability or reliability of these products for specific user applications. It is the duty of any such user or integrator to perform the appropriate and complete risk analysis, evaluation and testing of the products with respect to the relevant specific application or use thereof. Neither Schneider Electric nor any of its affiliates or subsidiaries shall be responsible or liable for misuse of the information contained herein. If you have any suggestions for improvements or amendments or have found errors in this publication, please notify us.

You agree not to reproduce, other than for your own personal, noncommercial use, all or part of this document on any medium whatsoever without permission of Schneider Electric, given in writing. You also agree not to establish any hypertext links to this document or its content.

Schneider Electric does not grant any right or license for the personal and noncommercial use of the document or its content, except for a non-exclusive license to consult it on an "as is" basis, at your own risk. All other rights are reserved.

All pertinent state, regional, and local safety regulations must be observed when installing and using this product. For reasons of safety and to help ensure compliance with documented system data, only the manufacturer should perform repairs to components.

When devices are used for applications with technical safety requirements, the relevant instructions must be followed.

Failure to use Schneider Electric software or approved software with our hardware products may result in injury, harm, or improper operating results.

Failure to observe this information can result in injury or equipment damage.

© 2019 Schneider Electric. All Rights Reserved.

Table of Contents



Firmware Update Policy	4
NSX Micrologic Trip Units	8
NT/NW Micrologic Trip Units	11
MTZ Micrologic X Control Units.....	15

Firmware Update Policy

Firmware Update Policy

The Micrologic trip unit or control unit of a circuit breaker is the main component of the intelligent modular unit (IMU). The IMU includes the circuit breaker, the Micrologic trip unit or control unit and the associated optional Enerlin'X devices.

The primary reason for updating the firmware of a Micrologic trip unit or control unit is to obtain the latest IMU features. If the latest IMU features are not required, it is not mandatory to update the firmware of the Micrologic trip unit or control unit and the Enerlin'X devices of the IMU.

If you notice a bug on the Micrologic trip unit or control unit, or on one of the Enerlin'X devices of the IMU, refer to the release note corresponding to the device to check if the bug is corrected in a later version of the firmware. Update the firmware of the device to benefit from the correction. If there is no bug fix available, call the Customer Care Centre.

Use the latest version of EcoStruxure Power Commission software to update the firmware of a Micrologic trip unit or control unit, or an Enerlin'X device of the IMU.

After updating the firmware of one device, Schneider Electric recommends updating the firmware of the other devices in the IMU to maintain compatibility and avoid discrepancies between devices. Before proceeding, check the compatibility of the other devices with the new firmware.

The tables in this document provide information about the backward compatibility between Micrologic trip units or control units and Enerlin'X devices.

Firmware Update with EcoStruxure Power Commission Software

EcoStruxure™ Power Commission is the new name of Ecoeach software.

Use the latest version of EcoStruxure Power Commission software:

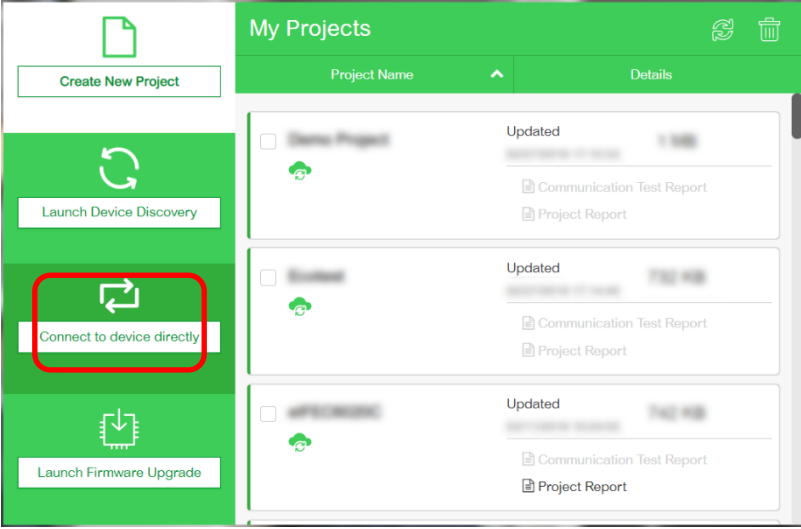
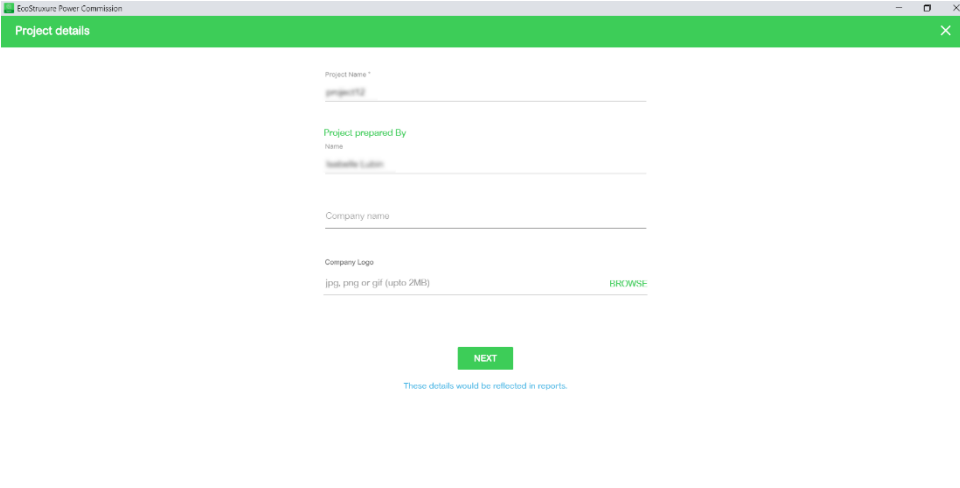
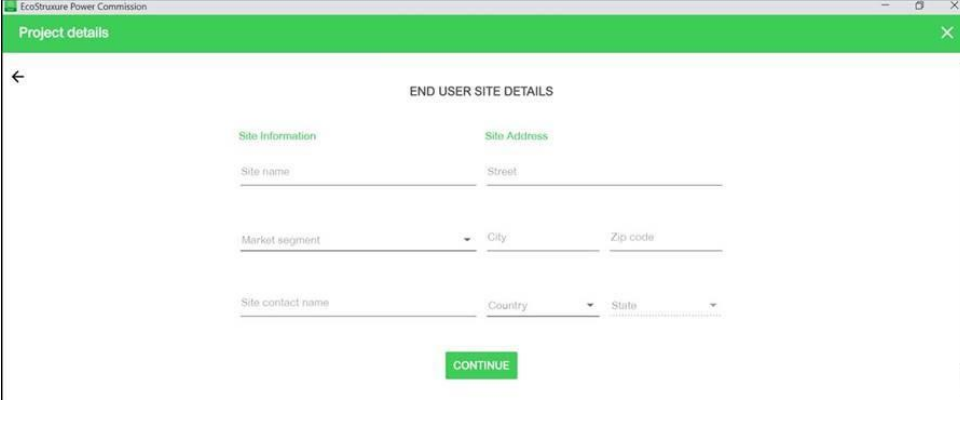
- To check the firmware compatibility of the devices in the IMU
- To find the firmware version of a Micrologic trip unit or control unit (refer to the following procedure)
- To update the devices with the latest firmware version available

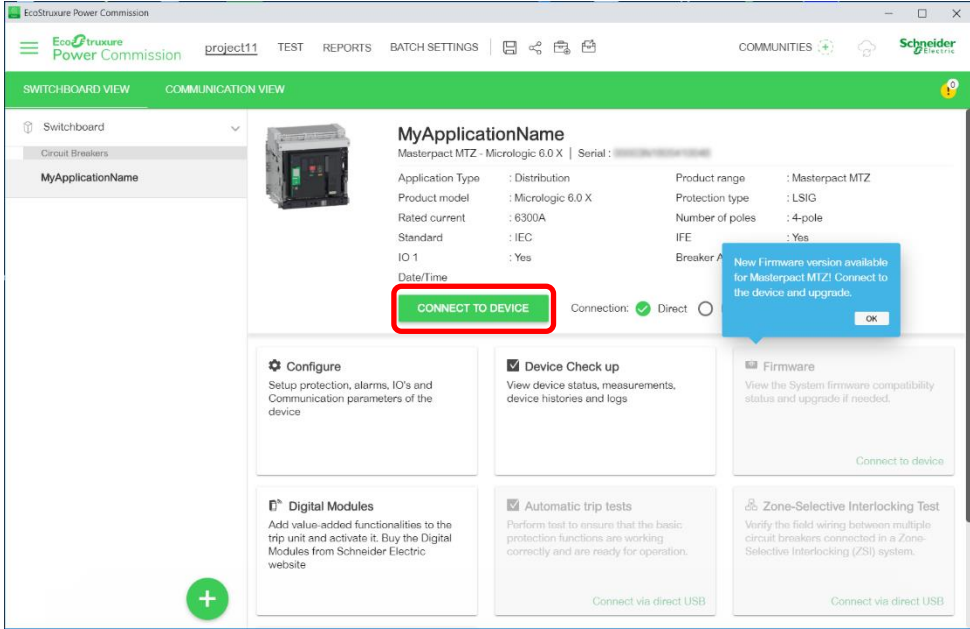
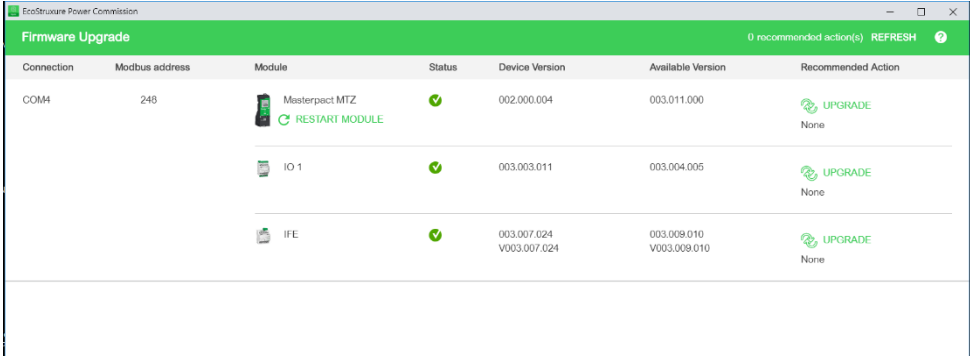
The latest version of EcoStruxure Power Commission software is available at www.schneider-electric.com.

For more information about the use of EcoStruxure Power Commission software, refer to *EcoStruxure Power Commission Online Help*.

Procedure for Finding the Firmware Version of a Micrologic Trip Unit or Control Unit

Follow this procedure to find the firmware version of a Micrologic trip unit or control unit:

Step	Action
1	Connect the PC running EcoStruxure Power Commission software to the Micrologic trip unit or control unit.
2	<p>Click Connect to device directly.</p>  <p>The screenshot shows the 'My Projects' dashboard. On the left sidebar, there are three main buttons: 'Launch Device Discovery', 'Connect to device directly' (highlighted with a red rectangle), and 'Launch Firmware Upgrade'. The main area displays a list of projects with columns for 'Project Name' and 'Details'. Each project entry includes a checkbox, a status icon, an 'Updated' timestamp, and links for 'Communication Test Report' and 'Project Report'.</p>
3	<p>Fill in the project details and click NEXT.</p>  <p>The screenshot shows the 'Project details' form. It includes the following fields: 'Project Name *' (with 'project123' entered), 'Project prepared By' (with 'Name' entered), 'Company name', and 'Company Logo' (with a 'BROWSE' button). A green 'NEXT' button is at the bottom, with a note below it: 'These details would be reflected in reports.'</p>
4	<p>Fill in the end user site details and click CONTINUE.</p>  <p>The screenshot shows the 'END USER SITE DETAILS' form. It is divided into two sections: 'Site Information' and 'Site Address'. The 'Site Information' section includes 'Site name', 'Market segment' (a dropdown menu), and 'Site contact name'. The 'Site Address' section includes 'Street', 'City', 'Zip code', 'Country' (a dropdown menu), and 'State' (a dropdown menu). A green 'CONTINUE' button is at the bottom.</p>

Step	Action																												
5	<p>The device is displayed.</p> <p>If a new Micrologic X firmware version is available, a blue pop-up message is displayed to invite the user to update the firmware.</p> <p>Click CONNECT TO DEVICE.</p> 																												
6	<p>Click Firmware.</p> <p>Result: The firmware versions of the devices in the IMU are displayed.</p>  <table border="1" data-bbox="451 1149 1425 1507"> <thead> <tr> <th>Connection</th> <th>Modbus address</th> <th>Module</th> <th>Status</th> <th>Device Version</th> <th>Available Version</th> <th>Recommended Action</th> </tr> </thead> <tbody> <tr> <td>COM4</td> <td>248</td> <td>Masterpact MTZ</td> <td>✔</td> <td>002.000.004</td> <td>003.011.000</td> <td>UPGRADE None</td> </tr> <tr> <td></td> <td></td> <td>IO 1</td> <td>✔</td> <td>003.003.011</td> <td>003.004.005</td> <td>UPGRADE None</td> </tr> <tr> <td></td> <td></td> <td>IFE</td> <td>✔</td> <td>003.007.024 V003.007.024</td> <td>003.009.010 V003.008.010</td> <td>UPGRADE None</td> </tr> </tbody> </table>	Connection	Modbus address	Module	Status	Device Version	Available Version	Recommended Action	COM4	248	Masterpact MTZ	✔	002.000.004	003.011.000	UPGRADE None			IO 1	✔	003.003.011	003.004.005	UPGRADE None			IFE	✔	003.007.024 V003.007.024	003.009.010 V003.008.010	UPGRADE None
Connection	Modbus address	Module	Status	Device Version	Available Version	Recommended Action																							
COM4	248	Masterpact MTZ	✔	002.000.004	003.011.000	UPGRADE None																							
		IO 1	✔	003.003.011	003.004.005	UPGRADE None																							
		IFE	✔	003.007.024 V003.007.024	003.009.010 V003.008.010	UPGRADE None																							

Firmware Release Notes

Release notes are documents that detail the history of the firmware versions of a device, indicating for each firmware version:

- Firmware version release date
- New features
- Bug fixes
- References of related documents

List of Firmware Release Notes

Title of Documentation	Reference number
Masterpact MTZ Micrologic X Firmware Release Note	<i>DOCA0144EN</i>
Enerlin'X IFM Firmware Release Note	<i>DOCA0146EN</i>
Enerlin'X IFE/EIFE Interface Firmware Release Note	<i>DOCA0147EN</i>
Enerlin'X IO Firmware Release Note	<i>DOCA0149EN</i>
Enerlin'X FDM121 Firmware Release Note	<i>DOCA0150EN</i>
Enerlin'X FDM128 Firmware Release Note	<i>DOCA0151EN</i>
BCM ULP Firmware Release Note	<i>DOCA0152EN</i>
Compact NSX / PowerPact H-, J-, and L-frame Micrologic 5/6 Firmware Release Note	<i>DOCA0153EN</i>

You can download these technical publications and other technical information from our website at <https://www.schneider-electric.com/en/download>.

NSX Micrologic Trip Units

NSX Micrologic 5/6 Firmware History

NSX Micrologic 5/6 trip units are designed for:

- Compact NSX circuit breakers
- PowerPact H-, J-, and L-frame circuit breakers

Each hardware version of an NSX Micrologic 5/6 trip unit is available with one or more firmware versions (see table below). You can update an NSX Micrologic 5/6 trip unit to the latest firmware version compatible with its hardware. For more information, refer to [DOCA0153EN Compact NSX Micrologic 5/6 Trip Unit Firmware Release Note](#).

Date	Micrologic 5/6 hardware version	Micrologic 5/6 firmware version	Availability
June 2018	HW 001.000.000	FW 001.003.000	Release for manufacturing
December 2016	HW 001.000.000	FW 001.002.002	Obsolete
December 2015	HW 15*	FW 1.1.0	Obsolete
December 2014	HW 15	FW 1.0.3	Obsolete
July 2008	HW 15	FW 1.0.2	Obsolete

Example: An NSX Micrologic 5 trip unit with firmware version 001.002.002 can be updated to firmware version 001.003.000, which is compatible with hardware version 001.000.000. The firmware of NSX Micrologic 5/6 trip units with hardware version 15 or 15* cannot be updated.

NSX Micrologic 7 Firmware History

NSX Micrologic 7 trip units are designed for Compact NSX circuit breakers only.

The hardware and firmware versions of NSX Micrologic 7 trip units are different from the hardware and firmware versions of NSX Micrologic 5/6 trip units.

Date	Micrologic 7 firmware version	Availability
July 2018	002.001.001	Release for manufacturing

Enerlin'X Devices Compatible with NSX Micrologic 5/6 Trip Units

Use EcoStruxure Power Commission software to find the firmware version of an NSX Micrologic 5/6 trip unit:

- For NSX Micrologic 5/6 trip units with firmware version 1.0.2, use EcoStruxure Power Commission software to update to firmware version 1.0.3 to maintain compatibility with all Enerlin'X devices.
- For NSX Micrologic 5/6 trip units with firmware version greater than or equal to 1.0.3, NSX Micrologic 5/6 trip unit is compatible with all Enerlin'X devices.

<i>NOTICE</i>
<p>HAZARD OF NON-COMMUNICATION BETWEEN THE IMU DEVICES</p> <p>Check the firmware compatibility of the devices in the IMU by using the latest version of EcoStruxure Power Commission software, and follow the recommended actions.</p> <p>Failure to follow these instructions can result in critical firmware discrepancy.</p>

The following table shows the minimum firmware version of Enerlin'X devices that is required to enable communication with an NSX Micrologic 5/6 trip unit.

Device	Part number	Firmware version of NSX Micrologic 5/6 trip unit	
		1.0.2	≥ 1.0.3
IFM Modbus-SL interface for one circuit breaker with RJ45	LV434000	≥ 003.000.012	≥ 003.000.012
IFM Modbus-SL interface for one circuit breaker	TRV00210 STRV00210	≥ 001.001.001	≥ 002.002.007
IFE Ethernet interface for one circuit breaker with RTC	LV434001	–	≥ 003.006.011
IFE Ethernet interface for one circuit breaker	LV434010	–	<ul style="list-style-type: none"> • program file: ≥ 001.008.004 • webpage: ≥ 001.008.009
IFE Ethernet switchboard server with RTC	LV434002	–	≥ 003.006.011
IFE Ethernet switchboard server	LV434011	–	<ul style="list-style-type: none"> • program file: ≥ 001.008.004 • webpage: ≥ 001.008.009
IO input/output application module for one circuit breaker	LV434063	–	≥ 002.001.004
FDM121 front display module for one circuit breaker	TRV00121 STRV00121	≥ 002.003.004	≥ 002.003.005
FDM128 Ethernet display for eight devices	LV434128	–	≥ 5.5.6
USB maintenance module	TRV00911	≥ 001.000.009	≥ 001.000.009
BSCM circuit breaker status control module	LV434205	≥ 002.001.008	≥ 002.002.007

Example: An NSX Micrologic 5 trip unit with firmware version 1.0.2 is compatible with:

- IFM interface TRV00210 with firmware version greater than or equal to 001.001.001 or IFM interface LV434000 with firmware version greater than or equal to 003.000.0012
- FDM121 display with firmware version greater than or equal to 002.003.004
- USB maintenance module with firmware version greater than or equal to 001.000.009
- BSCM module with firmware version greater than or equal to 002.001.008

The NSX Micrologic 5 trip unit must be updated to firmware version 1.0.3 to be compatible with IO module or IFE interfaces. For more information, refer to *EcoStruxure Power Commission Online Help*.

Enerlin'X Devices Compatible with NSX Micrologic 7 Trip Units

NOTICE**HAZARD OF NON-COMMUNICATION BETWEEN THE IMU DEVICES**

Check the firmware compatibility of the devices in the IMU by using the latest version of EcoStruxure Power Commission software, and follow the recommended actions.

Failure to follow these instructions can result in critical firmware discrepancy.

The following table shows the minimum firmware version of Enerlin'X devices that is required to enable communication with an NSX Micrologic 7 trip unit.

Device	Part number	Firmware version of NSX Micrologic 7 trip unit
		≥ 002.001.001
IFM Modbus-SL interface for one circuit breaker with RJ45	LV434000	≥ 003.000.012
IFM Modbus-SL interface for one circuit breaker	TRV00210 STRV00210	≥ 002.002.07
IFE Ethernet interface for one circuit breaker with RTC	LV434001	≥ 003.006.011
IFE Ethernet interface for one circuit breaker	LV434010	<ul style="list-style-type: none"> • program file: ≥ 001.008.004 • webpage: ≥ 001.008.009
IFE Ethernet switchboard server with RTC	LV434002	≥ 003.006.011
IFE Ethernet switchboard server	LV434011	<ul style="list-style-type: none"> • program file: ≥ 001.008.004 • webpage: ≥ 001.008.009
IO input/output application module for one circuit breaker	LV434063	≥ 002.001.004
FDM121 front display module for one circuit breaker	TRV00121 STRV00121	≥ 002.003.005
FDM128 Ethernet display for eight devices	LV434128	≥ 5.5.6
USB maintenance module	TRV00911	≥ 001.00.009
BSCM circuit breaker status control module	LV434205	≥ 002.002.007

NT/NW Micrologic Trip Units

NT/NW Micrologic Trip Units

NT/NW Micrologic trip units communicate with Enerlin'X devices of the IMU through a BCM ULP circuit breaker communication module.

Use EcoStruxure Power Commission software to update the firmware version of the BCM ULP circuit breaker communication module to benefit from new features and maintain compatibility between Enerlin'X devices.

NT/NW Micrologic A Firmware History

NT/NW Micrologic A trip units are designed for:

- Masterpact NT/NW circuit breakers
- Compact NS630b-3200 circuit breakers
- PowerPact P- and R-frame circuit breakers

Date	NT/NW Micrologic A firmware version	Availability
October 2009	01.029	Release for manufacturing
August 2009	01.028	Obsolete
September 2007	01.027	Obsolete

NT/NW Micrologic E Firmware History

NT/NW Micrologic E trip units are designed for:

- Masterpact NT/NW circuit breakers
- Compact NS630b-3200 circuit breakers

Date	NT/NW Micrologic E firmware version	Availability
June 2013	1.016	Release for manufacturing
June 2012	1.013	Obsolete
October 2011	1.012	Obsolete

NT/NW Micrologic P/H Firmware History

NT/NW Micrologic P/H trip units are designed for:

- Masterpact NT/NW circuit breakers
- Compact NS630b-3200 circuit breakers
- PowerPact P- and R-frame circuit breakers

Date	NT/NW Micrologic P/H firmware version	Availability
October 2014	2014AQ ⁽¹⁾ or 8.284 ⁽²⁾	Release for manufacturing
March 2014	2014AN ⁽¹⁾ or 8.282 ⁽²⁾	Obsolete
December 2010	2010AK ⁽¹⁾ or 8.273 ⁽²⁾	Obsolete
March 2009	2009AJ ⁽¹⁾ or 8.268 ⁽²⁾	Obsolete

(1) Firmware version displayed on Micrologic HMI.

(2) Firmware version readable in Micrologic register 8710 through communication.

Enerlin'X Devices Compatible with NT/NW Micrologic A/E

Compatibility with Enerlin'X devices of the IMU depends on the firmware version of the BCM ULP module only. It does not depend on the firmware version of the Micrologic trip unit. For more information, refer to [DOCA0152EN BCM ULP Firmware Release Note](#).

NOTICE

HAZARD OF NON-COMMUNICATION BETWEEN THE IMU DEVICES

Check the firmware compatibility of the devices in the IMU by using the latest version of EcoStruxure Power Commission software, and follow the recommended actions.

Failure to follow these instructions can result in critical firmware discrepancy.

The following table shows the minimum firmware version of Enerlin'X devices that is required to enable communication with a BCM ULP module.

Device	Part number	Firmware version of BCM ULP module	
		3.3.4 – 4.0.6	≥ 4.0.7
IFM Modbus-SL interface for one circuit breaker with RJ45	LV434000	–	≥ 003.000.012
IFM Modbus-SL interface for one circuit breaker	TRV00210 STRV00210	–	≥ 002.002.007
IFE Ethernet interface for one circuit breaker with RTC	LV434001	–	≥ 003.006.011
IFE Ethernet interface for one circuit breaker	LV434010	–	<ul style="list-style-type: none"> • program file: ≥ 001.008.004 • webpage: ≥ 001.008.009
IFE Ethernet switchboard server with RTC	LV434002	–	≥ 003.006.011
IFE Ethernet switchboard server	LV434011	–	<ul style="list-style-type: none"> • program file: ≥ 001.008.004 • webpage: ≥ 001.008.009
IO input/output application module for one circuit breaker	LV434063	–	≥ 002.001.004
FDM121 front display module for one circuit breaker	TRV00121 STRV00121	≥ 002.003.004	≥ 002.003.005
FDM128 Ethernet display for eight devices	LV434128	–	≥ 5.5.8
USB maintenance module	TRV00911	≥ 001.000.009	≥ 001.000.009

Example: An NT/NW Micrologic A trip unit equipped with a BCM ULP circuit breaker communication module with firmware version 3.3.4 is compatible with:

- FDM121 display with firmware version greater than or equal to 002.003.004
- USB maintenance module with firmware version greater than or equal to 001.000.009

The firmware version of the BCM ULP module must be updated to a version greater than 4.0.7 to be compatible with IO module or IFE interfaces. Use EcoStruxure Power Commission software to update the firmware of the BCM ULP module. For more information, refer to *EcoStruxure Power Commission Online Help*.

Enerlin'X Devices Compatible with NT/NW Micrologic P/H

Compatibility with Enerlin'X devices of the IMU depends on the firmware version of the Micrologic P/H trip unit and on the firmware version of the BCM ULP module. For more information, refer to [DOCA0152EN BCM ULP Firmware Release Note](#).

NOTICE

HAZARD OF NON-COMMUNICATION BETWEEN THE IMU DEVICES

Check the firmware compatibility of the devices in the IMU by using the latest version of EcoStruxure Power Commission software, and follow the recommended actions.

Failure to follow these instructions can result in critical firmware discrepancy.

The following table shows the minimum firmware version of the Enerlin'X devices that is required to enable communication with a Micrologic P/H trip unit, depending on the firmware version of the BCM ULP module.

Device	Part number	Firmware version of NT/NW Micrologic P/H trip unit and BCM ULP module		
		Micrologic 2010AK ⁽¹⁾ or 8.273 ⁽²⁾ and BCM ULP ≥ 3.3.4	Micrologic ≥ 2014AN ⁽¹⁾ or 8.282 ⁽²⁾ and BCM ULP 3.3.4 – 4.0.6	Micrologic ≥ 2014AN ⁽¹⁾ or 8.282 ⁽²⁾ and BCM ULP ≥ 4.0.7
IFM Modbus-SL interface for one circuit breaker with RJ45	LV434000	–	–	≥ 003.000.012
IFM Modbus-SL interface for one circuit breaker	TRV00210 STRV00210	–	–	≥ 002.002.007
IFE Ethernet interface for one circuit breaker with RTC	LV434001	–	–	≥ 003.006.011
IFE Ethernet interface for one circuit breaker	LV434010	–	–	<ul style="list-style-type: none"> • program file: ≥ 001.008.004 • webpage: ≥ 001.008.009
IFE Ethernet switchboard server with RTC	LV434002	–	–	≥ 003.006.011
IFE Ethernet switchboard server	LV434011	–	–	<ul style="list-style-type: none"> • program file: ≥ 001.008.004 • webpage: ≥ 001.008.009
IO input/output application module for one circuit breaker	LV434063	–	–	≥ 002.001.004
FDM121 front display module for one circuit breaker	TRV00121 STRV00121	≥ 002.003.004	≥ 002.003.004	≥ 002.003.005
FDM128 Ethernet display for eight devices	LV434128	–	–	≥ 5.5.8
USB maintenance module	TRV00911	≥ 001.000.009	≥ 001.000.009	≥ 001.000.009
(1) NT/NW Micrologic P/H trip unit firmware version displayed on Micrologic HMI.				
(2) NT/NW Micrologic P/H trip unit firmware version readable in Micrologic register 8710 through communication.				

Example: An NT/NW Micrologic P trip unit with firmware version 2014AN or 8.282 and equipped with a BCM ULP circuit breaker communication module with firmware version 3.3.4 is compatible with:

- FDM121 display with firmware version greater than or equal to 002.003.004
- USB maintenance module with firmware version greater than or equal to 001.000.009

The firmware version of the BCM ULP module must be updated to a version greater than 4.0.7 to be compatible with IO module or IFE interfaces. Use EcoStruxure Power Commission software to update the firmware of the BCM ULP module. For more information, refer to *EcoStruxure Power Commission Online Help*.

MTZ Micrologic X Control Units

MTZ Micrologic X Firmware History

MTZ Micrologic X control units are designed for:

- Masterpact MTZ1 circuit breakers
- Masterpact MTZ2/MTZ3 circuit breakers

Date	Micrologic X firmware version	Availability
March 2019	003.011.000	Release for manufacturing
November 2018	002.000.004	Obsolete
June 2018	002.000.003	Obsolete
April 2018	002.000.002	Obsolete
December 2017	001.000.206	Obsolete
July 2017	001.000.202	Obsolete
December 2016	001.000.200	Obsolete

For more information, refer to [DOCA0144EN](#) *Masterpact MTZ Micrologic X Control Unit Firmware Release Note*.

Enerlin'X Devices Compatible with MTZ Micrologic X Control Unit

<i>NOTICE</i>
<p>HAZARD OF NON-COMMUNICATION BETWEEN THE IMU DEVICES</p> <p>Check the firmware compatibility of the devices in the IMU by using the latest version of EcoStruxure Power Commission software, and follow the recommended actions.</p> <p>Failure to follow these instructions can result in critical firmware discrepancy.</p>

The following table shows the minimum firmware version of the Enerlin'X devices that is required to enable communication with an MTZ Micrologic X control unit.

Device	Part number	Firmware version of MTZ Micrologic X control unit	
		001.000.200 to 001.000.206	≥ 002.000.002
IFM Modbus-SL interface for one circuit breaker with RJ45	LV434000	≥ 003.000.012	released version > 003.001.000
IFM Modbus-SL interface for one circuit breaker	TRV00210 STRV00210	–	–
IFE Ethernet interface for one circuit breaker with RTC	LV434001	–	≥ 003.007.024
IFE Ethernet interface for one circuit breaker	LV434010	≥ 003.005.003 and date code ≥ HL16485 ⁽¹⁾	≥ 003.007.024
IFE Ethernet switchboard server with RTC	LV434002	–	≥ 003.007.024
IFE Ethernet switchboard server	LV434011	≥ 003.005.003 and date code ≥ HL16485 ⁽¹⁾	≥ 003.007.024
EIFE Embedded Ethernet interface for one Masterpact MTZ drawout circuit breaker	LV851001	≥ 003.005.003	≥ 003.007.024
IO input/output application module for one circuit breaker	LV434063	≥ 003.002.002 and date code ≥ HL16486 ⁽²⁾	≥ 003.003.011
FDM128 Ethernet display for eight devices	LV434128	≥ 6.3.4	≥ 6.5.3
<p>⁽¹⁾ IFE hardware is compatible if manufacturing date code on the IFE label is greater than HL16485. IFE hardware with manufacturing date code lower than HL16485 operates correctly but generates a non-critical hardware discrepancy.</p> <p>⁽²⁾ IO module hardware is compatible if manufacturing date code on the IO module label is greater than HL16486. IO module hardware with manufacturing date code lower than HL16486 operates correctly but generates a non-critical hardware discrepancy.</p>			

Example: An MTZ Micrologic X control unit with firmware version 001.000.200 is compatible with:

- IFM interface LV434000 with firmware version greater than or equal to 003.000.012
- IFE interface with firmware version greater than or equal to 003.005.003 and date code greater than or equal to HL16485
- EIFE interface with firmware version greater than or equal to 003.005.003
- IO module for one circuit breaker with firmware version 003.002.002 and date code greater than or equal to HL16486
- FDM128 display with firmware version greater than or equal to 6.3.4

The MTZ Micrologic X control unit must be updated to firmware version greater than or equal to 002.000.002 to be compatible with an IFE interface with RTC. For more information, refer to *EcoStruxure Power Commission Online Help*.

NOTE: To benefit from the latest IMU features, it is recommended to update the firmware of the MTZ Micrologic X control unit and the Enerlin'X devices of the IMU.

Digital Modules Compatible with MTZ Micrologic X Control Unit

The following table shows compatibility of Micrologic X control unit firmware versions with Digital Modules:

Digital Module	Part number	Firmware version of MTZ Micrologic X control unit
Under/over frequency	LV850013	003.011.000
Individual harmonics analysis	LV850006	002.000.002
Undervoltage/overvoltage	LV850012	002.000.002
Reverse active power	LV850011	002.000.002
Ground-fault alarm	LV850007	002.000.002
Energy Reduction Maintenance Settings (ERMS)	LV850009	002.000.002
Modbus legacy dataset	LV850045	002.000.002
Energy per phase	LV850002	001.000.002
Power restoration assistant	LV850004	001.000.002
Masterpact operation assistant	LV850005	001.000.002
Waveform capture on trip event	LV850003	001.000.002
(1) Refer to Micrologic X control unit user guide for compatibility of the Digital Module with Enerlin'X devices.		