

QUICK STARTER Guide

Commissioning Sensors with PrismaSeT Active

Install the devices and simply use EcoStruxure™ Power Commission App:

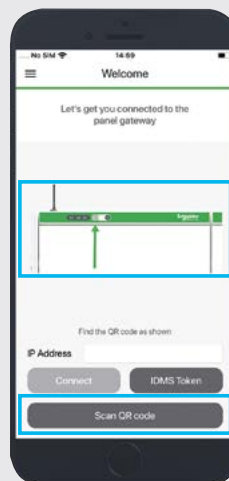


 **< 30 mn**
in the panel workshop or on site

For gateway configuration and sensors installation and pairing

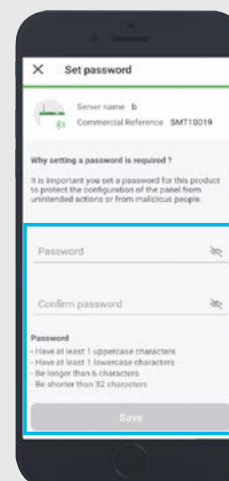
1

Scan the QR code



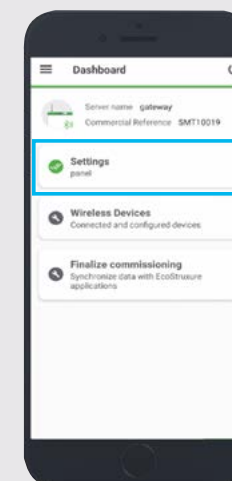
2

Set the wireless panel server Password



3

Follow the 3 commissioning steps




4

Edit the report for your customer



Communication status indicator on your panel (LED)

 **Blinking:** Wireless Panel Server is activating Bluetooth technology to connect to EcoStructure Commission App
Solid: Connection established

 **Blinking:** not connected to the cloud.
NORMAL STATUS IN A WORKSHOP



HELPFUL MEMO to switch to built-in connectivity



Check LoRaWAN public network availability before the installation

From the office

Contact your local Customer Center Care to get a diagnostic of the LoRa signal quality in your installation




Depending on diagnostic result appropriate accessories can be necessary



Antenna cable extender SMT10011



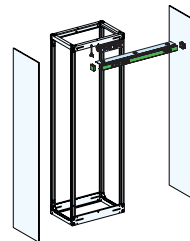
LoRa/4G gateway SMT10014



PrismaSeT P Active

Communicating Voltage Presence indicator

(for main incomer, delivered with side panels)



New commercial references:

	IP30	IP55
W400 D400	LVS08750D	LVS08755D
W650 D400	LVS08751D	LVS08756D
W800 D400	LVS08752D	LVS08757D
W400 D600	LVS08760D	LVS08765D
W650 D600	LVS08761D	LVS08766D
W800 D600	LVS08762D	LVS08767D

Schneider Electric Green Signature (for additional sections)



New commercial references:

Width	Reference
W300	LVS08640
W400	LVS08641
W650	LVS08642
W800	LVS08643

PrismaSeT G Active

Floor Standing



Delivered with Built-in Connectivity
No new references

Wall-Mounted



Standard PrismaSeT G Wall-mounted
No new references

Optional green bar for improved design

New commercial references:

Width	Reference
W300	LVS08886
W600	LVS08893



Optional Built-in connectivity for integrated Voltage Loss

New commercial references:

Width	Reference
W300	LVS08884D
W600	LVS08880D

Detailed Commissioning guide



Full information and support



PrismaSeT Active Installation guide

