



# Product Environmental Profile

**Rack Enclosures and Accessories**



# Product Environmental Profile – PEP

## Product overview

The main purpose of the Rack Enclosures and Accessories product range is to provide the support structure to house servers, voice, data, networking, security, audio-visual, and power protection equipment in data center applications.

The functional unit is a multi-functional rack enclosure system designed to conform to current electronic equipment size specification of 42U of 'server-type' enclosure space (42 standard server rack units) for 20 years. Where the EIA (Electronic Industries Alliance) standard server rack unit (U) is a 19" (482.6mm) wide rack enclosure, with rack mount rails which are 17.75" (450.85 mm) apart and whose height is measured in 1.75" (44.45 mm).

This range consists of metal rack enclosures and accessories products that provide the support structure to accommodate servers, voice, data, networking, security, audio-visual, and power protection equipment in data center, communications, industrial and other specialty applications, according to the specifications of the standard: IEC 60297: "Mechanical structures for electronic equipment". These structures vary in configuration, size and special features to allow the easy mounting of equipment. The product range includes the enclosures as complete units and the individual parts sold separately. The product range includes models AR1XX, AR2XXX, AR3XXX, AR7XXX and AR8XXX where XXX is any number.

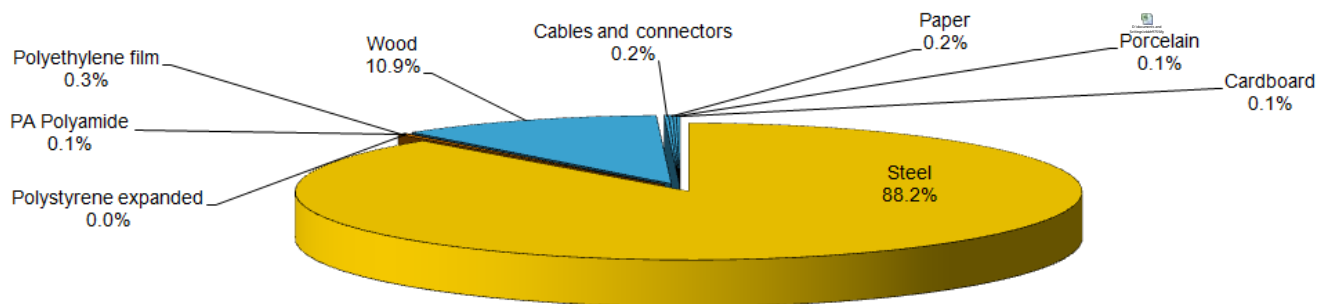
The representative product used for the analysis is AR3100 NetShelter SX 42U 600mm Wide x 1070mm Deep Enclosure with black sides.

The environmental impacts of this referenced product are representative of the impacts of the other products of the range which are developed with a similar technology.

The environmental analysis was performed in conformity with ISO 14040.

## Constituent materials

The mass of the product range as complete units is from 91,001 g and 500,321 g including packaging. Individual rack parts sold separately range from 14 g and 25,885 g including packaging. The product mass is 144,550 g for the AR3100 NetShelter SX 42U 600mm Wide x 1070mm Deep Enclosure. The constituent materials are distributed as follows:



## Substance assessment

Products of this range are designed in conformity with the requirements of the European RoHS Directive 2011/65/EU and do not contain, or only contain in the authorised proportions, lead, mercury, cadmium, hexavalent chromium or flame retardants (polybrominated biphenyls - PBB, polybrominated diphenyl ethers - PBDE) as mentioned in the Directive

Details of ROHS and REACH substances information are available on the Schneider-Electric [Green Premium website](http://www2.schneider-electric.com/sites/corporate/en/products-services/green-premium/green-premium.page) . (<http://www2.schneider-electric.com/sites/corporate/en/products-services/green-premium/green-premium.page> )

# Product Environmental Profile – PEP

## Manufacturing

The Rack Enclosures and Accessories product range is manufactured at a Schneider Electric production site on which an ISO14001 certified environmental management system has been established.

## Distribution

The weight and volume of the packaging have been optimized, based on the European Union's packaging directive.

The AR3100 NetShelter SX 42U 600mm Wide x 1070mm Deep Enclosure packaging weight is 16,190 g. It consists of 15,340 g of Wood, 424 g of Polyethylene film, 232 g of paper and 194 g of cardboard.

The product distribution flows have been optimised by setting up local distribution centres close to the market areas.

## Use

The products of the Rack Enclosures and Accessories range do not generate environmental pollution (noise, emissions) requiring special precautionary measures in standard use.

The product range does not use electricity or require special maintenance operations.

## End of life

At end of life, the products in the Rack Enclosures and Accessories range have been optimized to decrease the amount of waste and allow recovery of the product components and materials.

This product range doesn't need any special end-of-life treatment. According to countries' practices this product can enter the usual end-of-life treatment process.

The recyclability potential of the products has been evaluated using the "ECO DEEE recyclability and recoverability calculation method" (version V1, 20 Sep. 2008 presented to the French Agency for Environment and Energy Management: ADEME).

According to this method, the potential recyclability ratio without packaging is: 95%.

As described in the recyclability calculation method this ratio includes only metals and plastics which have proven industrial recycling processes.

## Environmental impacts

Life cycle assessment has been performed on the following life cycle phases: Materials and Manufacturing (M), Distribution (D), Installation (I) Use (U), and End of life (E).

Modeling hypothesis and method:

- The calculation was performed on the AR3100 NetShelter SX 42U 600mm Wide x 1070mm Deep Enclosure product.
- Product packaging is included.
- Installation components: no special components included.
- Scenario for the Use phase: this product range is included in the category 3, enclosures category according to PSR0005 -ed1-EN-2012 12 11 for switchgear and controlgear. Assumed service lifetime is 20 years.
- The geographical representative area for the assessment is European. The product range does not use or pass electricity. An electrical power model has not been utilized for impact modelling.
- End of life impacts are based on a worst case transport distance to the recycling plant (1000km)

# Product Environmental Profile – PEP

## Presentation of the product environmental impacts

Environmental indicators	Unit	For NetShelter SX 42U 600mm Wide x 1070mm Deep Enclosure with Sides Black, commercial reference AR3100					
		S = M + D + I + U + E	M	D	I	U	E
Air Acidification (AA)	g H+ eq	8.93E+01	8.55E+01	1.97E+00	0.00E+00	0.00E+00	1.83E+00
Air toxicity (AT)	m <sup>3</sup>	1.21E+08	1.16E+08	2.92E+06	0.00E+00	0.00E+00	2.72E+06
Energy Depletion (ED)	MJ	2.75E+04	2.73E+04	1.49E+02	0.00E+00	0.00E+00	1.31E+02
Global Warming Potential (GWP)	g CO <sub>2</sub> eq.	4.39E+05	4.19E+05	1.06E+04	0.00E+00	0.00E+00	9.32E+03
Hazardous Waste Production (HWP)	kg	7.78E-02	7.77E-02	1.31E-05	0.00E+00	0.00E+00	1.15E-05
Ozone Depletion Potential (ODP)	g CFC-11 eq.	1.53E-03	1.49E-03	2.01E-05	0.00E+00	0.00E+00	1.77E-05
Photochemical Ozone Creation Potential (POCP)	g C <sub>2</sub> H <sub>4</sub> eq.	5.59E+01	5.12E+01	2.36E+00	0.00E+00	0.00E+00	2.32E+00
Raw Material Depletion (RMD)	Y-1	2.70E-14	2.66E-14	2.16E-16	0.00E+00	0.00E+00	1.90E-16
Water Depletion (WD)	dm <sup>3</sup>	3.25E+03	3.25E+03	1.10E+00	0.00E+00	0.00E+00	9.67E-01
Water Eutrophication (WE)	g PO <sub>4</sub> <sup>3-</sup> eq.	9.72E+00	9.68E+00	1.97E-02	0.00E+00	0.00E+00	1.73E-02
Water Toxicity (WT)	m <sup>3</sup>	5.59E+01	4.73E+01	4.53E+00	0.00E+00	0.00E+00	3.98E+00

Life cycle assessment has been performed with the EIME software (Environmental Impact and Management Explorer), version 5 and with its database version CODDE-2015-04.

The manufacturing phase is the life cycle phase which has the greatest impact on the majority of environmental indicators.

This product range benefits from an eco-design process which is utilized in the design of all products. A design scorecard is generated for all new products to assist engineers in deploying eco-design and then comparing the design features of the new product against the previous version of the product which helps reduce its impacts on the environment.

According to this environmental analysis, proportionality rules may be used to evaluate the impacts of other products of this range: Across all impact categories, impacts of other products in this family may be proportional extrapolated based on the ratio of the product mass to that of the reference product mass. The impacts for installation and use are zero across all products in the family.

## System approach

As the products of the range are designed in accordance with the European RoHS Directive 2011/65/EU, they can be incorporated without any restriction in an assembly or an installation subject to this Directive.

Please note that the values given above are only valid within the context specified and cannot be used directly to draw up the environmental assessment of an installation.

## Glossary

<b>Air Acidification (AA)</b>	The acid substances present in the atmosphere are carried by rain. A high level of acidity in the rain can cause damage to forests. The contribution of acidification is calculated using the acidification potentials of the substances concerned and is expressed in mode equivalent of H <sup>+</sup> .
<b>Air Toxicity (AT)</b>	This indicator represents the air toxicity in a human environment. It takes into account the usually accepted concentrations for several gases in the air and the quantity of gas released over the life cycle. The indication given corresponds to the air volume needed to dilute these gases down to acceptable concentrations.
<b>Energy Depletion (ED)</b>	This indicator gives the quantity of energy consumed, whether it is from fossil, hydroelectric, nuclear or other sources. It takes into account the energy from the material produced during combustion. It is expressed in MJ.
<b>Global Warming (GW)</b>	The global warming of the planet is the result of the increase in the greenhouse effect due to the sunlight reflected by the earth's surface being absorbed by certain gases known as "greenhouse-effect" gases. The effect is quantified in gram equivalent of CO <sub>2</sub> .
<b>Hazardous Waste Production (HWP)</b>	This indicator quantifies the quantity of specially treated waste created during all the life cycle phases (manufacturing, distribution and utilization). For example, special industrial waste in the manufacturing phase, waste associated with the production of electrical power, etc. It is expressed in kg.
<b>Ozone Depletion (OD)</b>	This indicator defines the contribution to the phenomenon of the disappearance of the stratospheric ozone layer due to the emission of certain specific gases. The effect is expressed in gram equivalent of CFC-11.
<b>Photochemical Ozone Creation (POC)</b>	This indicator quantifies the contribution to the "smog" phenomenon (the photochemical oxidation of certain gases which generates ozone) and is expressed in gram equivalent of ethylene (C <sub>2</sub> H <sub>4</sub> ).
<b>Raw Material Depletion (RMD)</b>	This indicator quantifies the consumption of raw materials during the life cycle of the product. It is expressed as the fraction of natural resources that disappear each year, with respect to all the annual reserves of the material.
<b>Water Depletion (WD)</b>	This indicator calculates the volume of water consumed, including drinking water and water from industrial sources. It is expressed in dm <sup>3</sup> .
<b>Water Eutrophication (WE)</b>	Eutrophication is a natural process defined as the enrichment in mineral salts of marine or lake waters or a process accelerated by human intervention, defined as the enrichment in nutritive elements (phosphorous compounds, nitrogen compounds and organic matter). This indicator represents the water eutrophication of lakes and marine waters by the release of specific substances in the effluents. It is expressed in grams equivalency of PO <sub>4</sub> <sup>3-</sup> (phosphate).
<b>Water Toxicity (WT)</b>	This indicator represents the water toxicity. It takes into account the usually accepted concentrations for several substances in water and the quantity of substances released over the life cycle. The indication given corresponds to the water volume needed to dilute these substances down to acceptable concentrations.

PEP achieved with Schneider-Electric TT01 V10 and TT02 V22 procedures in compliance with ISO14040 series standards

Registration N° : <b>SCHN-2015-201</b>	Applicable PCR : PEP-PCR-ed 2.1-EN-2012 12 11 completed by PSR-0005-ed1-EN-2012 12 11
Verifier accreditation N° : VH08	Program information: <a href="http://www.pep-ecopassport.org">www.pep-ecopassport.org</a>
Date of issue: 12-2015	Period of validity: 4 years
Independent verification of the declaration and data, according to ISO 14025:2006	
Internal	X
External	
In compliance with ISO 14025:2006 type III environmental declarations	
PCR review was conducted by an expert panel chaired by J. Chevalier (CSTB).	
The elements of the actual PEP cannot be compared with elements from another program.	



### Schneider Electric Industries SAS

35, rue Joseph Monier  
CS 30323  
F- 92506 Rueil Malmaison Cedex  
RCS Nanterre 954 503 439  
Capital social 896 313 776 €

[www.schneider-electric.com](http://www.schneider-electric.com)