



# Product Environmental Profile

## Canalis KTC 1000 to 6300A



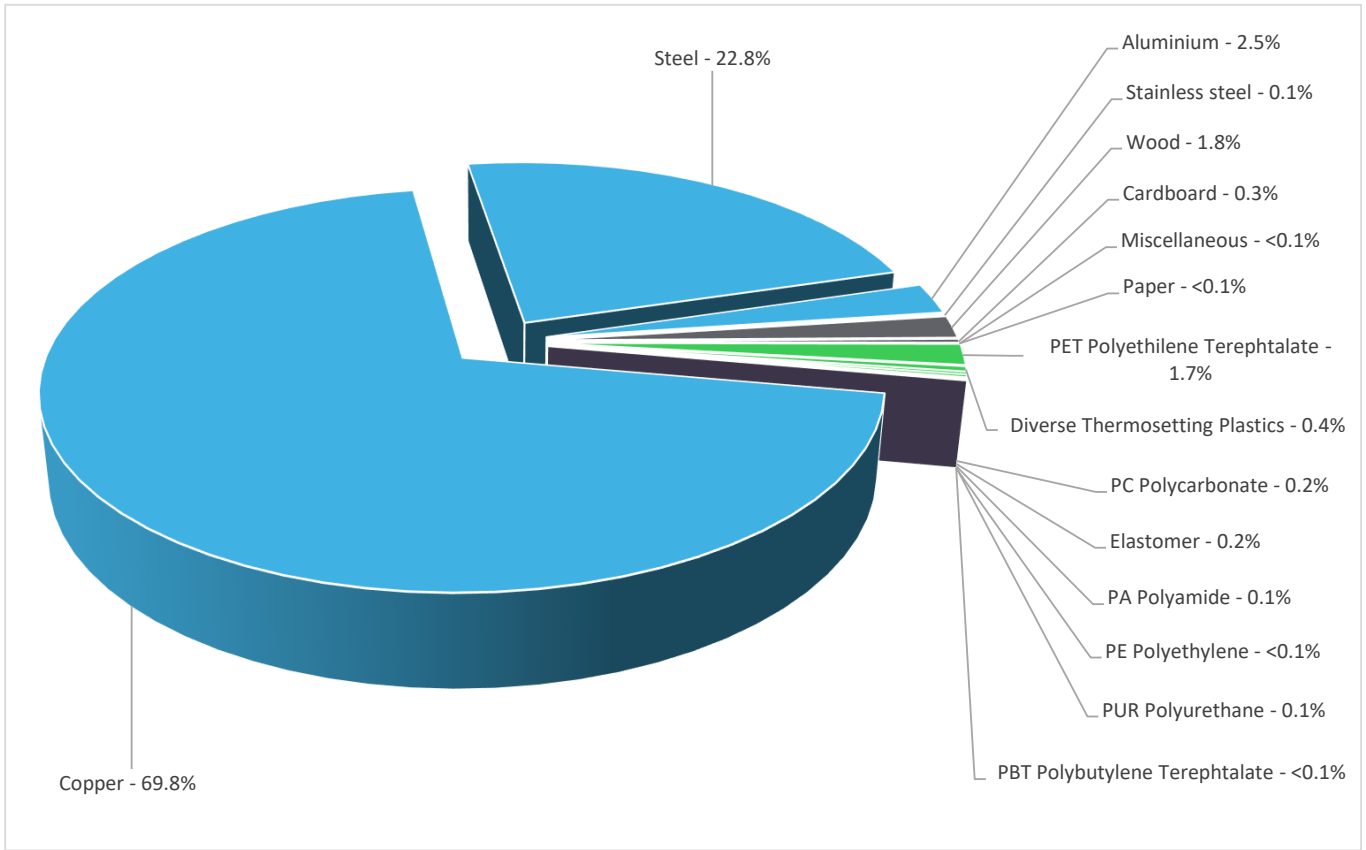


## General information

<p><b>Representative product</b></p>	<p>Canalis KTC 3200 A, which consists of the following Configuration:</p> <ul style="list-style-type: none"> <li>• 2 x 3200 A Power Feed Boxes (cat. no. KTC3200ER41)</li> <li>• 8 x 4 m Transport Components (cat. no. KTC3200ET440)</li> <li>• 8 x 4 m Distribution Components (cat. no. KTC3200ED4403)</li> <li>• 2 Components in each for changing Direction (cat. no. KTC3200LP4A1 - KTC3200LP4B2 - KTC3200LC4A - KTC3200LC4B)</li> <li>• 1 Component in each for changing Direction (cat. no. KTC3200TC4 - KTC3200ZP4 - KTC3200ZC41)</li> <li>• 5 Tap OFF Units in each (cat. no. KSB400DC4 - KSB160DC4 - KSB160SF4 - KSB400SE4)</li> </ul>
<p><b>Description of the product</b></p>	<ul style="list-style-type: none"> <li>• Canalis is part of a comprehensive offering of Schneider Electric products designed to operate together. This concept covers all low and medium voltage electrical distribution components.</li> <li>• The result is an optimised electrical installation with even higher performance through full electrical, mechanical and communication compatibility.</li> <li>• With the Canalis, we get complete type tested distribution solution that complies with IEC61439-6.</li> <li>• It is perfectly suited to traditional applications (factories, warehouses, etc.) and to the distribution of electrical power from transformer to all types of loads in offices, commercial premises, laboratories, etc.</li> </ul>
<p><b>Functional unit</b></p>	<p>The main purpose of the Canalis KTC 3200A configuration is designed to transport and distribute electrical energy for high power applications for 20 years with following technical characteristics,</p> <ul style="list-style-type: none"> <li>• Tap-off units rated current: 25 to 1250A</li> <li>• Number of active conductors: 3L+PE, 3L+N+PE, 3L+N+PER (PER = reinforced PE)</li> <li>• Protection index: IP55D, IK08, sprinkler resistant</li> <li>• Length of busbar trunking sections: 4m</li> <li>• Regulations: compliant with IEC 61439-1 &amp; 6</li> </ul>

## 🔍 Constituent materials

**Reference product mass** **6002 Kg** including the product, its packaging and additional elements and accessories



	Plastics	2.7%
	Metals	95.2%
	Others	2.1%

## 📋 Substance assessment

Products of this range are designed in conformity with the requirements of the RoHS directive (European Directive 2011/65/EU of 2 January 2013, amended in March 2015, 2015/863/EU and in November 2017, 2017/2102/EU) and do not contain, or only contain in the authorised proportions, lead, mercury, cadmium, hexavalent chromium or flame retardants (polybrominated biphenyls - PBB, polybrominated diphenyl ethers – PBDE), Bis (2-ethylhexyl)phthalate - DEHP, Benzyl butyl phthalate– BBP, Dibutyl phthalate - DBP, Diisobutyl phthalate - DIBP) as mentioned in the Directive.

Details of ROHS and REACH substances information are available on the Schneider-Electric Green Premium website  
<http://www2.schneider-electric.com/sites/corporate/en/products-services/green-premium/green-premium.page>



## Additional environmental information

The Canalis KTC 3200 A presents the following relevant environmental aspects

<b>Manufacturing</b>	Manufactured at a Schneider Electric production site ISO14001 certified
<b>Distribution</b>	Weight and volume of the packaging optimized, based on the European Union's packaging directive Packaging weight is 123537.9 g, consisting of Wood 85.6%, Cardboard 12.4%, Paper 1.1%, PP 0.6% and PE-LD 0.3% Product distribution optimised by setting up local distribution centres
<b>Installation</b>	The product does not require special installation procedure and requires little to no energy to install. The disposal of the packaging materials are accounted for during the installation phase (including transport to disposal).
<b>Use</b>	The product does not require special maintenance operations.
<b>End of life</b>	End of life optimized to decrease the amount of waste and allow recovery of the product components and materials  This product contains Plastic parts with brominated FR (72.2g), Glue / Grease (260g used for configuration) and Cable 905g used for configuration. that should be separated from the stream of waste so as to optimize end-of-life treatment.  The location of these components and other recommendations are given in the End of Life Instruction document which is available on the Schneider-Electric Green Premium website <a href="http://www2.schneider-electric.com/sites/corporate/en/products-services/green-premium/green-premium.page">http://www2.schneider-electric.com/sites/corporate/en/products-services/green-premium/green-premium.page</a>  Recyclability potential: <b>94%</b> Based on "ECO'DEEE recyclability and recoverability calculation method" (version V1, 20 Sep. 2008 presented to the French Agency for Environment and Energy Management: ADEME).

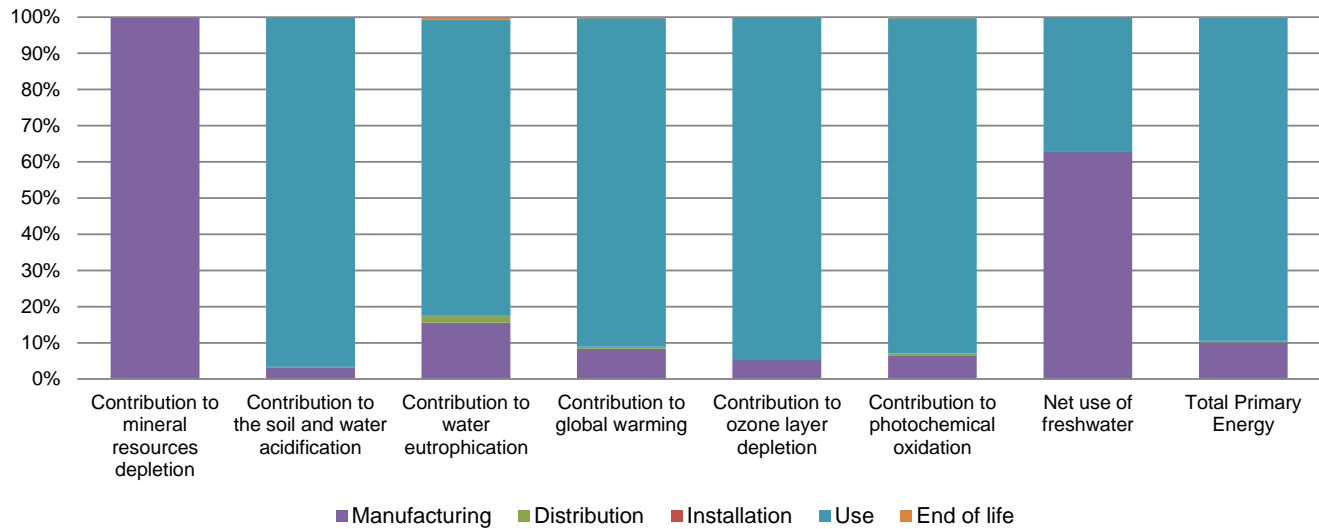


## Environmental impacts

<b>Reference life time</b>	20 years			
<b>Product category</b>	Other equipments - Passive product - continuous operation			
<b>Installation elements</b>	End of Life of the Packaging			
<b>Use scenario</b>	Product dissipation is 19660 W at 100% Load rate and 1769.4 W at load rate / rated current (In): 30 % of In, percentage of utilization time: 100%			
<b>Geographical representativeness</b>	Europe			
<b>Technological representativeness</b>	The Modules of Technologies such as material production, manufacturing process and transport technology used in this PEP analysis (LCA-EIME in this case) are Similar and representative of the actual type of technologies used to make the product in production.			
<b>Energy model used</b>	<b>Manufacturing</b>	<b>Installation</b>	<b>Use</b>	<b>End of life</b>
	Manufacturing Plant: Hungary	Electricity Mix; AC; consumption mix, at consumer; < 1kV; EU-27	Electricity Mix; AC; consumption mix, at consumer; < 1kV; EU-27	Electricity Mix; AC; consumption mix, at consumer; < 1kV; EU-27

Compulsory indicators		Canalis KTC 3200 A					
Impact indicators	Unit	Total	Manufacturing	Distribution	Installation	Use	End of Life
Contribution to mineral resources depletion	kg Sb eq	5.51E+00	5.50E+00	0*	0*	8.34E-03	0*
Contribution to the soil and water acidification	kg SO <sub>2</sub> eq	1.43E+03	4.34E+01	4.87E+00	0*	1.38E+03	1.70E+00
Contribution to water eutrophication	kg PO <sub>4</sub> <sup>3-</sup> eq	6.33E+01	9.89E+00	1.12E+00	2.94E-02	5.19E+01	4.01E-01
Contribution to global warming	kg CO <sub>2</sub> eq	2.02E+05	1.68E+04	1.07E+03	1.13E+02	1.83E+05	5.61E+02
Contribution to ozone layer depletion	kg CFC11 eq	4.70E-02	2.46E-03	0*	0*	4.45E-02	3.52E-05
Contribution to photochemical oxidation	kg C <sub>2</sub> H <sub>4</sub> eq	7.06E+01	4.65E+00	3.50E-01	2.62E-02	6.54E+01	1.84E-01

Resources use	Unit	Total	Manufacturing	Distribution	Installation	Use	End of Life
Net use of freshwater	m3	1.29E+03	8.12E+02	0*	0*	4.77E+02	6.76E-01
Total Primary Energy	MJ	4.15E+06	4.21E+05	1.51E+04	0*	3.71E+06	8.56E+03



Optional indicators		Canalis KTC 3200 A					
Impact indicators	Unit	Total	Manufacturing	Distribution	Installation	Use	End of Life
Contribution to fossil resources depletion	MJ	2.07E+06	1.67E+05	1.50E+04	0*	1.89E+06	6.87E+03
Contribution to air pollution	m³	2.90E+07	2.10E+07	4.74E+04	0*	7.85E+06	6.04E+04
Contribution to water pollution	m³	9.01E+06	1.09E+06	1.76E+05	1.34E+03	7.68E+06	6.57E+04
Resources use	Unit	Total	Manufacturing	Distribution	Installation	Use	End of Life
Use of secondary material	kg	1.26E+03	1.26E+03	0*	0*	0*	0*
Total use of renewable primary energy resources	MJ	2.86E+05	2.03E+04	0*	0*	2.65E+05	0*
Total use of non-renewable primary energy resources	MJ	3.87E+06	4.01E+05	1.51E+04	0*	3.44E+06	8.55E+03
Use of renewable primary energy excluding renewable primary energy used as raw material	MJ	2.83E+05	1.78E+04	0*	0*	2.65E+05	0*
Use of renewable primary energy resources used as raw material	MJ	2.46E+03	2.46E+03	0*	0*	0*	0*
Use of non renewable primary energy excluding non renewable primary energy used as raw material	MJ	3.86E+06	3.96E+05	1.51E+04	0*	3.44E+06	8.55E+03
Use of non renewable primary energy resources used as raw material	MJ	4.82E+03	4.82E+03	0*	0*	0*	0*
Use of non renewable secondary fuels	MJ	0.00E+00	0*	0*	0*	0*	0*
Use of renewable secondary fuels	MJ	0.00E+00	0*	0*	0*	0*	0*
Waste categories	Unit	Total	Manufacturing	Distribution	Installation	Use	End of Life
Hazardous waste disposed	kg	5.06E+05	4.99E+05	0*	0*	0*	6.28E+03
Non hazardous waste disposed	kg	6.89E+05	4.45E+03	0*	8.54E+01	6.85E+05	0*
Radioactive waste disposed	kg	5.61E+02	3.18E+00	0*	0*	5.58E+02	0*
Other environmental information	Unit	Total	Manufacturing	Distribution	Installation	Use	End of Life
Materials for recycling	kg	6.19E+03	5.81E+02	0*	4.72E+01	0*	5.56E+03
Components for reuse	kg	0.00E+00	0*	0*	0*	0*	0*
Materials for energy recovery	kg	3.42E+00	0*	0*	0*	0*	3.42E+00
Exported Energy	MJ	7.26E+01	6.82E+00	0*	6.58E+01	0*	0*

\* represents less than 0.01% of the total life cycle of the reference flow

Life cycle assessment performed with EIME version EIME v5.8.1, database version 2016-11 in compliance with ISO14044.

The use phase is the life cycle phase which has the greatest impact on the majority of environmental indicators (based on compulsory indicators).

Please note that the values given above are only valid within the context specified and cannot be used directly to draw up the environmental assessment of an installation.

Registration number	ENVPEP1307067_V2	Drafting rules	PCR-ed3-EN-2015 04 02
Date of issue	03/2020	Supplemented by	PSR-0005-ed2-EN-2016 03 29
Validity period	5 years	Information and reference documents	<a href="http://www.pep-ecopassport.org">www.pep-ecopassport.org</a>
<i>Independent verification of the declaration and data</i>			
Internal	X	External	
<i>The elements of the present PEP cannot be compared with elements from another program.</i>			
<i>Document in compliance with ISO 14021:2016 « Environmental labels and declarations - Self-declared environmental claims (Type II environmental labelling) »</i>			

Schneider Electric Industries SAS

Country Customer Care Center

<http://www.schneider-electric.com/contact>

35, rue Joseph Monier

CS 30323

F- 92506 Rueil Malmaison Cedex

RCS Nanterre 954 503 439

Capital social 896 313 776 €

[www.schneider-electric.com](http://www.schneider-electric.com)

Published by Schneider Electric

ENVPEP1307067\_V2

© 2019 - Schneider Electric – All rights reserved

03/2020