

# Product Environmental Profile

## 10A250V 2+3PIN UNIVERSAL

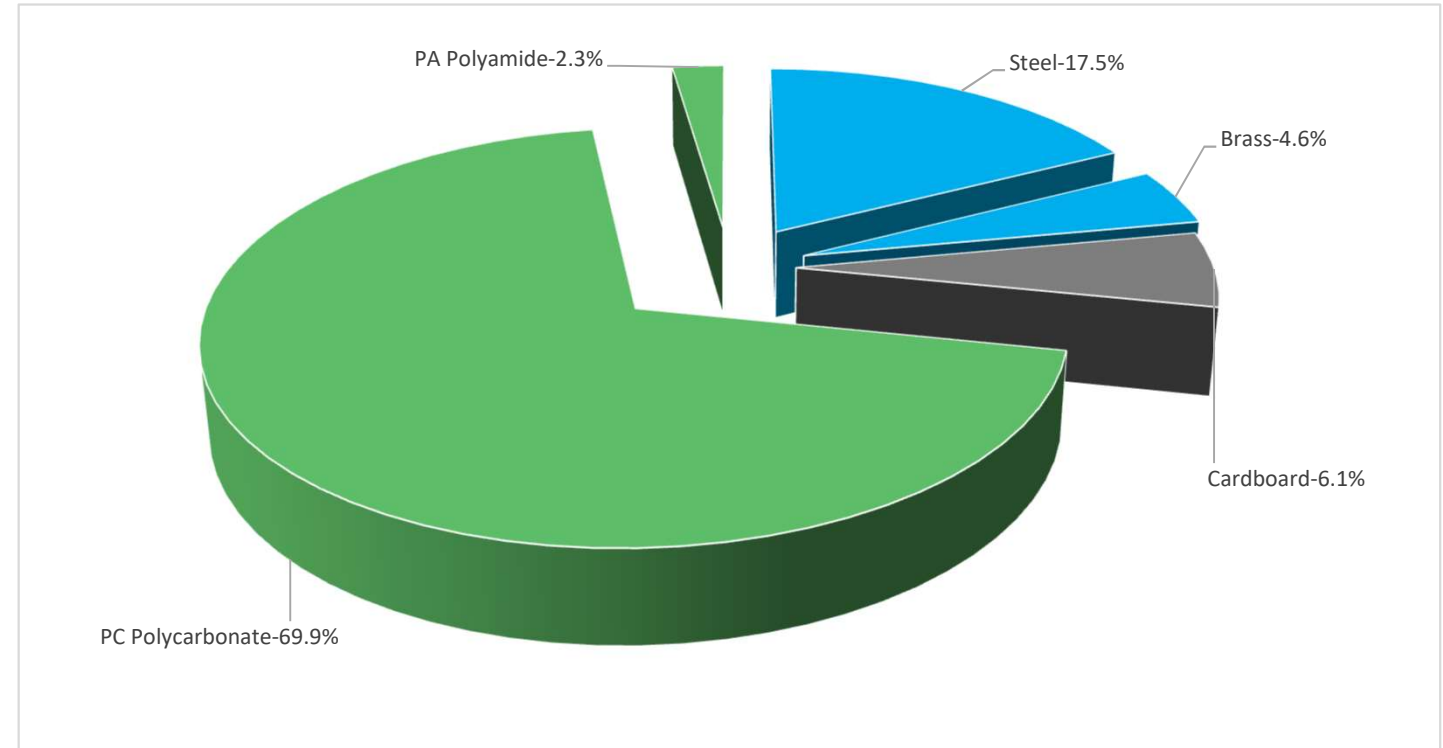



General information

<b>Representative product</b>	10A250V 2+3PIN UNIVERSAL - E3426/10US GS
<b>Description of the product</b>	This is a socket fastened embedly to connect the electronic equipments onto circuit.
<b>Functional unit</b>	Connect/Disconnect during 20 years the plug of a load consuming 10A under a voltage of 250V while protecting the user from direct contact with live parts and with a protection class IP65

## Constituent materials

**Reference product mass** 88.2 g including the product, its packaging and additional elements and accessories



	Plastics	71.9%
	Metals	22.1%
	Others	6.1%

## Substance assessment

Products of this range are designed in conformity with the requirements of the RoHS directive (European Directive 2011/65/EU of 8 June 2011) and do not contain, or only contain in the authorised proportions, lead, mercury, cadmium, hexavalent chromium or flame retardants (polybrominated biphenyls - PBB, polybrominated diphenyl ethers - PBDE) as mentioned in the Directive

As the products of the range are designed in accordance with the RoHS Directive (European Directive 2002/95/EC of 27 January 2003), they can be incorporated without any restriction in an assembly or an installation subject to this Directive.

Details of ROHS and REACH substances information are available on the Schneider-Electric Green Premium website <http://www2.schneider-electric.com/sites/corporate/en/products-services/green-premium/green-premium.page>



## Additional environmental information

The 10A250V 2+3PIN UNIVERSAL presents the following relevant environmental aspects

<b>Manufacturing</b>	Manufactured at a Schneider Electric production site ISO14001 certified
<b>Distribution</b>	Weight and volume of the packaging optimized, based on the European Union's packaging directive Packaging weight is 5.2 g, consisting of Cardboard(100%) Product distribution optimised by setting up local distribution centres
<b>Installation</b>	Reference E3426/10US GS does not require any installation operations.
<b>Use</b>	The product does not require special maintenance operations.
<b>End of life</b>	End of life optimized to decrease the amount of waste and allow recovery of the product components and materials  No special end-of-life treatment required. According to countries' practices this product can enter the usual end-of-life treatment process.  Recyclability potential: <b>26%</b> Based on "ECO'DEEE recyclability and recoverability calculation method" (version V1, 20 Sep. 2008 presented to the French Agency for Environment and Energy Management: ADEME).



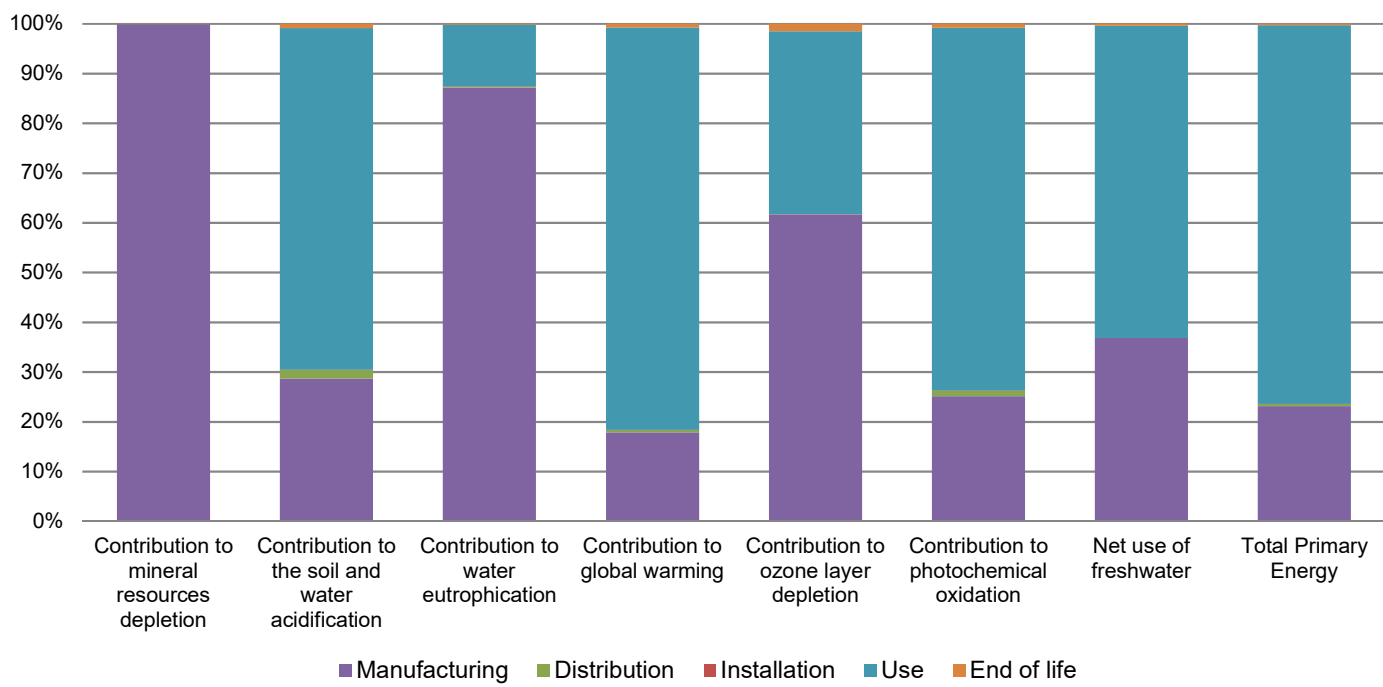
## Environmental impacts

<b>Reference life time</b>	20 years			
<b>Product category</b>	Power socket			
<b>Installation elements</b>	No special components needed			
<b>Use scenario</b>	Load rate: 50 % of In Use rate: 50% of the RLT			
<b>Geographical representativeness</b>	China			
<b>Technological representativeness</b>	This is a socket fastened embedly to connect the electronic equipments onto circuit.			
<b>Energy model used</b>	<b>Manufacturing</b>	<b>Installation</b>	<b>Use</b>	<b>End of life</b>
	Energy model used: China	Electricity mix; AC; consumption mix, at consumer; 220V; CN	Electricity mix; AC; consumption mix, at consumer; 220V; CN	Electricity mix; AC; consumption mix, at consumer; 220V; CN

### Compulsory indicators

### 10A250V 2+3PIN UNIVERSAL - E3426/10US GS

Impact indicators	Unit	Total	Manufacturing	Distribution	Installation	Use	End of Life
Contribution to mineral resources depletion	kg Sb eq	1.79E-05	1.79E-05	0*	0*	7.82E-09	0*
Contribution to the soil and water acidification	kg SO <sub>2</sub> eq	2.82E-03	8.06E-04	5.20E-05	0*	1.93E-03	2.52E-05
Contribution to water eutrophication	kg PO <sub>4</sub> <sup>3-</sup> eq	4.12E-03	3.59E-03	1.20E-05	0*	5.10E-04	7.82E-06
Contribution to global warming	kg CO <sub>2</sub> eq	2.20E+00	3.93E-01	1.14E-02	0*	1.78E+00	1.70E-02
Contribution to ozone layer depletion	kg CFC11 eq	3.86E-08	2.38E-08	2.31E-11	0*	1.42E-08	5.98E-10
Contribution to photochemical oxidation	kg C <sub>2</sub> H <sub>4</sub> eq	3.13E-04	7.87E-05	3.71E-06	0*	2.28E-04	2.56E-06
Resources use	Unit	Total	Manufacturing	Distribution	Installation	Use	End of Life
Net use of freshwater	m3	3.17E-03	1.17E-03	1.02E-06	0*	1.99E-03	1.25E-05
Total Primary Energy	MJ	3.83E+01	8.86E+00	1.61E-01	0*	2.92E+01	1.19E-01



Optional indicators		10A250V 2+3PIN UNIVERSAL - E3426/10US GS					
Impact indicators	Unit	Total	Manufacturing	Distribution	Installation	Use	End of Life
Contribution to fossil resources depletion	MJ	3.55E+01	7.34E+00	1.60E-01	0*	2.79E+01	1.09E-01
Contribution to air pollution	m³	2.38E+02	5.14E+01	4.84E-01	0*	1.85E+02	8.79E-01
Contribution to water pollution	m³	2.21E+02	1.29E+02	1.87E+00	0*	8.86E+01	1.15E+00
Resources use	Unit	Total	Manufacturing	Distribution	Installation	Use	End of Life
Use of secondary material	kg	2.64E-03	2.64E-03	0*	0*	0*	0*
Total use of renewable primary energy resources	MJ	1.67E+00	1.78E-01	2.14E-04	0*	1.50E+00	0*
Total use of non-renewable primary energy resources	MJ	3.66E+01	8.68E+00	1.61E-01	0*	2.77E+01	1.19E-01
Use of renewable primary energy excluding renewable primary energy used as raw material	MJ	1.57E+00	7.07E-02	2.14E-04	0*	1.50E+00	0*
Use of renewable primary energy resources used as raw material	MJ	1.07E-01	1.07E-01	0*	0*	0*	0*
Use of non renewable primary energy excluding non renewable primary energy used as raw material	MJ	3.45E+01	6.52E+00	1.61E-01	0*	2.77E+01	1.19E-01
Use of non renewable primary energy resources used as raw material	MJ	2.16E+00	2.16E+00	0*	0*	0*	0*
Use of non renewable secondary fuels	MJ	0.00E+00	0*	0*	0*	0*	0*
Use of renewable secondary fuels	MJ	0.00E+00	0*	0*	0*	0*	0*
Waste categories	Unit	Total	Manufacturing	Distribution	Installation	Use	End of Life
Hazardous waste disposed	kg	1.62E+00	1.42E+00	0*	0*	5.74E-02	1.44E-01
Non hazardous waste disposed	kg	6.49E-01	3.25E-01	4.04E-04	0*	3.23E-01	3.64E-04
Radioactive waste disposed	kg	1.93E-04	1.82E-04	2.88E-07	0*	1.06E-05	5.86E-07
Other environmental information	Unit	Total	Manufacturing	Distribution	Installation	Use	End of Life
Materials for recycling	kg	2.59E-02	3.29E-03	0*	5.17E-03	0*	1.75E-02
Components for reuse	kg	0.00E+00	0*	0*	0*	0*	0*
Materials for energy recovery	kg	3.53E-03	4.48E-04	0*	0*	0*	3.08E-03
Exported Energy	MJ	0.00E+00	0*	0*	0*	0*	0*

\* represents less than 0.01% of the total life cycle of the reference flow

Life cycle assessment performed with EIME version EIME v5.6.0.1, database version 2016-11 in compliance with ISO14044.

The use phase is the life cycle phase which has the greatest impact on the majority of environmental indicators (based on compulsory indicators).

Please note that the values given above are only valid within the context specified and cannot be used directly to draw up the environmental assessment of an installation.

<i>Registration number</i>	ENVPEP111022EN_V1	<i>Drafting rules</i>	PCR-ed3-EN-2015 04 02
<i>Date of issue</i>	12/2017	<i>Supplemented by</i>	PSR-0005-ed2-EN-2016 03 29
<i>Validity period</i>	5 years	<i>Information and reference documents</i>	<a href="http://www.pep-ecopassport.org">www.pep-ecopassport.org</a>
<i>Independent verification of the declaration and data</i>			
Internal	X	External	
<i>The elements of the present PEP cannot be compared with elements from another program.</i>			
<i>Document in compliance with ISO 14021:2016 « Environmental labels and declarations - Self-declared environmental claims (Type II environmental labelling) »</i>			

Schneider Electric Industries SAS

Country Customer Care Center  
<http://www.schneider-electric.com/contact>

35, rue Joseph Monier

CS 30323

F- 92506 Rueil Malmaison Cedex

RCS Nanterre 954 503 439

Capital social 896 313 776 €

[www.schneider-electric.com](http://www.schneider-electric.com)

ENVPEP111022EN\_V1

Published by Schneider Electric

© 2017 - Schneider Electric – All rights reserved

12/2017