



Main

Range of product	Harmony XB4
Product or component type	Push-to-test pilot light
Device short name	XB4
Bezel material	Chromium plated metal

Complementary

Fixing collar material	Zamak
Mounting diameter	22 Mm
Sale per indivisible quantity	1
Height	30 Mm
Width	46.2 Mm
Depth	72 Mm
Net weight	0.117 Kg
Device mounting	Fixing hole - diameter: 22.5 mm +/- 0.2 mm conforming to EN/IEC 60947-1
Fixing center	>= 30 x 40 mm (support panel) - thickness: 1...6 mm
Embedding depth	58 Mm
Marking	Ex db eb mb IIC Gb Ex tb IIIC Db II 2 GD
Shape of signaling unit head	Round
Cap/operator or lens colour	White
Operator additional information	Booted (clear silicon)
Contacts type and composition	1 NO
Contact operation	Slow-break
Positive opening	Without
Operating travel	1.657 Mm (engagement point) 4.622 Mm (changing state point) 4.452 Mm (total travel)
Operating force	3.962 N
Mechanical durability	5000000 Cycles
Connections - terminals	Screw clamp terminals, 2 x 1.5 mm ² with cable end conforming- to EN/IEC 60947-1 Screw clamp terminals, 1 x 2.5 mm ² without cable end conforming- to EN/IEC 60947-1
Tightening torque	0.8...1.2 N.M conforming to EN 60947-1
[Ui] rated insulation voltage	415 V
[Ith] conventional free air thermal current	10 A conforming to EN/IEC 60947-5-1





The information provided in this documentation contains general descriptions and/or technical characteristics of the products contained herein. This documentation is not intended as a substitute for and is not to be used for determining suitability or reliability of these products for specific user applications. It is the duty of any such user or integrator to perform the appropriate and complete risk analysis, evaluation and testing of the products with respect to the relevant specific application or use thereof. Neither Schneider Electric Industries SAS nor any of its affiliates or subsidiaries shall be responsible or liable for misuse of the information contained herein.

[Ie] rated operational current	1.9 A at 380 V, AC, A600 conforming to EN/IEC 60947-5-1 3 A at 240 V, AC, A600 conforming to EN/IEC 60947-5-1 6 A at 120 V, AC, A600 conforming to EN/IEC 60947-5-1 0.27 A at 250 V, DC, Q300 conforming to EN/IEC 60947-5-1 0.55 A at 125 V, DC, Q300 conforming to EN/IEC 60947-5-1 2.87 A at 24 V, DC, Q300 conforming to EN/IEC 60947-5-1
Signalling type	Steady
Light source	Integral LED
[Us] rated supply voltage	24...254 V AC/DC
Current consumption	2...10 mA
Service life	100000 H

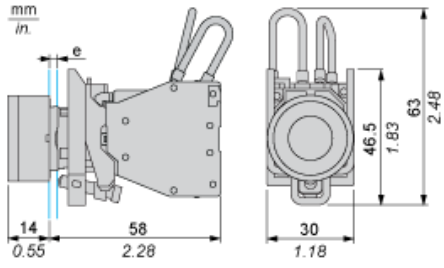
Environment

Protective treatment	TH
Ambient air temperature for storage	-40...70 °C
Ambient air temperature for operation	-20...75 °C
Overvoltage category	I conforming to IEC 60536
IP degree of protection	IP66 conforming to IEC 60529
Standards	EN/IEC 60079-0:2009 EN/IEC 60079-7:2009 EN/IEC 60079-18:2009 EN/IEC 60079-31:2009 UL 60079-0 UL 60079-18 UL 60079-31 ANSI/ISA 12.12.01 CSA C22.2 No 213
Product certifications	INERIS 04ATEX9004U
Dust zone	Zone 21 - 22
Gas zone	Zone 1 - 2

Offer Sustainability

Sustainable offer status	Green Premium product
REACH Regulation	 REACH Declaration
REACH free of SVHC	Yes
EU RoHS Directive	Pro-active compliance (Product out of EU RoHS legal scope)  EU RoHS Declaration
Environmental Disclosure	 Product Environmental Profile
Circularity Profile	 End Of Life Information
WEEE	The product must be disposed on European Union markets following specific waste collection and never end up in rubbish bins

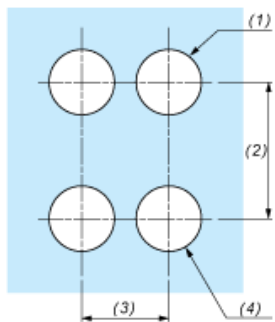
Dimensions



e : support thickness: 1 to 6 mm / 0.04 to 0.24 in.

Panel Cut-out for Pushbuttons, Switches and Pilot Lights (Finished Holes, Ready for Installation)

Connection by Screw Clamp Terminals



- (1) Diameter on finished panel or support
- (2) 40 mm min. / 1.57 in. min.
- (3) 30 mm min. / 1.18 in. min.
- (4) \varnothing 22.5 mm / 0.89 in. recommended (\varnothing 22.3 mm $_0^{+0.4}$ / 0.88 in. $_0^{+0.016}$)

Product Life Status :	Commercialised
-----------------------	----------------