



Commercial status

End of Commercialisation :

⚠ End of Commercialisation

Main

Range	TeSys
Product name	TeSys F
Product or component type	Contacteur
Device short name	LC1F
Contacteur application	Motor control Resistive load
Utilisation category	AC-4 AC-1 AC-3
Poles description	3P
Pole contact composition	3 NO
[Ue] rated operational voltage	\leq 460 V DC \leq 690 V AC 50/60 Hz
[Ie] rated operational current	315 A (at \leq 40 °C) at \leq 440 V AC-1 225 A (at \leq 55 °C) at \leq 440 V AC-3
Motor power kW	110 kW at 380...400 V AC 50/60 Hz (AC-3) 110 kW at 415 V AC 50/60 Hz (AC-3) 110 kW at 440 V AC 50/60 Hz (AC-3) 129 kW at 500 V AC 50/60 Hz (AC-3) 129 kW at 660...690 V AC 50/60 Hz (AC-3) 63 kW at 220...230 V AC 50/60 Hz (AC-3) 40 kW at 400 V AC 50/60 Hz (AC-4)
[Uc] control circuit voltage	600 V AC 40...400 Hz

Complementary




[Uimp] rated impulse withstand voltage	8 kV
Overvoltage category	III
[Ith] conventional free air thermal current	315 A (at 40 °C)
Rated breaking capacity	1800 A conforming to IEC 60947-4-1
[Icw] rated short-time withstand current	1800 A 40 °C - 10 s 1000 A 40 °C - 30 s 850 A 40 °C - 1 min 560 A 40 °C - 3 min 440 A 40 °C - 10 min
Associated fuse rating	315 A gG at \leq 440 V 250 A aM at \leq 440 V
Average impedance	0.32 MOhm - Ith 315 A 50 Hz
[Ui] rated insulation voltage	1000 V conforming to IEC 60947-4-1 1500 V conforming to VDE 0110 group C

Power dissipation per pole	32 W AC-1 16 W AC-3
Mounting support	Plate
Standards	IEC 60947-1 IEC 60947-4-1 EN 60947-4-1 EN 60947-1 JIS C8201-4-1
Product certifications	UL DNV CCC CB ABS RMRoS LROS (Lloyds register of shipping) BV RINA
Connections - terminals	Control circuit: screw clamp terminals 1 cable(s) 1...4 mm ² flexible without cable end Control circuit: screw clamp terminals 2 cable(s) 1...4 mm ² flexible without cable end Control circuit: screw clamp terminals 1 cable(s) 1...4 mm ² flexible with cable end Control circuit: screw clamp terminals 2 cable(s) 1...2.5 mm ² flexible with cable end Control circuit: screw clamp terminals 1 cable(s) 1...4 mm ² solid without cable end Control circuit: screw clamp terminals 2 cable(s) 1...4 mm ² solid without cable end Power circuit: bar 2 cable(s) - busbar cross section: 32 x 4 mm Power circuit: lugs-ring terminals 1 cable(s) 185 mm ² Power circuit: connector 1 cable(s) 185 mm ² Power circuit: bolted connection
Tightening torque	Control circuit: 1.2 N.m Power circuit: 35 N.m
Control circuit voltage limits	Operational: 0.85...1.1 U _c 50/60 Hz (at 55 °C) Drop-out: 0.35...0.55 U _c 50/60 Hz (at 55 °C)
Inrush power in VA	970 VA 60 Hz cos phi 0.3 (at 20 °C)
Hold-in power consumption in VA	66 VA 60 Hz cos phi 0.3 (at 20 °C)
Heat dissipation	18...24 W
Operating time	20...35 ms closing 7...15 ms opening
Mechanical durability	10 Mcycles
Maximum operating rate	2400 Cyc/H 55 °C
Compatibility code	LC1F

Environment

IP degree of protection	IP20 front face with shrouds conforming to IEC 60529 IP20 front face with shrouds conforming to VDE 0106
Protective treatment	TH
Ambient air temperature for operation	-5...55 °C
Ambient air temperature for storage	-60...80 °C
Permissible ambient air temperature around the device	-40...70 °C
Operating altitude	3000 m without
Height	197 Mm
Width	168.5 Mm
Depth	181 Mm
Net weight	4.75 Kg

Offer Sustainability

Sustainable offer status	Green Premium product
REACH Regulation	 REACH Declaration
EU RoHS Directive	Compliant  EU RoHS Declaration
Mercury free	Yes
RoHS exemption information	 Yes

China RoHS Regulation	China RoHS Declaration
Environmental Disclosure	Product Environmental Profile
Circularity Profile	End Of Life Information
WEEE	The product must be disposed on European Union markets following specific waste collection and never end up in rubbish bins

Contractual warranty

Warranty	18 months
----------	-----------

Product Life Status :	End of commercialisation
-----------------------	---------------------------------