

# Product data sheet

## Characteristics

# BMH0701T36A2A

servo motor BMH - 1.4 Nm - 8000 rpm - keyed shaft - without brake - IP65/IP67



Product availability: Non-Stock - Not normally stocked in distribution facility

Price\*: 1297.50 USD



### Main

Product or component type	Servo motor
Device short name	BMH
Maximum mechanical speed	8000 Rpm
Continuous stall torque	12.39 Lbf.In (1.4 N.m) LXM32.U90M2 3 A, 230 V, single phase 12.39 Lbf.In (1.4 N.m) LXM32.D18M2 6 A, 115 V, single phase
Peak stall torque	35.40 Lbf.In (4 N.m) LXM32.U90M2 3 A, 230 V, single phase 37.17 Lbf.In (4.2 N.m) LXM32.D18M2 6 A, 115 V, single phase
Nominal output power	450 W LXM32.U90M2 3 A, 230 V, single phase 350 W LXM32.D18M2 6 A, 115 V, single phase
Nominal torque	9.74 Lbf.In (1.1 N.m) LXM32.U90M2 3 A, 230 V, single phase 11.95 Lbf.In (1.35 N.m) LXM32.D18M2 6 A, 115 V, single phase
Nominal speed	4000 rpm LXM32.U90M2 3 A, 230 V, single phase 2500 rpm LXM32.D18M2 6 A, 115 V, single phase
Product compatibility	LXM32.D18M2 115 V single phase LXM32.U90M2 230 V single phase
Shaft end	Keyed
IP degree of protection	IP65 standard IP67 with IP67 kit
Speed feedback resolution	32768 points/turn
Holding brake	Without
Mounting support	International standard flange
Electrical connection	Rotatable right-angled connectors

### Complementary

Range compatibility	Lexium 32
[Us] rated supply voltage	240 V
Phase	Three phase
Continuous stall current	2.85 A
Continuous power	1.05 W
Maximum current Irms	9.6 A LXM32.D18M2 9.6 A LXM32.U90M2

Maximum permanent current	9.56 A
Second shaft	Without second shaft end
Shaft diameter	0.43 In (11 mm)
Shaft length	0.91 In (23 mm)
Key width	0.71 In (18 mm)
Feedback type	Single turn SinCos Hiperface
Motor flange size	2.76 In (70 mm)
Number of motor stacks	1
Torque constant	0.49 N.M/A 248 °F (120 °C)
Back emf constant	31.17 V/Krpm 248 °F (120 °C)
Number of motor poles	10
Rotor inertia	0.59 Kg.Cm <sup>2</sup>
Stator resistance	3.2 Ohm 68 °F (20 °C)
Stator inductance	9.1 MH 68 °F (20 °C)
Stator electrical time constant	2.8 Ms 68 °F (20 °C)
Maximum radial force Fr	660 N 1000 rpm 520 N 2000 rpm 460 N 3000 rpm 410 N 4000 rpm 380 N 5000 rpm 360 N 6000 rpm
Maximum axial force Fa	0.2 x Fr
Type of cooling	Natural convection
Length	4.80 In (122 mm)
Centring collar diameter	2.36 In (60 mm)
Centring collar depth	0.10 In (2.5 mm)
Number of mounting holes	4
Mounting holes diameter	0.22 In (5.5 mm)
Circle diameter of the mounting holes	3.23 In (82 mm)
Net Weight	3.53 Lb(US) (1.6 kg)

### Ordering and shipping details

Category	18282 - LEXIUM 32 MOTORS
Discount Schedule	PC53
GTIN	03606485194257
Nbr. of units in pkg.	1
Package weight(Lbs)	1 Lb(US) (0.45 kg)
Returnability	No
Country of origin	DE

### Packing Units

Unit Type of Package 1	PCE
Package 1 Height	4.33 In (11 cm)
Package 1 width	7.87 In (20 cm)
Package 1 Length	15.75 In (40 cm)

## Offer Sustainability

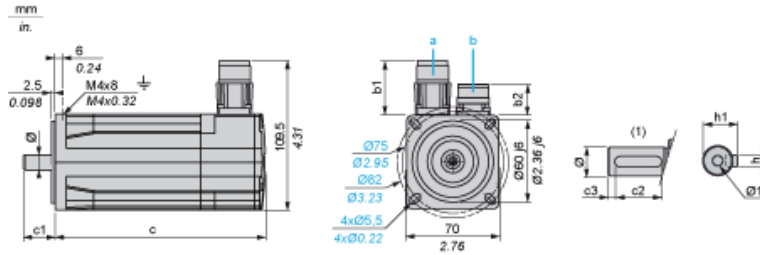
Sustainable offer status	Green Premium product
California proposition 65	WARNING: This product can expose you to chemicals including: Lead and lead compounds which is known to the State of California to cause Carcinogen & Reproductive-harm. For more information go to <a href="http://www.p65warnings.ca.gov">www.p65warnings.ca.gov</a>
EU RoHS Directive	Pro-active compliance (Product out of EU RoHS legal scope) <a href="#">EU RoHS Declaration</a>
Mercury free	Yes
RoHS exemption information	<a href="#">Yes</a>
China RoHS Regulation	<a href="#">China RoHS Declaration</a>
Environmental Disclosure	<a href="#">Product Environmental Profile</a>
WEEE	The product must be disposed on European Union markets following specific waste collection and never end up in rubbish bins.

## Contractual warranty

Warranty	18 months
----------	-----------

Servo Motors Dimensions

Example with Straight Connectors



- a: Power supply for servo motor brake
- b: Power supply for servo motor encoder
- (1) Shaft end, keyed slot (optional)

Dimensions in mm

Straight connector		Rotatable angled		c (without brake)	c (with brake)	c1	c2	c3	h	h1	Ø	Ø1 for screws
b1	b2	b1	b2									
39.5	25.5	39.5	39.5	122	161	23	18	2.5	4 h9	12.5 <sup>+0</sup> <sub>-0.13</sub>	11 k6	M4 x 14

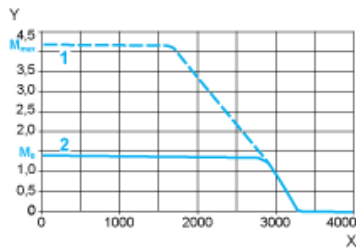
Dimensions in in.

Straight connector		Rotatable angled		c (without brake)	c (with brake)	c1	c2	c3	h	h1	Ø	Ø1 for screws
b1	b2	b1	b2									
1.55	1	1.55	1.55	4.80	6.33	0.90	0.70	0.09	0.16 h9	0.49 <sup>+0</sup> <sub>-0.0051</sub>	0.43 k6	M4 x 0.55

115 V Single-Phase Supply Voltage

Torque/Speed Curves

Servo motor with LXM32•D18M2 servo drive

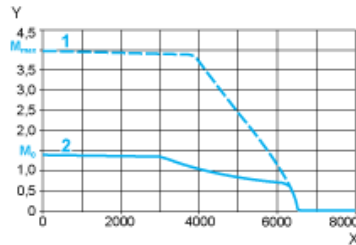


- X Speed in rpm
- Y Torque in Nm
- 1 Peak torque
- 2 Continuous torque

230 V Single-Phase Supply Voltage

Torque/Speed Curves

Servo motor with LXM32•U90M2 servo drive



- X Speed in rpm
- Y Torque in Nm
- 1 Peak torque
- 2 Continuous torque

Product Life Status : **Commercialised**

BMH0701T36A2A may be replaced by any of the following products:



BMH0701T31A2A

servo motor BMH - 1.4 Nm - 8000 rpm - keyed shaft - without brake - IP65/IP67

Qty 1

Reason for Substitution: End of life | Substitution date: 02 Apr 2020 | Linking to group 1