



Main

Range	PowerPact
Product name	PowerPact B
Device short name	BG 125
Product or component type	Circuit breaker
Device application	Distribution

Complementary




[In] rated current	125 A
Poles description	4P
Protected poles description	4t
Control type	Toggle
Mounting mode	Clip-on (35 mm symmetrical DIN rail) By screws (plate)
Network type	AC
Network frequency	50/60 Hz
Breaking capacity code	G
Breaking capacity	65 KA at 240 V AC 50/60 Hz conforming to UL 489 35 KA at 480 V AC 50/60 Hz conforming to UL 489 Icu 65 kA at 220...240 V AC 50/60 Hz conforming to IEC 60947-2 Icu 18 kA at 500...525 V AC 50/60 Hz conforming to IEC 60947-2 35 KA at 480Y/277 V AC 50/60 Hz conforming to UL 489 18 KA at 600Y/347 V AC 50/60 Hz conforming to UL 489 65 KA at 208Y/120 V AC 50/60 Hz conforming to UL 489 Icu 35 kA at 380...415 V AC 50/60 Hz conforming to IEC 60947-2 Icu 35 kA at 440 V AC 50/60 Hz conforming to IEC 60947-2
[Ue] rated operational voltage	690 V AC 50/60 Hz conforming to IEC 60947-2
[Ics] rated service breaking capacity	65 KA at 220...240 V AC 50/60 Hz conforming to IEC 60947-2 18 KA at 500...525 V AC 50/60 Hz conforming to IEC 60947-2 35 KA at 380...415 V AC 50/60 Hz conforming to IEC 60947-2 35 KA at 440 V AC 50/60 Hz conforming to IEC 60947-2
[Uimp] rated impulse withstand voltage	8 KV IEC 60947-2
[Ui] rated insulation voltage	800 V conforming to IEC 60947-2
Trip unit technology	Thermal-magnetic
Trip unit name	TM-D
Trip unit protection functions	LI
Protection type	Overload protection (thermal) Short-circuit protection (magnetic)
Trip unit rating	125 A at 40 °C
Magnetic hold current	1000 A

Magnetic tripping current	1500 A
Suitability for isolation	Yes conforming to IEC 60947-2
Utilisation category	Category A
Mechanical durability	15000 Cycles conforming to IEC 947-1 Annex K ed 5.2
Electrical durability	10000 Cycles conforming to IEC 947-1 Annex K ed 5.2 for In at 440 V
Connection pitch	27 Mm
Local signalling	Flag (green)presence of auxiliary contacts:
Rotary handle padlocking	Padlock in OFF or ON position
Connections - terminals	Upside 1 EverLink lug with voltage tap-off wire size 2.5...70 m- m ² (AWG 14...AWG 2/0), fine stranded copper Downside 1 Everlink lug wire size 2.5...70 mm ² (AWG 14...AWG 2/0), fine strand- ed copper Upside 1 EverLink lug with voltage tap-off wire size 2.5...95 m- m ² (AWG 14...AWG 3/0), rigid or stranded copper Downside 1 Everlink lug wire size 2.5...95 mm ² (AWG 14...AWG 3/0), rigi- d or stranded copper
Current of common	10 A for 0.5...6 mm ² (AWG 20...AWG 10), stranded or fine stranded 10 A for 1.5...6 mm ² (AWG 20...AWG 10), rigid
Tightening torque	5 N.M for 2.5...16 mm ² (AWG 14...AWG 4) 9 N.M for 25...95 mm ² (AWG 3...AWG 3/0)
Number of slots	1 slot(s) for auxiliary switch OF (plug-in) 1 slot(s) for voltage release MN or MX (plug-in) 1 slot(s) for alarm switch SD (plug-in)
Wire stripping length	20 Mm
Quality labels	CE
Standards	NMX J-266 UL 489 CSA C22.2 No 5 GB 14048.2 EN/IEC 60947-2 EN/IEC 60947-5-1 NEMA AB1
Colour	Grey (RAL 7016)
9 mm pitches	12
Height	137 Mm
Width	108 Mm
Depth	80 Mm
Net weight	1.441 Kg
Quantity per set	Set of 1

Environment

Product certifications	UL IEC CCC EAC CSA NOM
IP degree of protection	Front cover: IP40 conforming to IEC 60529
IK degree of protection	IK07 conforming to IEC 62262
Pollution degree	3 conforming to IEC 60947-1
Ambient air temperature for operation	-25...70 °C
Ambient air temperature for storage	-50...85 °C
Operating altitude	2000 m without derating 5000 m with derating

Offer Sustainability

Sustainable offer status	Green Premium product
REACH Regulation	 REACH Declaration
EU RoHS Directive	Compliant  EU RoHS Declaration
Mercury free	Yes
RoHS exemption information	 Yes

China RoHS Regulation	China RoHS Declaration
Environmental Disclosure	Product Environmental Profile
Circularity Profile	No need of specific recycling operations
WEEE	The product must be disposed on European Union markets following specific waste collection and never end up in rubbish bins

Product Life Status : **Commercialised**