



Main

Range	PowerPact
Product name	PowerPact B
Device short name	BG 050
Product or component type	Circuit breaker
Device application	Distribution

Complementary

[In] rated current	50 A
Poles description	2P
Protected poles description	2t
Control type	Toggle
Mounting mode	Clip-on (35 mm symmetrical DIN rail) By screws (plate)
Network type	AC
Network frequency	50/60 Hz
Breaking capacity code	G
Breaking capacity	65 KA at 240 V AC 50/60 Hz conforming to UL 489 35 KA at 480 V AC 50/60 Hz conforming to UL 489 Icu 65 kA at 220...240 V AC 50/60 Hz conforming to IEC 60947-2 Icu 18 kA at 500...525 V AC 50/60 Hz conforming to IEC 60947-2 35 KA at 480Y/277 V AC 50/60 Hz conforming to UL 489 18 KA at 600Y/347 V AC 50/60 Hz conforming to UL 489 65 KA at 208Y/120 V AC 50/60 Hz conforming to UL 489 Icu 35 kA at 380...415 V AC 50/60 Hz conforming to IEC 60947-2 Icu 35 kA at 440 V AC 50/60 Hz conforming to IEC 60947-2
[Ue] rated operational voltage	690 V AC 50/60 Hz conforming to IEC 60947-2
[Ics] rated service breaking capacity	65 KA at 220...240 V AC 50/60 Hz conforming to IEC 60947-2 18 KA at 500...525 V AC 50/60 Hz conforming to IEC 60947-2 35 KA at 380...415 V AC 50/60 Hz conforming to IEC 60947-2 35 KA at 440 V AC 50/60 Hz conforming to IEC 60947-2
[Uimp] rated impulse withstand voltage	8 KV IEC 60947-2
[Ui] rated insulation voltage	800 V conforming to IEC 60947-2
Trip unit technology	Thermal-magnetic
Trip unit name	TM-D
Trip unit protection functions	LI
Protection type	Overload protection (thermal) Short-circuit protection (magnetic)
Trip unit rating	50 A at 40 °C
Magnetic hold current	480 A





The information provided in this documentation contains general descriptions and/or technical characteristics of the performance of the products contained herein. This documentation is not intended as a substitute for and is not to be used for determining suitability or reliability of these products for specific user applications. It is the duty of any such user or integrator to perform the appropriate and complete risk analysis, evaluation and testing of the products with respect to the relevant specific application or use thereof. Neither Schneider Electric Industries SAS nor any of its affiliates or subsidiaries shall be responsible or liable for misuse of the information contained herein.

Magnetic tripping current	720 A
Suitability for isolation	Yes conforming to IEC 60947-2
Utilisation category	Category A
Mechanical durability	15000 Cycles conforming to IEC 947-1 Annex K ed 5.2
Electrical durability	10000 Cycles conforming to IEC 947-1 Annex K ed 5.2 for In at 440 V
Connection pitch	27 Mm
Local signalling	Flag (green)presence of auxiliary contacts:
Rotary handle padlocking	Padlock in OFF or ON position
Connections - terminals	Upside compression lug/busbar Downside compression lug/busbar
Thread type	M6
Thickness	6.5 Mm
Tightening torque	5 N.M for 2.5...16 mm ² (AWG 14...AWG 4) 9 N.M for 25...95 mm ² (AWG 3...AWG 3/0)
Number of slots	1 slot(s) for auxiliary switch OF (plug-in) 1 slot(s) for voltage release MN or MX (plug-in)
Wire stripping length	20 Mm
Quality labels	CE
Standards	UL 489 CSA C22.2 No 5 GB 14048.2 NMX J-266 NEMA AB1 EN/IEC 60947-2 EN/IEC 60947-5-1
Colour	Grey (RAL 7016)
9 mm pitches	6
Height	137 Mm
Width	54 Mm
Depth	80 Mm
Net weight	0.669 Kg
Quantity per set	Set of 1

Environment

Product certifications	UL IEC CCC EAC CSA NOM
IP degree of protection	Front cover: IP40 conforming to IEC 60529
IK degree of protection	IK07 conforming to IEC 62262
Pollution degree	3 conforming to IEC 60947-1
Ambient air temperature for operation	-25...70 °C
Ambient air temperature for storage	-50...85 °C
Operating altitude	2000 m without derating 5000 m with derating

Offer Sustainability

Sustainable offer status	Green Premium product
REACH Regulation	 REACH Declaration
EU RoHS Directive	Compliant  EU RoHS Declaration
Mercury free	Yes
RoHS exemption information	 Yes
China RoHS Regulation	 China RoHS Declaration
Environmental Disclosure	 Product Environmental Profile

Circularity Profile	No need of specific recycling operations
WEEE	The product must be disposed on European Union markets following specific waste collection and never end up in rubbish bins

Product Life Status : **Commercialised**