

Main

Range	Compact
Range of product	NS630b...1600
Product or component type	Circuit breaker
Device short name	Compact NS800H
Device application	Distribution
Poles description	3P
Protected poles description	3t
Network type	AC
Breaking capacity code	H
Suitability for isolation	Yes conforming to IEC 60947-2
Utilisation category	Category B
Trip unit name	Micrologic 6.0
Trip unit technology	Electronic
Trip unit rating	800 A at 50 °C

Complementary




Network frequency	50/60 Hz
Control type	Toggle Rotary handle
Mounting mode	Fixed
Mounting support	Backplate
Upside connection	Front
Downside connection	Front
[In] rated current	800 A at 50 °C
[Ui] rated insulation voltage	800 V AC 50/60 Hz conforming to IEC 60947-2
[Uimp] rated impulse withstand voltage	8 KV conforming to IEC 60947-2
[Ue] rated operational voltage	690 V AC 50/60 Hz conforming to IEC 60947-2
Circuit breaker CT rating	800 A
Breaking capacity	42 KA Icu at 660/690 V AC 50/60 Hz conforming to IEC 60947-2 65 KA Icu at 440 V AC 50/60 Hz conforming to IEC 60947-2 70 KA Icu at 380/415 V AC 50/60 Hz conforming to IEC 60947-2 85 KA Icu at 220/240 V AC 50/60 Hz conforming to IEC 60947-2 50 KA Icu at 500/525 V AC 50/60 Hz conforming to IEC 60947-2
[Ics] rated service breaking capacity	30 KA at 660/690 V AC 50/60 Hz conforming to IEC 60947-2 40 KA at 500/525 V AC 50/60 Hz conforming to IEC 60947-2 50 KA at 220/240 V AC 50/60 Hz conforming to IEC 60947-2 50 KA at 380/415 V AC 50/60 Hz conforming to IEC 60947-2 50 KA at 440 V AC 50/60 Hz conforming to IEC 60947-2
Auxiliary contact composition	1 NO/NC
Mechanical durability	10000 Cycles
Electrical durability	2000 Cycles 690 V AC 50/60 Hz In conforming to IEC 60947-2 4000 Cycles 690 V AC 50/60 Hz In/2 conforming to IEC 60947-2 5000 Cycles 440 V AC 50/60 Hz In conforming to IEC 60947-2 6000 Cycles 440 V AC 50/60 Hz In/2 conforming to IEC 60947-2
Local signalling	Positive contact indication
[Icw] rated short-time withstand current	19.2 KA
Trip unit protection functions	LSIG
Protection type	Instantaneous short-circuit protection Earth fault Short time short-circuit protection Overload protection (long time)
Long time pick-up adjustment type Ir	Adjustable
Long time pick-up adjustment range	0.4...1 x In
Long time delay adjustment type	Adjustable 9 settings

[tr] long-time delay adjustment range	0.7...16.6 S 7.2 x Ir 12.5...600 S 1.5 x Ir 0.5...24 S 6 x Ir
Thermal memory	20 mn
Short-time pick-up adjustment type Isd	Adjustable 9 settings
[Isd] short-time pick-up adjustment range	1.5...10 x Ir
Short-time delay adjustment type	Adjustable
[tsd] short-time delay adjustment range	0.1...0.4 S I ² t=on 0...0.4 S I ² t=off
Instantaneous pick-up adjustment type li	Adjustable
Instantaneous pick-up adjustment range	Off 2...15 x In
Integral instant protection	40 KA
Ground-fault pick-up adjustment type	Adjustable 9 settings
[lg] ground-fault pick-up adjustment range	0.3...1 x In for In ≤ 400 A 0.2...1 x In for 400 A < In < 1250 A 500...1200 A for In ≥ 1250 A
Ground-fault time delay adjustment type -tg	Adjustable
[tg] ground-fault time delay adjustment range	0.1...0.4 S I ² t=on 0...0.4 S I ² t=off
Zone selective interlocking ZSI	With
Height	327 Mm
Width	280 Mm
Depth	147 Mm

Environment

Standards	IEC 60947-2
Product certifications	ASEFA ASTA
Power losses	15 W
IP degree of protection	IP40 conforming to IEC 60529
IK degree of protection	IK07 conforming to EN 50102
Pollution degree	3 conforming to IEC 60947
Ambient air temperature for operation	-25...70 °C
Ambient air temperature for storage	-50...85 °C

Offer Sustainability

REACH Regulation	 REACH Declaration
EU RoHS Directive	Under investigation
Mercury free	Yes
RoHS exemption information	 Yes
China RoHS Regulation	 China RoHS Declaration

Product Life Status : **Commercialised**