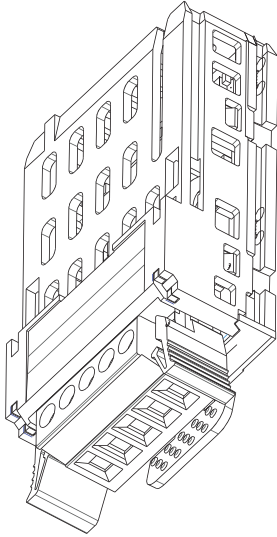




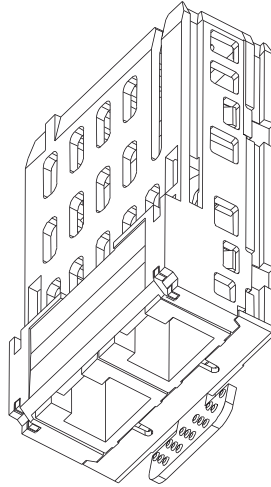
TM168

TM168 BACS
TM168 BACW
TM168 MODW

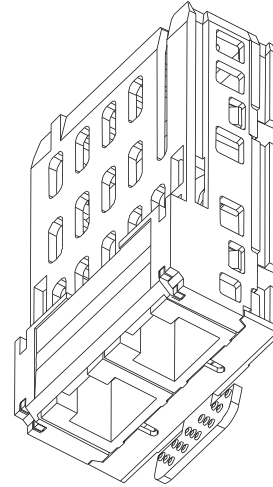
TM168 BACS



TM168 BACW



TM168 MODW



DANGER

HAZARD OF ELECTRIC SHOCK, EXPLOSION, OR ARC FLASH

- Read and understand this manual and the manuals of the controller before installing this module.
- Installation must be performed by qualified personnel.
- The user is responsible for compliance with all international and national electrical code requirements with respect to grounding of all equipment.
- Do not touch unshielded components or terminal strip screw connections with voltage present.
- Before installing the module in the controller or removing it from the controller:
 - Disconnect all power.
 - Place a "DO NOT TURN ON" label on all power disconnects.
 - Lock all power disconnects in the open position.


Failure to follow these instructions will result in death or serious injury.

Electrical ratings: 3.3–5Vdc in 70Camb


Electrical equipment should be installed, operated, serviced, and maintained only by qualified personnel. No responsibility is assumed by Schneider Electric for any consequences arising out of the use of this product.
©2012 Schneider Electric. All Rights Reserved.

TM168 BACS, TM168 BACW, TM168 MODW

INSERT




1. Place module in controller.




2. Press firmly into place.

REMOVE



1. Push back on release tab.



2. Pull module out.

S1A69438
10/2012