

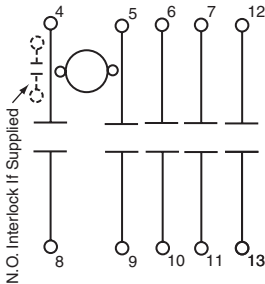


SQUARE D

CLASS 8903
TYPE S

LIGHTING CONTACTOR

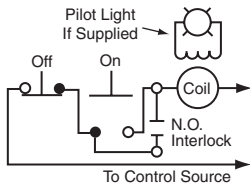
CONSTRUCTION DIAGRAM



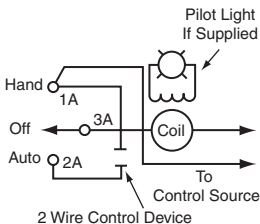
CONTROL WIRING

SEE DIAGRAMS AT RIGHT

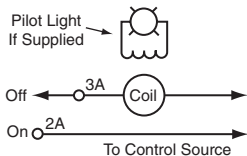
ON-OFF PUSHBUTTONS



HAND-OFF-AUTO SELECTOR SWITCH



ON-OFF SELECTOR SWITCH



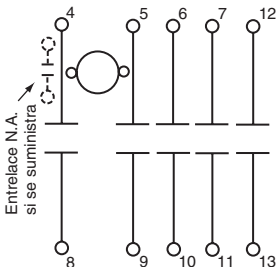


SQUARE D

CLASE 8903
TIPO S

CONTACTOR DE ALUMBRADO

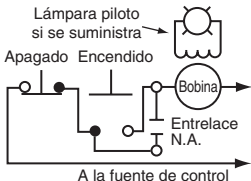
DIAGRAMA DE CONSTRUCCION



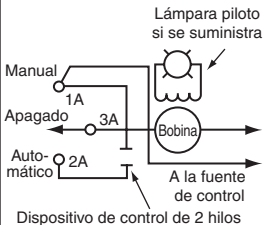
**CABLEADO DE CONTROL
CONSULTE LOS DIAGRAMAS
A LA DERECHA**

30072-004-52C

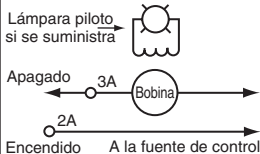
BOTONES PULSADORES ENCENDIDO-APAGADO



INTERRUPTOR SELECTOR MANUAL-APAGADO- AUTOMÁTICO



INTERRUPTOR SELECTOR ENCENDIDO-APAGADO



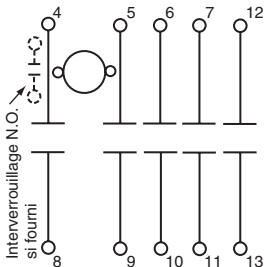


SQUARE D

CLASSE 8903
TYPE S

CONTACTEUR D'ÉCLAIRAGE

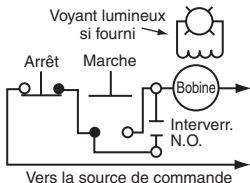
SCHÉMA DE CONSTRUCTION



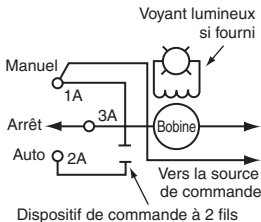
CÂBLAGE DE COMMANDE VOIR LES SCHÉMAS À DROITE

30072-004-52C

BOUTONS-POUSOIRS MARCHÉ-ARRÊT



SÉLECTEUR MANUEL-ARRÊT-AUTO



SÉLECTEUR MARCHÉ-ARRÊT

