



Ecotruxure

Power Advisor

Electrical Health Report - Summary

Power Advisor Demo

Analysis Period: 2020-02-29 to 2020-03-06

Created On
Wednesday, March 31, 2021

Site Information
Power Advisor Demo
2195 Keating Cross Rd
Saanichton, British Columbia V8M 2A5

www.se.com

Life Is  On

Schneider
Electric

Contents

Report overview

Introduction	3
--------------------	---

Analysis insights

Introduction	4
Overall score	5
Identified issues	7
Tests passed without issues	8
Disclaimer	9



Introduction

This report identifies issues in your electrical power system. These issues can affect the performance of your electrical system and your ability to correctly assess its state. Hidden electrical system issues can negatively impact your business operations.

The information in the report is intended for qualified personnel who are responsible for servicing and maintaining your electrical system. Use this information to correct the issues and improve the performance and availability of the system.

The report contains high level summary information on the issues found, including an overall assessment score for the health of the electrical system. For detailed information in the issue types and measurement level details, see the full Power Advisor Electrical Health Report.

Note

The findings in this report are based on a Power Advisor analysis of your power management system data for the analysis period. The report was prepared by one of our power system experts as a part of your Power Advisor Digital Service Plan.



Introduction

This section provides high level summary information on the issues found by Power Advisor. It includes an overview of the type and priority of the issues and their overall impact on the electrical system health.

This section contains the following topics:

Overall score

This topic shows an overall assessment score for the health of the electrical system.

Identified issues

This topic lists the issues found in the system and their individual impact on the overall assessment score.

Tests passed without issues

This topic shows the Power Advisor tests your electrical system has passed without any identified issues.



Overall score

The overall score is an assessment of the health of your electrical system. The score is a number between 100 % and 0 %. A system with few identified issues has a higher score; a system with many identified issues has a lower score. A perfect system score would be 100 %.

To determine the electrical health score, Power Advisor runs a number of tests on the power management system data. A failed test indicates a possible system issue and leads to a reduction of the overall score. The impact of a failed test on the score depends on the type of test, the type and size of load affected, and other weighting factors.

You can think of the overall score as a snapshot of the health of your electrical system based on the system status and the electrical network conditions during the analysis period.

Note

The median score shown in the following chart is calculated across all power management systems that have been analyzed by Power Advisor. It is shown as a benchmark to help you compare your overall score to that of other systems.

Analysis insights

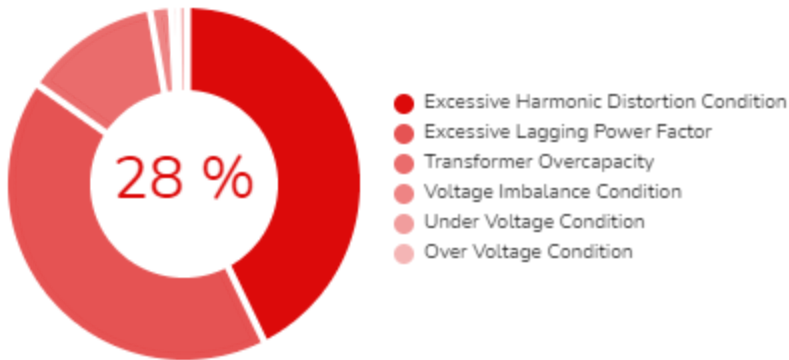
Overall score (continued)

The chart below shows your overall score compared to the median score of all other systems:

72 % Your overall score: **72 % - fair**
Median score of all other systems: **66 % - fair**



The chart below shows a breakdown of the issues that had the biggest negative impact on the overall score:










Identified issues

To determine the electrical health, Power Advisor runs a number of tests on the power management system data. A failed test indicates a possible issue with the data, the device that collected the data, or the electrical network that is being monitored.

The following table shows the possible issues identified for your system. The table is sorted by impact of the issue on the overall score, with the highest impact issue at the top.

Note

 **High priority** issues can have a high impact on the system for each affected device. We recommend that you review and investigate these issues, even if the impact on the overall electrical health score is low.

Impact	Issue Description
11.86 %	Excessive Harmonic Distortion Condition  High priority There are high levels of voltage total harmonic distortion (THDv) or current total harmonic distortion (THDi). Device affected: 3
11.63 %	Excessive Lagging Power Factor  High priority There is a very low lagging power factor. Device affected: 1
3.44 %	Transformer Overcapacity  High priority The peak load on the transformer is close to its rated capacity. Device affected: 1
0.53 %	Voltage Imbalance Condition  High priority The voltage unbalance measurements fall outside of the recommended, standard defined limits. Device affected: 1
0.17 %	Under Voltage Condition Some of the voltage measurements fall outside of the recommended, standard defined limits. Device affected: 1
0.07 %	Over Voltage Condition Some of the voltage measurements fall outside of the recommended, standard defined limits. Device affected: 1

✓ Tests passed without issues

To determine the electrical system health, Power Advisor runs a number of tests on the power management system data. The following table shows the tests your system has passed without finding any issues. The table is sorted alphabetically by test description.

Your system has passed none of the tests.

Disclaimer

The recommendations in this report are based on the information available to Power Advisor and may not consider other information that may be relevant to your situation. Please contact your Schneider Electric sales representative for a comprehensive evaluation.

Before you make any changes to the power monitoring system, make sure you have the proper training and follow all safety precautions.

This report is provided on an AS-IS basis and Schneider Electric makes no warranties or guarantees related to the accuracy, reliability or completeness of this report. Additionally, Schneider Electric makes no warranties or guarantees related to results obtained (or to be obtained) from the use of any information or recommendations contained in this report.

Your use or reliance on any information or recommendations contained in this report is solely at your own risk and this report is neither meant to be a substitute for consultation with a qualified professional nor a substitute for conducting an independent investigation. To the fullest extent permitted under applicable law, Schneider Electric expressly disclaims all warranties related to this report, either express or implied, including without limitation any warranties of fitness for a particular purpose or merchantability.

By accessing or using this report, you agree that Schneider Electric and its affiliates will have no liability to you or any other party for any actions taken or decisions made in reliance upon this report or for any direct, indirect, consequential, special or other damages even if advised of the possibility of such damages.

© 2021 Schneider Electric Industries, SAS

Make the most of your energy, Square D, PowerLogic, ION, and Modbus are registered trademarks of Schneider Electric, or its affiliates. Other marks used herein may be the properties of their respective owners.

www.se.com

Life Is  On

Schneider
 Electric