


Product Environmental Profile

ABL1R•M•••• Regulated Switch Mode Power Supply
(at the exclusion of ABL8REM24030 and ABL8REM24050)





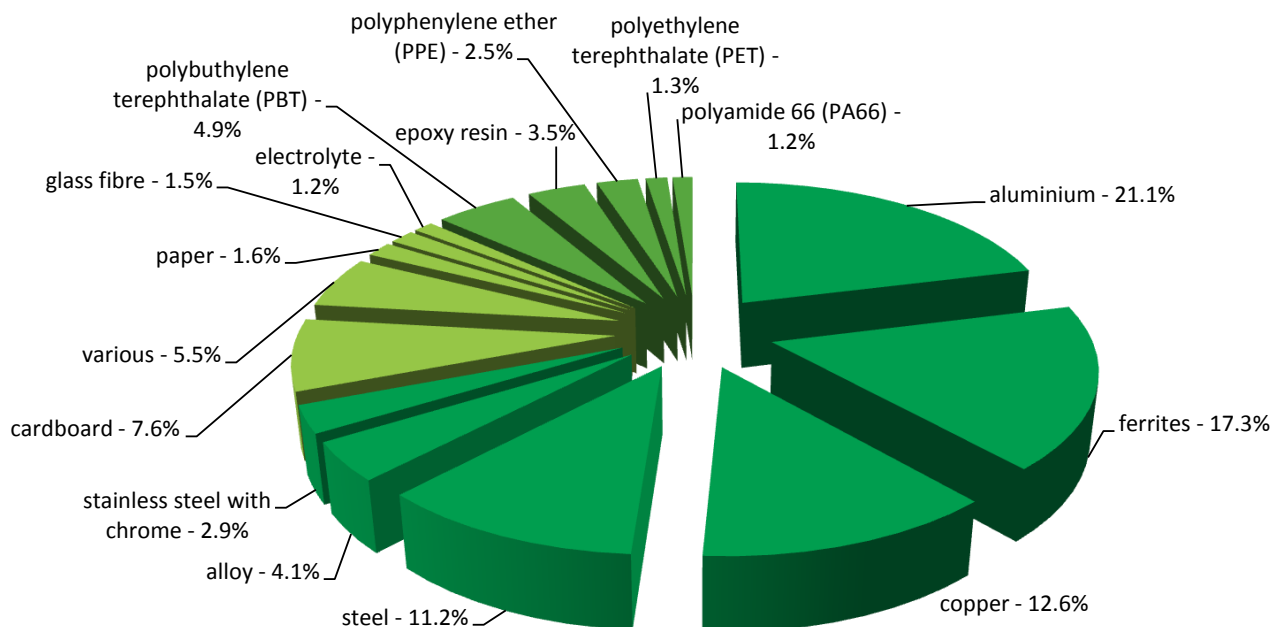
General information

Representative product	ABL1R•M•••• Regulated Switch Mode Power Supply (at the exclusion of ABL8REM24030 and ABL8REM24050) -ABL1RPM24100
Description of the product	Referent product is a regulated switch mode power supply single phase - 100..240 V input - 24 V output - 240 W
Description of the range	Product range consists in regulated switch mode power supplies ABL1REM/1RPM included in active product category, 60 to 240 W - Mounting on panel The range does not include ABL8REM24030 and ABL8REM24050 The environmental impacts of the reference product are representative of the impacts of the other products of the range which are developed with a similar technology.
Functional unit	To convert 6.96kW per day at nominal load from 100/240V AC input to Safety Extra Low Voltage DC output (from 12V to 24V) 100% active for 10 years



Constituent materials

Reference product mass	1424 g including the product, its packaging and additional elements and accessories
-------------------------------	---



Substance assessment

Products of this range are designed in conformity with the requirements of the RoHS directive (European Directive 2011/65/EU of 8 June 2011) and do not contain, or only contain in the authorised proportions, lead, mercury, cadmium, hexavalent chromium or flame retardants (polybrominated biphenyls - PBB, polybrominated diphenyl ethers - PBDE) as mentioned in the Directive

As the products of the range are designed in accordance with the RoHS Directive (European Directive 2002/95/EC of 27 January 2003), they can be incorporated without any restriction in an assembly or an installation subject to this Directive.

Details of ROHS and REACH substances information are available on the Schneider-Electric Green Premium website

<http://www2.schneider-electric.com/sites/corporate/en/products-services/green-premium/green-premium.page>

Additional environmental information

The ABL1R•M•••• Regulated Switch Mode Power Supply (at the exclusion of ABL8REM24030 and ABL8REM24050) presents the following relevant environmental aspects

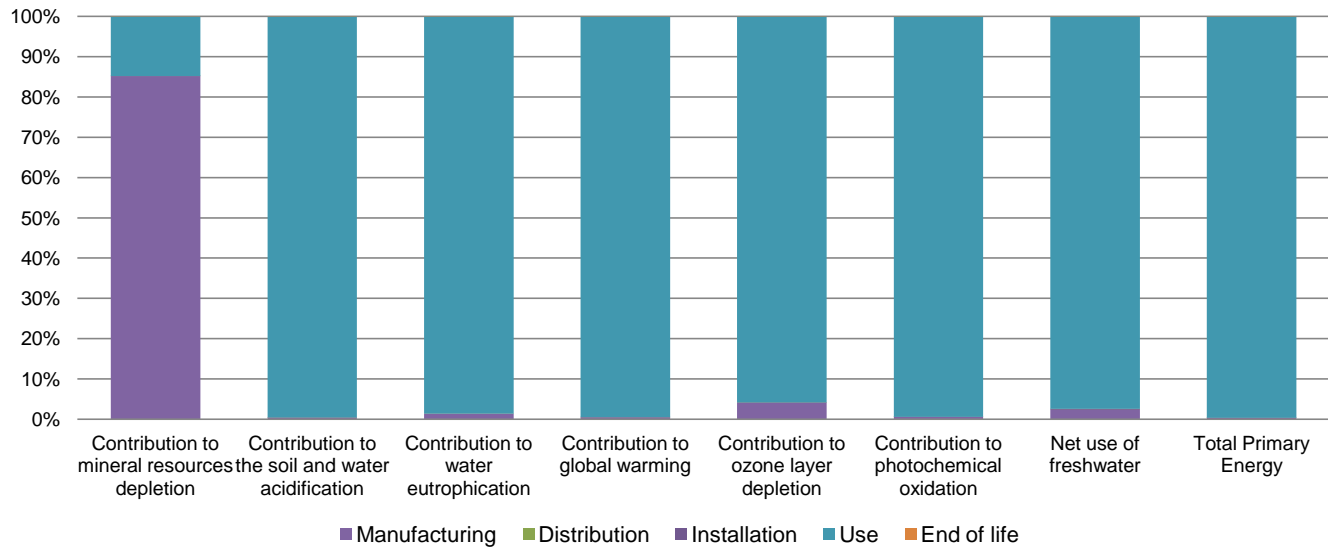
Manufacturing	Manufactured at a Schneider Electric production site ISO14001 certified
Distribution	Weight and volume of the packaging optimized, based on the European Union's packaging directive Packaging weight is 114.1 g, consisting of cardboard (95%) and paper (5%)
Use	The product does not require special maintenance operations
End of life	End of life is optimized to decrease the amount of waste and allow recovery of the product components and materials This product contains electronic cards (807g) integrating electrolytic capacitors (19g) that should be separated from the stream of waste so as to optimize end-of-life treatment The location of these components and other recommendations are given in the End of Life Instruction document which is available on the Schneider-Electric Green Premium website http://www2.schneider-electric.com/sites/corporate/en/products-services/green-premium/green-premium.page Recyclability potential: 46% Based on "ECO'DEEE recyclability and recoverability calculation method" (version V1, 20 Sep. 2008 presented to the French Agency for Environment and Energy Management: ADEME).

Environmental impacts

Reference life time	10 years			
Product category	Passive products - non-continuous operation			
Installation elements	Installation requires a manual operation in conformity of the operating manual			
Use scenario	Product dissipation is 50 W full load, loading rate is 30% and service uptime percentage is 30% The dissipated power is 50 W on active mode (at nominal output power 240W) This thermal dissipation represents less than 25% of the power which passes through the product in active mode			
Geographical representativeness	Europe			
Technological representativeness	Referent product is a regulated switch mode power supply single phase - 100..240 V input - 24 V output - 240 W			
Energy model used	Manufacturing	Installation	Use	End of life
	Energy model used: China	Electricity Mix; AC; consumption mix, at consumer; < 1kV; EU-27	Electricity Mix; AC; consumption mix, at consumer; < 1kV; EU-27	Electricity Mix; AC; consumption mix, at consumer; < 1kV; EU-27

Compulsory indicators		ABL1R•M•••• Regulated Switch Mode Power Supply (at the exclusion of ABL8REM24030 and ABL8REM24050) - ABL1RPM24100					
Impact indicators	Unit	Total	Manufacturing	Distribution	Installation	Use	End of Life
Contribution to mineral resources depletion	kg Sb eq	7,97E-04	6,79E-04	0*	0*	1,18E-04	0*
Contribution to the soil and water acidification	kg SO ₂ eq	1,96E+01	8,00E-02	0*	0*	1,96E+01	0*
Contribution to water eutrophication	kg PO ₄ ³⁻ eq	7,43E-01	9,53E-03	1,93E-04	3,13E-04	7,33E-01	3,77E-04
Contribution to global warming	kg CO ₂ eq	2,60E+03	1,35E+01	0*	0*	2,59E+03	1,20E+00
Contribution to ozone layer depletion	kg CFC11 eq	6,56E-04	2,73E-05	0*	0*	6,28E-04	0*
Contribution to photochemical oxidation	kg C ₂ H ₄ eq	9,30E-01	5,27E-03	0*	0*	9,24E-01	0*

Resources use	Unit	Total	Manufacturing	Distribution	Installation	Use	End of Life
Net use of freshwater	m3	6,92E+00	1,76E-01	0*	0*	6,75E+00	0*
Total Primary Energy	MJ	5,26E+04	1,91E+02	0*	0*	5,24E+04	0*



Optional indicators		ABL1R-M**** Regulated Switch Mode Power Supply (at the exclusion of ABL8REM24030 and ABL8REM24050) - ABL1RPM24100					
Impact indicators	Unit	Total	Manufacturing	Distribution	Installation	Use	End of Life
Contribution to fossil resources depletion	MJ	2,68E+04	1,74E+02	0*	0*	2,66E+04	2,91E+00
Contribution to air pollution	m ³	1,14E+05	2,67E+03	0*	0*	1,11E+05	2,21E+01
Contribution to water pollution	m ³	1,10E+05	1,38E+03	3,02E+01	0*	1,09E+05	5,07E+01
Resources use	Unit	Total	Manufacturing	Distribution	Installation	Use	End of Life
Use of secondary material	kg	9,39E-02	9,39E-02	0*	0*	0*	0*
Total use of renewable primary energy resources	MJ	3,76E+03	6,87E+00	0*	0*	3,75E+03	0*
Total use of non-renewable primary energy resources	MJ	4,88E+04	1,84E+02	0*	0*	4,86E+04	0*
Use of renewable primary energy excluding renewable primary energy used as raw material	MJ	3,75E+03	4,61E+00	0*	0*	3,75E+03	0*
Use of renewable primary energy resources used as raw material	MJ	2,25E+00	2,25E+00	0*	0*	0*	0*
Use of non renewable primary energy excluding non renewable primary energy used as raw material	MJ	4,88E+04	1,77E+02	0*	0*	4,86E+04	0*
Use of non renewable primary energy resources used as raw material	MJ	7,47E+00	7,47E+00	0*	0*	0*	0*
Use of non renewable secondary fuels	MJ	0,00E+00	0*	0*	0*	0*	0*
Use of renewable secondary fuels	MJ	0,00E+00	0*	0*	0*	0*	0*
Waste categories	Unit	Total	Manufacturing	Distribution	Installation	Use	End of Life
Hazardous waste disposed	kg	2,83E+01	2,53E+01	0*	1,15E-01	0*	2,84E+00
Non hazardous waste disposed	kg	9,68E+03	9,46E+00	0*	0*	9,67E+03	0*
Radioactive waste disposed	kg	7,89E+00	7,14E-03	0*	0*	7,89E+00	0*
Other environmental information	Unit	Total	Manufacturing	Distribution	Installation	Use	End of Life
Materials for recycling	kg	5,98E-01	0*	0*	0*	0*	5,98E-01
Components for reuse	kg	0,00E+00	0*	0*	0*	0*	0*
Materials for energy recovery	kg	3,31E-01	0*	0*	0*	0*	3,31E-01
Exported Energy	MJ	0,00E+00	0*	0*	0*	0*	0*

* represents less than 0.01% of the total life cycle of the reference flow

Life cycle assessment performed with EIME version EIME v5.6, database version 2016-11.

The use phase is the life cycle phase which has the greatest impact on the majority of environmental indicators (based on compulsory indicators).

To extrapolate the impact to another product from the range, apply the following extrapolation rules to each indicator per life cycle stage:

MANUFACTURING(i) = (i) referent x [0.9 x (Mass of product in g / 1310) + 0.09 x (Mass of packaging in g / 114)]

DISTRIBUTION (i) = (i) referent x [Mass of product & packaging in g / 1424]

INSTALLATION (i) = (i) referent constant

USE (i) = (i) referent x [Power dissipated in W / 50]

END OF LIFE (i) = (i) referent x [Mass of product in g / 1310]

Please note that the values given above are only valid within the context specified and cannot be used directly to draw up the environmental assessment of an installation.

Registration N°	SCHN-00202-V01.01-EN	Drafting rules	PCR-ed3-EN-2015 04 02
Verifier accreditation N°	VH10	Supplemented by	PSR-0005-ed1-2012 12 11
Date of issue	05/2017	Information and reference documents	www.pep-ecopassport.org
		Validity period	5 years
Independent verification of the declaration and data, in compliance with ISO 14025 : 2010			
Internal	External	X	
The PCR review was conducted by a panel of experts chaired by Philippe Osset (SOLINNEN)			
The elements of the present PEP cannot be compared with elements from another program.			
Document in compliance with ISO 14025 : 2010 « Environmental labels and declarations. Type III environmental declarations »			



Schneider Electric Industries SAS

Country Customer Care Center" "<http://www2.schneider-electric.com/sites/corporate/en/support/operations/local-operations/local-operations.page>

35, rue Joseph Monier

CS 30323

F- 92506 Rueil Malmaison Cedex

RCS Nanterre 954 503 439

Capital social 896 313 776 €

www.schneider-electric.com

Published by Schneider Electric

SCHN-00202-V01.01-EN

© 2017 - Schneider Electric – All rights reserved

05/2017