

# Product Environmental Profile

## SM6-36kV QM - Air insulated switchgear





## General information

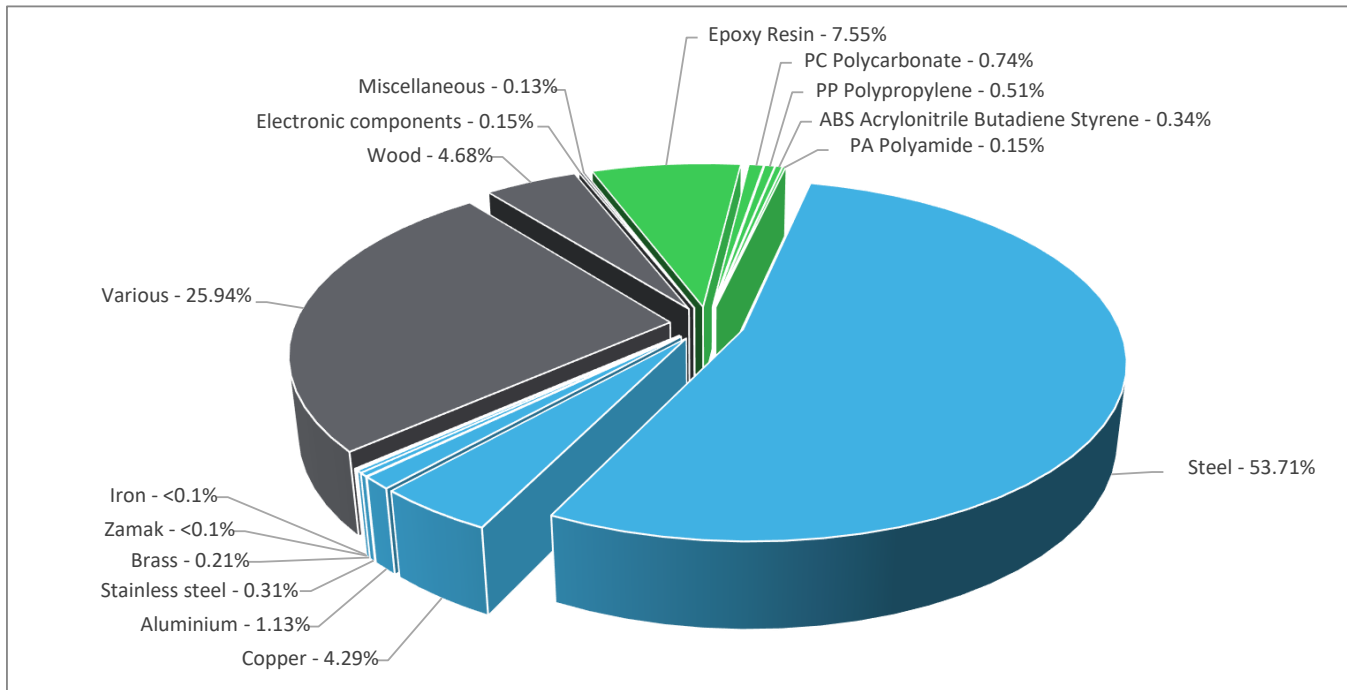
<b>Representative product</b>	SM6-36kV QM - Air insulated switchgear - SM6-36 QM
<b>Description of the product</b>	The main purpose of the SM6-36 QM is to switch and break with fuses from 1kV to 36kV
<b>Functional unit</b>	<p>Protect during 20* years the installation against overloads and short-circuits in circuit with assigned voltage (U) 36 kV and rated current (In) 630 A. This protection is ensured in accordance with the following parameters:</p> <p>U = Rated voltage (V) = 36 kV</p> <p>In = Rated current in continuous operation (A) = 630 A</p> <p>Np = Number of poles = 3</p> <p>Icn = Rated breaking capacity (A) = 20 kA</p> <p>Cd = Tripping curve</p> <p>IP = IP3x for Units in switchboard &amp; IP2X for between compartments in accordance with the standard IEC 60529</p> <p>IK = IK08 in accordance with the standard IEC 62262</p>

\*The product can last for 30 years. But, As per PSR requirement we used 20 years of RLT in PEP.



## Constituent materials

<b>Reference product mass</b>	424000 g including the product, its packaging and additional elements and accessories
-------------------------------	---



Plastics	9.3%
Metals	59.8%
Others	30.9%



## Substance assessment

Products of this range are designed in conformity with the requirements of the RoHS directive (European Directive 2011/65/EU of 2 January 2013, amended in March 2015, 2015/863/EU and in November 2017, 2017/2102/EU) and do not contain, or only contain in the authorised proportions, lead, mercury, cadmium, hexavalent chromium or flame retardants (polybrominated biphenyls - PBB, polybrominated diphenyl ethers - PBDE), Bis (2-ethylhexyl)phthalate - DEHP, Benzyl butyl phthalate - BBP, Dibutyl phthalate - DBP, Diisobutyl phthalate - DIBP) as mentioned in the Directive.

Details of ROHS and REACH substances information are available on the Schneider-Electric Green Premium website

<http://www2.schneider-electric.com/sites/corporate/en/products-services/green-premium/green-premium.page>



## Additional environmental information

The SM6-36kV QM - Air insulated switchgear presents the following relevant environmental aspects

<b>Manufacturing</b>	Manufactured at a Schneider Electric production site ISO14001 certified
<b>Distribution</b>	Weight and volume of the packaging optimized, based on the European Union's packaging directive Packaging weight is 20018.2 g, consisting of Wood (99.21%), Cardboard (0.69%), PE Polyethylene (0.08%), Paper (0.02%) Product distribution optimised by setting up local distribution centres
<b>Installation</b>	The product does not require special installation procedure and requires little to no energy to install. The disposal of the packaging materials are accounted for during the installation phase (including transport to disposal).
<b>Use</b>	The product does not require special maintenance operations.
<b>End of life</b>	End of life optimized to decrease the amount of waste and allow recovery of the product components and materials This product contains SF6 (591 g), PCBA (194 g) and Cables (443 g) that should be separated from the stream of waste so as to optimize end-of-life treatment. The location of these components and other recommendations are given in the End of Life Instruction document which is available on the Schneider-Electric Green Premium website <a href="http://www2.schneider-electric.com/sites/corporate/en/products-services/green-premium/green-premium.page">http://www2.schneider-electric.com/sites/corporate/en/products-services/green-premium/green-premium.page</a>  Recyclability potential: <b>61%</b> Based on "ECO'DEEE recyclability and recoverability calculation method" (version V1, 20 Sep. 2008 presented to the French Agency for Environment and Energy Management: ADEME).

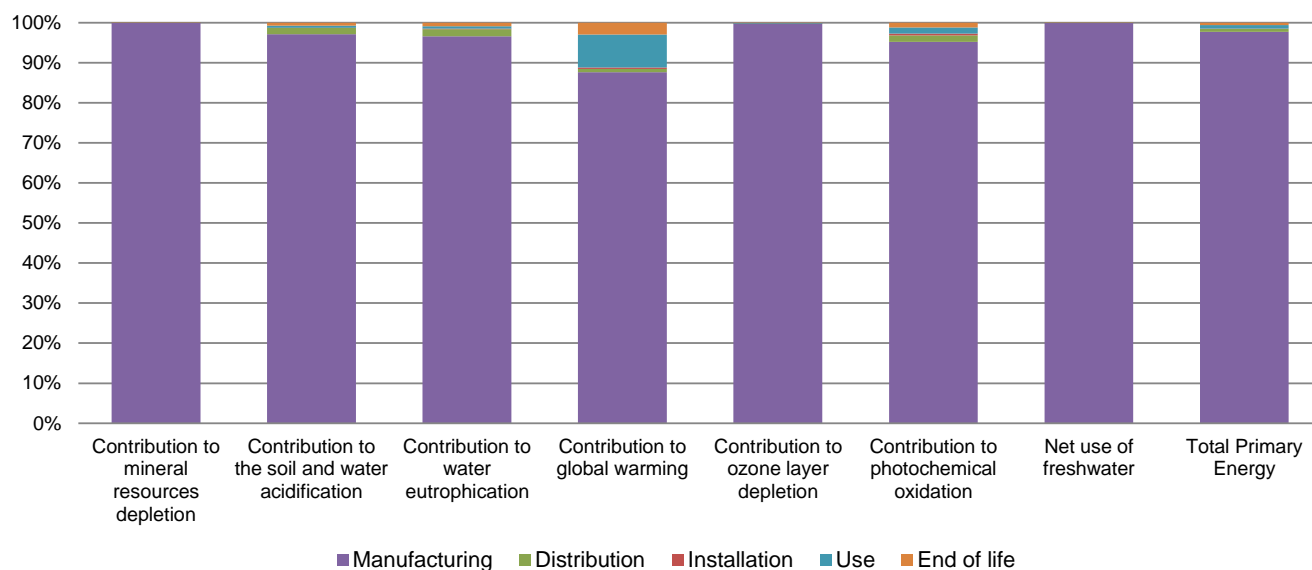


## Environmental impacts

<b>Reference life time</b>	20* years			
<b>Product category</b>	Other equipments - Passive product - continuous operation			
<b>Installation elements</b>	No special installation components need during installation phase, but transport of packaging to disposal, and disposal of packaging accounted for during installation.			
<b>Use scenario</b>	Load rate: 30% of In Use time rate: 100% of RLT Power Dissipation at 100% load rate is 9.61 W and at 30%, Load rate is 0.865 W			
<b>Geographical representativeness</b>	Turkey, Algeria and Tunisia			
<b>Technological representativeness</b>	The Modules of Technologies such as material production, manufacturing process and transport technology used in this PEP analysis (LCA-EIME in this case) are similar and representative of the actual type of technologies used to make the product in production.			
<b>Energy model used</b>	<b>Manufacturing</b>	<b>Installation</b>	<b>Use</b>	<b>End of life</b>
	Manufacturing Plant: Turkey	Electricity mix; AC; consumption mix, at consumer; 230V; TR & at consumer; 230V; TN	Electricity mix; AC; consumption mix, at consumer; 230V; TR & at consumer; 230V; TN	Electricity mix; AC; consumption mix, at consumer; 230V; TR & at consumer; 230V; TN

\*The product can last for 30 years. But, As per PSR requirement we used 20 years of RLT in PEP.

Compulsory indicators (For 20 Years)		SM6-36kV QM - Air insulated switchgear - SM6-36 QM					
Impact indicators	Unit	Total	Manufacturing	Distribution	Installation	Use	End of Life
Contribution to mineral resources depletion	kg Sb eq	7.57E-02	7.57E-02	0*	0*	0*	0*
Contribution to the soil and water acidification	kg SO <sub>2</sub> eq	1.06E+01	1.03E+01	1.67E-01	7.26E-03	4.91E-02	7.98E-02
Contribution to water eutrophication	kg PO <sub>4</sub> <sup>3-</sup> eq	2.23E+00	2.15E+00	3.84E-02	3.53E-03	1.30E-02	2.02E-02
Contribution to global warming	kg CO <sub>2</sub> eq	4.38E+03	3.84E+03	3.65E+01	1.41E+01	3.61E+02	1.29E+02
Contribution to ozone layer depletion	kg CFC11 eq	2.38E-03	2.37E-03	0*	0*	3.49E-06	1.80E-06
Contribution to photochemical oxidation	kg C <sub>2</sub> H <sub>4</sub> eq	7.29E-01	6.94E-01	1.19E-02	3.24E-03	1.12E-02	8.47E-03
Resources use	Unit	Total	Manufacturing	Distribution	Installation	Use	End of Life
Net use of freshwater	m3	1.09E+02	1.09E+02	0*	0*	4.45E-02	3.37E-02
Total Primary Energy	MJ	6.86E+04	6.70E+04	5.16E+02	1.51E+01	6.27E+02	3.96E+02



Optional indicators		SM6-36kV QM - Air insulated switchgear - SM6-36 QM					
Impact indicators	Unit	Total	Manufacturing	Distribution	Installation	Use	End of Life
Contribution to fossil resources depletion	MJ	4.59E+04	4.45E+04	5.13E+02	1.38E+01	5.18E+02	3.18E+02
Contribution to air pollution	m³	3.39E+05	3.28E+05	1.55E+03	3.32E+02	6.01E+03	3.48E+03
Contribution to water pollution	m³	6.13E+05	6.01E+05	6.00E+03	1.50E+02	2.15E+03	3.49E+03
Resources use	Unit	Total	Manufacturing	Distribution	Installation	Use	End of Life
Use of secondary material	kg	5.18E+01	5.18E+01	0*	0*	0*	0*
Total use of renewable primary energy resources	MJ	8.04E+02	7.16E+02	6.88E-01	3.15E-01	8.63E+01	4.40E-01
Total use of non-renewable primary energy resources	MJ	6.78E+04	6.63E+04	5.15E+02	1.48E+01	5.40E+02	3.95E+02
Use of renewable primary energy excluding renewable primary energy used as raw material	MJ	5.54E+02	4.66E+02	6.88E-01	3.15E-01	8.63E+01	4.40E-01
Use of renewable primary energy resources used as raw material	MJ	2.50E+02	2.50E+02	0*	0*	0*	0*
Use of non renewable primary energy excluding non renewable primary energy used as raw material	MJ	6.71E+04	6.57E+04	5.15E+02	1.48E+01	5.40E+02	3.95E+02
Use of non renewable primary energy resources used as raw material	MJ	6.43E+02	6.43E+02	0*	0*	0*	0*
Use of non renewable secondary fuels	MJ	0.00E+00	0*	0*	0*	0*	0*
Use of renewable secondary fuels	MJ	0.00E+00	0*	0*	0*	0*	0*
Waste categories	Unit	Total	Manufacturing	Distribution	Installation	Use	End of Life
Hazardous waste disposed	kg	4.80E+03	4.42E+03	0*	0*	1.08E+00	3.77E+02
Non hazardous waste disposed	kg	3.46E+02	3.28E+02	1.30E+00	1.06E+01	5.43E+00	1.21E+00
Radioactive waste disposed	kg	7.83E-01	7.78E-01	9.23E-04	3.67E-04	1.18E-03	1.91E-03
Other environmental information	Unit	Total	Manufacturing	Distribution	Installation	Use	End of Life
Materials for recycling	kg	1.85E+02	1.76E+01	0*	3.89E+00	0*	1.64E+02
Components for reuse	kg	0.00E+00	0*	0*	0*	0*	0*
Materials for energy recovery	kg	2.32E+00	0*	0*	0*	0*	2.32E+00
Exported Energy	MJ	9.09E+00	8.55E-01	0*	8.24E+00	0*	0*


\* represents less than 0.01% of the total life cycle of the reference flow

Life cycle assessment performed with EIME version EIME v5.9.3, database version 2020-12 in compliance with ISO14044.

The manufacturing phase is the life cycle phase which has the greatest impact on the majority of environmental indicators (based on compulsory indicators).

Please note that the values given above are only valid within the context specified and cannot be used directly to draw up the environmental assessment of an installation.

Registration number :	SCHN-00229-V02.01-EN	Drafting rules	PCR-ed3-EN-2015 04 02
Verifier accreditation N°	VH39	Supplemented by	PSR-0005-ed2-EN-2016 03 29
Date of issue	05/2022	Information and reference documents	<a href="http://www.pep-ecopassport.org">www.pep-ecopassport.org</a>
		Validity period	5 years
Independent verification of the declaration and data, in compliance with ISO 14025 : 2010			
Internal	External X		
The PCR review was conducted by a panel of experts chaired by Philippe Osset (SOLINNEN)			
PEP are compliant with XP C08-100-1 :2016			
The elements of the present PEP cannot be compared with elements from another program.			
Document in compliance with ISO 14025 : 2010 « Environmental labels and declarations. Type III environmental declarations »			





Schneider Electric Industries SAS

Country Customer Care Center

<http://www.schneider-electric.com/contact>

35, rue Joseph Monier

CS 30323

F- 92506 Rueil Malmaison Cedex

RCS Nanterre 954 503 439

Capital social 896 313 776 €

[www.schneider-electric.com](http://www.schneider-electric.com)

Published by Schneider Electric

SCHN-00229-V02.01-EN

© 2019 - Schneider Electric – All rights reserved

05/2022