

Product End-of-Life Instructions

Product Range: Mini Pragma

Marketing Model/Name: (List of multiple models if applicable)

MIP21112T

Purpose:

The product family must be disposed according to the legislation of the country. This document is intended for use by end of life recyclers or treatment facilities. It provides the basic information to assure an appropriate end of life treatment for the components and materials of the product.

Note :

This product family is not in the scope of EU directive 2002/96/EC, Waste Electrical and Electronic Equipment (WEEE).



Size in mm :

H x L x D in mm: 250 x 295 x 90

Weight in kg :


Between 0,371 and 1,653

Operations recommended for the end of life treatment

There are several steps to process the products at the end of life so as to recover components, materials or energy : Reuse → Separation for special treatment → Other dismantling → Shredding.


The components of the products that optimize the recycling performances are listed, identified and located hereunder.

Element of separation for special treatment:



Process of dismantling:

1) Unscrew the front face with the appropriate screwdriver





2) Detach the door from the front face





Other dismantling:

1) Unscrew the rail din from the box



2) Separate the plastic and metal part of the rail din



Recommendation	Number on drawing	Components	Weight (g)	Comment
Special treatment	1	Front Face	166	Bromide flame retardant
	2	Box	273	Bromide flame retardant
Other dismantling		Rail Din		

Schneider Electric SA

43-45, boulevard Franklin Roosevelt
F-92500 Rueil-Malmaison Cedex (France)
Tel.: +33 (0) 1 41 29 70 00
www.schneider-electric.com

The version of the Guide used to create the document: End of Life
Instruction Drafting Guide of Schneider Electric version V3

ENVEOLI111229EN

Publication date : 09/11/2011