

## ADDITION

(3)

**INERIS 06ATEX0036X/02**

(4)

**THERMAL OVERLOAD RELAY TYPE LRD \*\*L/ LR3D\*\*L**

(5)

**Made by Schneider Electric / Telemecanique**

(15) **PURPOSE OF THE ADDITION**

- The evolutions are identified in INERIS certification report DSC-16-138721-02728A.
- Extension of references
- New version of standards

The paragraph 9 of the of EC type Examination certificate INERIS 06ATEX0036X is changed by:

|  |                |
|--|----------------|
| EN 50495 July 2010                     | : SIL 1        |
| EN 61508 (parts 1 and 2) December 2001 | : SIL 1        |
| EN 60947-4-1                           | :2010+A1:2012, |
| EN 60947-5-1                           | :2004+A1:2009, |
| EN 60947-1                             | :2007+A1:2011  |

The Thermal overload relays of type LRD / LR3D (type designation for SCHNEIDER ELECTRIC) are cabled to be crossed by the current of the engine to protect. These thermal-overloads are to be used in connection with suitable contactors or without contactors to protect non-explosion-protected motors and explosion-protected motors. An overload of this current causes a rise in the consumed current which is detected by the relay by means of an overload release with current dependent delay on bimetallic basis.

Type LRD/LR3D are available on different designs for the current range 0.1 A to 37 A.

The architecture of the Thermal overload relays meets the qualitative and quantitative requirements of:

- **Annex II § 1.5** according to ATEX Directive 94/9/EC - safety device.
- **SIL 1** according to EN 61508 (parts 1 and 2) December 2001
- **SIL 1** according to EN 50495:2010.

The data of the motor manufacturer and/or the data regarding explosion protection given in the Certificate of Conformity or in the EC-type-examination Certificate for explosion protected motors of the "Increased Safety" type of protection must be taken into account.

The Thermal overload relays of type LRD/LR3D may be installed only outside potentially explosive atmospheres for the protection of explosion-protected motors. When they are used in potentially explosive atmospheres, the device must be of the type of protection required.

The Thermal overload relays of type LRD/LR3D have been tested according to suitable test conditions by:

LCIE and results are mentioned in the following certificates:

FR 659446A/A1 dated 2015-03-09 using the following standards :

EN 60947-4-1: :2009(ed.3) + A1 :2012 - tests results are defined in test report n° 129163-659446A-Cr150306

FR 659446B/A1 dated 2015-03-09 according following standards :

IEC 60947-4-1 :2009 (ed.3) + A1 :2012 - test results are defined in test report 129163-659446B-Cr150306.

VDE and results are mentioned in the following certificates :

DEI 52794 dated 2013-09-03 according following standards :

IEC 60947-1 (ed.5) ; am1

IEC 60947-4-1 (ed.3) ; am1

IEC 60947-5-1 (ed.3) ; am1

Results of tests are defined in test report 5010831-4402-0013/179355-1 up to 2.

Additional information can be download from the internet website <http://www.schneider-electric.com>

#### **PARAMETERS RELATING TO THE SAFETY**


The parameters relating to the safety are unchanged.

#### **MARKING**


The marking is modified as follows:

SCHNEIDER ELECTRIC and / or TELEMECANIQUE  
INERIS 06ATEX0036X



(Batch number including manufacturing date)

 II (2) GD  
[Ex e]

OR

 I (M2)  
[Ex e]

OR

 II (2) GD -  I (M2)  
[Ex e]

The different types of devices taken into account in this certificate are :

LRD 01 (0,1-0,16A), LRD 02 (0,16-0,25A), LRD 03 (0,25-0,40A), LRD 04 (0,40-0,63A),  
LRD 05 (0,63-1A), LRD 06 (1-1,7A), LRD 07 (1,6-2,5A), LRD 08 (2,5-4A), LRD 10 (4-6A),  
LRD 12 (5,5-8A), LRD 14 (7-10A), LRD 16 (9-13A), LRD 21 (12-18A), LRD 22 (16-24A),  
LRD 32 (23-32A), LRD 35 (30-38A).

LR3D 01 (0,1-0,16A), LR3D 02 (0,16-0,25A), LR3D 03 (0,25-0,40A), LR3D 04 (0,40-0,63A), LR3D 05 (0,63-1A), LR3D 06 (1-1,7A), LR3D 07 (1,6-2,5A), LR3D 08 (2,5-4A), LR3D 10 (4-6A), LR3D 12 (5,5-8A), LR3D 14 (7-10A), LR3D 16 (9-13A), LR3D 21 (12-18A), LR3D 22 (16-24A), LR3D 32 (23-32A), LR3D 35 (30-38A).

LRD04L, LRD05L, LRD06L, LRD07L, LRD08L, LRD10L, LRD12L, LRD14L, LRD16L, LRD21L, LRD22L, LRD32L

LR3D04L, LR3D05L, LR3D06L, LR3D07L, LR3D08L, LR3D10L, LR3D12L, LR3D14L, LR3D16L, LR3D21L, LR3D22L, LR3D32L

LRD04L6, LRD05L6, LRD06L6, LRD07L6, LRD08L6, LRD10L6, LRD12L6, LRD14L6, LRD16L6, LRD21L6, LRD22L6, LRD32L6

LR3D04L6, LR3D05L6, LR3D06L6, LR3D07L6, LR3D08L6, LR3D10L6, LR3D12L6, LR3D14L6, LR3D16L6, LR3D21L6, LR3D22L6, LR3D32L6

(\*) The information " Batch number including manufacturing date " are not clearly mentioned on the product, because they are available through the specific marking " DATAMATRIX ZONE".

The paragraphs 15 and 16 of the of EC type Examination certificate INERIS 06ATEX0036X are remains valid.

Marking may be carried out in the language of the country of use.

The protective system or equipment has also to carry the marking normally stipulated by its construction standards.

#### **ROUTINE EXAMINATIONS AND TESTS**

The routine examinations and tests are unchanged.

#### **(16) DESCRIPTIVE DOCUMENTS**

Following descriptive documents hereafter contains the information and technical information related to LRD/ LR3D products lines are :

- |   |                |
|---|----------------|
| - Descriptive notice                                  | signed on 2015 |
| - Instruction notice                                  | signed on 2015 |
| - INERIS certification report of LRD/LR3D n° : 138721 | signed on 2016 |

(17) **SPECIAL CONDITIONS FOR SAFE USE**

The special conditions for safe use are unchanged.

(18) **ESSENTIAL SAFETY AND HEALTH REQUIREMENTS**

The respect of the Essential Health and Safety Requirements is modified as follows:

- Conformity to the standards quoted in clause (15).
- All provisions adopted by the manufacturer and defined in the descriptive documents.

Verneuil-en-Halatte, 2015.03.15



A handwritten signature in black ink, appearing to be "D Charpentier".

The Chief Executive Officer of INERIS  
By delegation

**Dominique CHARPENTIER**  
Responsable Pôle Certification  
Certification Division, Manager