

IEC SYSTEM FOR MUTUAL RECOGNITION OF TEST CERTIFICATES FOR ELECTRICAL EQUIPMENT (IECEE) CB SCHEME

CB TEST CERTIFICATE

Product

Adaptable residual current unit

Name and address of the applicant

SCHNEIDER ELECTRIC INDUSTRIES SAS
31 rue Pierre Mendes France, Eybens
38050 GRENOBLE Cedex 9
FRANCE

Name and address of the manufacturer

SCHNEIDER ELECTRIC INDUSTRIES SAS
31 rue Pierre Mendes France, Eybens
38050 GRENOBLE Cedex 9
FRANCE

Name and address of the factory

Sté. Française GARDY (SFG Chalon)
Z.I. des Blettrys
71530 CHAMPFORGEUIL
FRANCE

Note: When more than one factory, please report on page 2

 Additional Information on page 2

Ratings and principal characteristics

Residual current units associated to the circuit-breakers of series iC60a, iC60N, iC60H, iC60L
See Annex

Trademark (if any)



Customer's Testing Facility (CTF) Stage used

CTF2

Model / Type Ref.

Quick-Vigi iC60
References : See Annex

Additional information (if necessary may also be reported on page 2)

Supersedes CBTC 651812C dated 18/07/2014. Addition of product references

 Additional Information on page 2


A sample of the product was tested and found to be in conformity with

IEC 61009-1:2010(ed.3) +A1:2012 +A2:2013
IEC 61009-2-1:1991(ed.1)

As shown in the Test Report Ref. No. which forms part of this Certificate

104440-607091, 104440-607091/1 to 104440-607091/7,
125453-651812 to 125453-651812/10, 150532-709177,
150532-709177/1

This CB Test Certificate is issued by the National Certification Body

LCIE – Laboratoire Central des Industries Electriques
33, avenue du Général Leclerc – BP8
FR 92 266 Fontenay aux Roses Cedex
www.lcie.fr

Date: 21/02/2018

Signature: **Jean-François BRUEL**
Certification Officer


ANNEX

References, ratings and main characteristics

Generic Reference	Poles	Rating In (A)	Ue (V)	IΔn (mA)	Product type
QV iC60 25A 2P 10mA AC	2P	25A	230V/415V	10mA	AC
QV iC60 25A 2P 30mA AC	2P	25A	230V/240V	30mA	AC
QV iC60 40A 2P 30mA AC	2P	40A	230V/240V	30mA	AC
QV iC60 25A 3P 30mA AC	3P	25A	400V/415V	30mA	AC
QV iC60 25A 3P 30mA AC V230	3P	25A	230V/240V	30mA	AC
QV iC60 40A 3P 30mA AC	3P	40A	400V/415V	30mA	AC
QV iC60 25A 4P 30mA AC	4P	25A	400V/415V	30mA	AC
QV iC60 25A 4P 30mA AC V230	4P	25A	230V/240V	30mA	AC
QV iC60 40A 4P 30mA AC	4P	40A	400V/415V	30mA	AC
QV iC60 25A 2P 100mA AC	2P	25A	230V/415V	100mA	AC
QV iC60 25A 4P 100mA AC	4P	25A	400V/415V	100mA	AC
QV iC60 25A 2P 300mA AC	2P	25A	230V/415V	300mA	AC
QV iC60 40A 2P 300mA AC	2P	40A	230V/415V	300mA	AC
QV iC60 25A 3P 300mA AC	3P	25A	400V/415V	300mA	AC
QV iC60 40A 3P 300mA AC	3P	40A	400V/415V	300mA	AC
QV iC60 25A 4P 300mA AC	4P	25A	400V/415V	300mA	AC
QV iC60 40A 4P 300mA AC	4P	40A	400V/415V	300mA	AC
QV iC60 25A 2P 500mA AC	2P	25A	230V/415V	500mA	AC
QV iC60 40A 2P 500mA AC	2P	40A	230V/415V	500mA	AC
QV iC60 25A 3P 500mA AC	3P	25A	400V/415V	500mA	AC
QV iC60 40A 3P 500mA AC	3P	40A	400V/415V	500mA	AC
QV iC60 25A 4P 500mA AC	4P	25A	400V/415V	500mA	AC
QV iC60 40A 4P 500mA AC	4P	40A	400V/415V	500mA	AC
QV iC60 25A 2P 30mA A	2P	25A	230V/240V	30mA	A
QV iC60 25A 3P 30mA A	3P	25A	400V/415V	30mA	A
QV iC60 25A 4P 30mA A	4P	25A	400V/415V	30mA	A
QV iC60 25A 2P 100mA A	2P	25A	230V/415V	100mA	A
QV iC60 25A 3P 100mA A	3P	25A	400V/415V	100mA	A
QV iC60 25A 4P 100mA A	4P	25A	400V/415V	100mA	A
QV iC60 25A 2P 300mA A	2P	25A	230V/415V	300mA	A
QV iC60 25A 3P 300mA A	3P	25A	400V/415V	300mA	A
QV iC60 25A 4P 300mA A	4P	25A	400V/415V	300mA	A
QV iC60 25A 2P 500mA A	2P	25A	230V/415V	500mA	A
QV iC60 25A 3P 500mA A	3P	25A	400V/415V	500mA	A
QV iC60 25A 4P 500mA A	4P	25A	400V/415V	500mA	A
QV iC60 25A 2P 10mA Asi	2P	25A	230V/415V	10mA	A-si
QV iC60 25A 2P 30mA Asi	2P	25A	230V/240V	30mA	A-si
QV iC60 40A 2P 30mA Asi	2P	40A	230V/240V	30mA	A-si
QV iC60 25A 3P 30mA Asi	3P	25A	400V/415V	30mA	A-si
QV iC60 40A 3P 30mA Asi	3P	40A	400V/415V	30mA	A-si
QV iC60 25A 4P 30mA Asi	4P	25A	400V/415V	30mA	A-si
QV iC60 40A 4P 30mA Asi	4P	40A	400V/415V	30mA	A-si



LCIE – Laboratoire Central des Industries Electriques
33, avenue du Général Leclerc – BP8
FR 92 266 Fontenay aux Roses Cedex
www.lcie.fr



Date: 21/02/2018

Signature: **Jean-François BRUEL**
Certification Officer

ANNEX (end)
Series Vigi iC60 : associated with circuit-breakers iC60a, iC60N, iC60H, iC60L series


Product	Number of poles	Icn (kA)	Instantaneous tripping current	In (A)
iC60a	2, 3, 4	4,5	C, D	C : 0.5, 1, 2, 3, 4, 6, 10, 13, 16, 20, 25, 32, 40 D : 0.5, 1, 2, 3, 4, 6, 10, 13, 16, 20, 25, 32, 40
iC60N	1+N, 2, 3, 4	6	B, C, D	B : 0.5, 1, 2, 3, 4, 6, 10, 13, 16, 20, 25, 32, 40 C : 0.5, 1, 2, 3, 4, 6, 10, 13, 16, 20, 25, 32, 40 D : 0.5, 1, 2, 3, 4, 6, 10, 13, 16, 20, 25, 32, 40
iC60H	2, 3, 4	10	B, C, D	B : 0.5, 1, 2, 3, 4, 6, 10, 13, 16, 20, 25, 32, 40 C : 0.5, 1, 2, 3, 4, 6, 10, 13, 16, 20, 25, 32, 40 D : 0.5, 1, 2, 3, 4, 6, 10, 13, 16, 20, 25, 32, 40
iC60L	2, 3, 4	15	B, C	B : 0.5, 1, 2, 3, 4, 6, 10, 13, 16, 20, 25, 32, 40 C : 0.5, 1, 2, 3, 4, 6, 10, 13, 16, 20, 25, 32, 40

CHARACTERISTICS

Rated current	25 A, 40 A
Rated voltage - IEC, EN	2P : 230/240 V, 230/415 V 3P : 230/240 V, 400/415 V 4P : 230/240 V, 400/415 V
Rated frequency (Hz) / Nature of supply	50 Hz / AC
Rated residual operating current $I\Delta n$ (mA)	10 mA, 30 mA, 100 mA, 300 mA, 500 mA
Protection type (instantaneous)	AC, A, A-si,
Number of poles	2P, 3P, 4P
Number of protected poles	All
Rated insulation voltage U_i (V)	500 V
Rated impulse withstand voltage U_{imp} (V)	4 000 V
Reference ambient calibration temperature	30 °C
Utilisation range temperature	-5°C/40°C for AC ; -25°C/40°C for A, A-si
Rated Short-circuit capacity I_{cn} (A)	4 500 A (iC60a), 6 000 A (iC60N), 10 000 A (iC60H), 15 000 A (iC60L)
Rated residual capacity $I\Delta m$ (A)	500 A
Energy limiting class (I^2t)	Class 3 with iC60a curve C Class 3 with iC60N curve B, C Class 3 with iC60H curve B, C
Grid distance for Short Circuit test	iC60a : 0,5A~40A: 35 mm iC60N : 0,5A~40A: 45 mm iC60H : 0,5A~25A: 55 mm / 32A~40A: 65 mm iC60L : 0,5A~25A: 55 mm / 32A~40A: 100 mm
Protection against external influences	enclosed
Protection degree	IP20
Material group	II
Method of mounting	Panel/ distribution board ; on rail
Type of terminal	Pillar
Nominal diameter of thread	5,0mm (25A) ; 6,5mm (40A)
Operating mean	Lever



LCIE – Laboratoire Central des Industries Electriques
33, avenue du Général Leclerc – BP8
FR 92 266 Fontenay aux Roses Cedex
www.lcie.fr



Date: 21/02/2018

 Signature: **Jean-François BRUEL**
Certification Officer