

IEC SYSTEM FOR MUTUAL RECOGNITION OF TEST CERTIFICATES FOR ELECTRICAL EQUIPMENT (IECEE) CB SCHEME

CB TEST CERTIFICATE

Product

Residual current operated circuit-breakers with integral overcurrent protection (RCBO's)

Name and address of the applicant

SCHNEIDER ELECTRIC INDUSTRIES SAS
31 rue Pierre Mendès France, Eybens
38050 GRENOBLE Cedex 9 - France

Name and address of the manufacturer

SCHNEIDER ELECTRIC INDUSTRIES SAS
31 rue Pierre Mendès France, Eybens
38050 GRENOBLE Cedex 9 - France

Name and address of the factory

SCHNEIDER ELECTRIC ESPANA SA
Camino Barranquet 57
46133 MELIANA VALENCIA - Espana*Note: When more than one factory, please report on page 2* Additional Information on page 2

Ratings and principal characteristics

Icn 6 000 A, See Annex

Trademark (if any)



Customer's Testing Facility (CTF) Stage used

CTF2

Model / Type Ref.

iDPN N Vigi series
References: See Annex

Additional information (if necessary may also be reported on page 2)

Supersedes CBTC FR_700440 dated 13/06/2017 : additional test results in test reports

 Additional Information on page 2


A sample of the product was tested and found to be in conformity with

IEC 61009-1:2010(ed.3) +A1:2012 +A2:2013
IEC 61009-2-1:1991(ed.1)

As shown in the Test Report Ref. No. which forms part of this Certificate

GS43/17 – M1 (including GS../16 – M1 Test Reports listed therein)

This CB Test Certificate is issued by the National Certification Body

LCIE – Laboratoire Central des Industries Electriques
33, avenue du Général Leclerc – BP8
FR 92 266 Fontenay aux Roses Cedex
www.lcie.fr

Date: 16/05/2019

Signature: **Jean-François BRUEL**
Certification Officer


ANNEX

REFERENCES, RATINGS AND MAIN CHARACTERISTICS

Reference	Curve	In (A)	IΔn (mA)	Type	Reference	Curve	In (A)	IΔn (mA)	Type
iDPNN-C4AC30R	C	4	30	AC	iDPNN-C16A100	C	16	100	A
iDPNN-C6AC30R	C	6	30	AC	iDPNN-C20A100	C	20	100	A
iDPNN-C10AC30R	C	10	30	AC	iDPNN-C25A100	C	25	100	A
iDPNN-C13AC30R	C	13	30	AC	iDPNN-C32A100	C	32	100	A
iDPNN-C16AC30R	C	16	30	AC	iDPNN-C40A100	C	40	100	A
iDPNN-C20AC30R	C	20	30	AC	iDPNN-C10A10	C	10	10	A
iDPNN-C25AC30R	C	25	30	AC	iDPNN-C13A10	C	13	10	A
iDPNN-C32AC30R	C	32	30	AC	iDPNN-C16A10	C	16	10	A
iDPNN-C40AC30R	C	40	30	AC	iDPNN-C4ASI30R	C	4	30	A-SI
iDPNN-C4A30R	C	4	30	A	iDPNN-C6ASI30R	C	6	30	A-SI
iDPNN-C6A30R	C	6	30	A	iDPNN-C10ASI30R	C	10	30	A-SI
iDPNN-C10A30R	C	10	30	A	iDPNN-C13ASI30R	C	13	30	A-SI
iDPNN-C13A30R	C	13	30	A	iDPNN-C16ASI30R	C	16	30	A-SI
iDPNN-C16A30R	C	16	30	A	iDPNN-C20ASI30R	C	20	30	A-SI
iDPNN-C20A30R	C	20	30	A	iDPNN-C25ASI30R	C	25	30	A-SI
iDPNN-C25A30R	C	25	30	A	iDPNN-C32ASI30R	C	32	30	A-SI
iDPNN-C32A30R	C	32	30	A	iDPNN-C40ASI30R	C	40	30	A-SI
iDPNN-C40A30R	C	40	30	A	iDPNN-C4ASI300	C	4	300	A-SI
iDPNN-C4A300	C	4	300	A	iDPNN-C6ASI300	C	6	300	A-SI
iDPNN-C6A300	C	6	300	A	iDPNN-C10ASI300	C	10	300	A-SI
iDPNN-C10A300	C	10	300	A	iDPNN-C13ASI300	C	13	300	A-SI
iDPNN-C13A300	C	13	300	A	iDPNN-C16ASI300	C	16	300	A-SI
iDPNN-C16A300	C	16	300	A	iDPNN-C20ASI300	C	20	300	A-SI
iDPNN-C20A300	C	20	300	A	iDPNN-C25ASI300	C	25	300	A-SI
iDPNN-C25A300	C	25	300	A	iDPNN-C32ASI300	C	32	300	A-SI
iDPNN-C32A300	C	32	300	A	iDPNN-C40ASI300	C	40	300	A-SI
iDPNN-C40A300	C	40	300	A	iDPNN-C4ASI100	C	4	100	A-SI
iDPNN-C4AC300	C	4	300	AC	iDPNN-C6ASI100	C	6	100	A-SI
iDPNN-C6AC300	C	6	300	AC	iDPNN-C10ASI100	C	10	100	A-SI
iDPNN-C10AC300	C	10	300	AC	iDPNN-C13ASI100	C	13	100	A-SI
iDPNN-C13AC300	C	13	300	AC	iDPNN-C16ASI100	C	16	100	A-SI
iDPNN-C16AC300	C	16	300	AC	iDPNN-C20ASI100	C	20	100	A-SI
iDPNN-C20AC300	C	20	300	AC	iDPNN-C25ASI100	C	25	100	A-SI
iDPNN-C25AC300	C	25	300	AC	iDPNN-C32ASI100	C	32	100	A-SI
iDPNN-C32AC300	C	32	300	AC	iDPNN-C40ASI100	C	40	100	A-SI
iDPNN-C40AC300	C	40	300	AC	iDPNN-C6AG30R	C	6	30	A-G
iDPNN-C4A100	C	4	100	A	iDPNN-C10AG30R	C	10	30	A-G
iDPNN-C6A100	C	6	100	A	iDPNN-C13AG30R	C	13	30	A-G
iDPNN-C10A100	C	10	100	A	iDPNN-C16AG30R	C	16	30	A-G
iDPNN-C13A100	C	13	100	A					



LCIE – Laboratoire Central des Industries Electriques
 33, avenue du Général Leclerc – BP8
 FR 92 266 Fontenay aux Roses Cedex
www.lcie.fr



Date: 16/05/2019


Signature: **Jean-François Bruel**
 Certification Officer

ANNEX

Reference	Curve	In (A)	IΔn (mA)	Type	Reference	Curve	In (A)	IΔn (mA)	Type
iDPNN-C6AG100	C	6	100	A-G	iDPNN-B16AC300	B	16	300	AC
iDPNN-C10AG100	C	10	100	A-G	iDPNN-B20AC300	B	20	300	AC
iDPNN-C13AG100	C	13	100	A-G	iDPNN-B25AC300	B	25	300	AC
iDPNN-C16AG100	C	16	100	A-G	iDPNN-B32AC300	B	32	300	AC
iDPNN-B4AC30R	B	4	30	AC	iDPNN-B40AC300	B	40	300	AC
iDPNN-B6AC30R	B	6	30	AC	iDPNN-B4A100	B	4	100	A
iDPNN-B10AC30R	B	10	30	AC	iDPNN-B6A100	B	6	100	A
iDPNN-B13AC30R	B	13	30	AC	iDPNN-B10A100	B	10	100	A
iDPNN-B16AC30R	B	16	30	AC	iDPNN-B13A100	B	13	100	A
iDPNN-B20AC30R	B	20	30	AC	iDPNN-B16A100	B	16	100	A
iDPNN-B25AC30R	B	25	30	AC	iDPNN-B20A100	B	20	100	A
iDPNN-B32AC30R	B	32	30	AC	iDPNN-B25A100	B	25	100	A
iDPNN-B40AC30R	B	40	30	AC	iDPNN-B32A100	B	32	100	A
iDPNN-B4A30R	B	4	30	A	iDPNN-B40A100	B	40	100	A
iDPNN-B6A30R	B	6	30	A	iDPNN-B4A300	B	4	300	A
iDPNN-B10A30R	B	10	30	A	iDPNN-B6A300	B	6	300	A
iDPNN-B13A30R	B	13	30	A	iDPNN-B10A300	B	10	300	A
iDPNN-B16A30R	B	16	30	A	iDPNN-B13A300	B	13	300	A
iDPNN-B20A30R	B	20	30	A	iDPNN-B16A300	B	16	300	A
iDPNN-B25A30R	B	25	30	A	iDPNN-B20A300	B	20	300	A
iDPNN-B32A30R	B	32	30	A	iDPNN-B25A300	B	25	300	A
iDPNN-B40A30R	B	40	30	A	iDPNN-B32A300	B	32	300	A
iDPNN-B4AC300	B	4	300	AC	iDPNN-B40A300	B	40	300	A
iDPNN-B6AC300	B	6	300	AC	iDPNN-B10A10	B	10	10	A
iDPNN-B10AC300	B	10	300	AC	iDPNN-B13A10	B	13	10	A
iDPNN-B13AC300	B	13	300	AC	iDPNN-B16A10	B	16	10	A



LCIE – Laboratoire Central des Industries Electriques
 33, avenue du Général Leclerc – BP8
 FR 92 266 Fontenay aux Roses Cedex
www.lcie.fr



Date: 16/05/2019

Signature: **Jean-François BRUEL**
 Certification Officer

ANNEX

Independent on line voltage :	yes
Rated voltage U_e : (V)	230
Rated current I_n : (A)	See above table
Rated frequency : (Hz)	50
Rated residual operating current $I_{\Delta n}$: (A)	See above table
Type :	See above table
Temporisation :	without
Nature of supply :	~
Total number of poles :	1P+N
Number of protected poles :	1
Rated insulation voltage U_i : (V)	400
Rated impulse withstand voltage U_{imp} : (V)	4 000
Instantaneous tripping current :	See above table
Reference ambient calibration air temperature : ($^{\circ}\text{C}$)	30 $^{\circ}\text{C}$
Utilisation range temperature : ($^{\circ}\text{C}$)	-25 to +40 $^{\circ}\text{C}$ (type A, Asi, A-G) -5 $^{\circ}\text{C}$ /+40 $^{\circ}\text{C}$ (type AC)
Rated short-circuit capacity I_{cn} : (A)	6 000
Rated residual making and breaking capacity $I_{\Delta m}$: (A)	500
Energy limiting class (I^2t) :	3
Grid distance (short-circuit tests) :	35 mm
Protection against external influences :	enclosed
Protection degree :	IP20
Material group:	II
Method of mounting :	Panel board / distribution board
Method of electrical connection	
not associated with the mechanical-mounting	Yes
Type of terminals :	Pillar terminals
Nominal diameter of thread : (mm)	4,2
Operating means :	lever

For more information relating to the ratings and the main characteristics please refer to the CB Test Report: GS43/17 – M1



LCIE – Laboratoire Central des Industries Electriques
33, avenue du Général Leclerc – BP8
FR 92 266 Fontenay aux Roses Cedex
www.lcie.fr



Date: 16/05/2019

Signature: **Jean-François BRUEL**
Certification Officer