

July 2, 2010

Test report number 100134962CRT-001b
Project number 100134962-311

Schneider Electric Asia Pacific Limited
13/F, East Wing, Warwick House
Tai Koo Place
979 King's Road
Quarry Bay, Hong Kong

TEST:

Electrical performance testing of a cabling configuration to the requirements of ANSI/TIA-568-C.2 for Category 6 channel.

STANDARD USED:

ANSI/TIA-568-C.2-2009: Balanced Twisted-Pair Telecommunications Cabling and Components Standards, dated August 2009

SECTION:

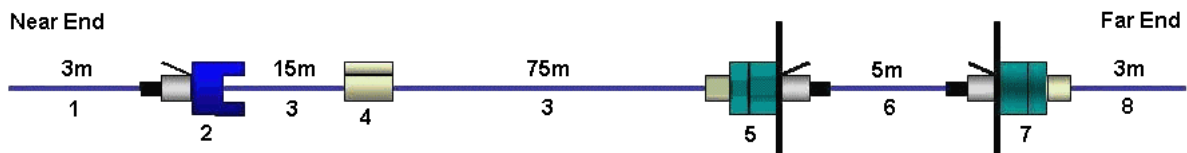
6.2: Channel transmission performance (6.2.1 to 6.2.26)

AUTHORIZATION:

The project was authorized by Mr. Ken Kwan, representing the client, Schneider Electric Asia Pacific Limited, with signed quotation number 500215401.

SAMPLE DESCRIPTION:

The client supplied a 4-connector channel as illustrated below. The sample was received on July 1, 2010 and was in good condition.



Component Id	Manufacturer	Description	Part number
1,8	Schneider Electric	Equipment Cord	ACTPC6UBCM30BU
2	Schneider Electric	Wall Outlet	VDIB17766UWE
3	Schneider Electric	Horizontal Cable	ACT4P6UCM3RBBU
4	Schneider Electric	110 Block	K110N50PCC
5,7	Schneider Electric	Patch Panel	ACTPP6U24NSS
6	Schneider Electric	Equipment Cord	ACTPC6UBCM50BU





EQUIPMENT LIST:

The following equipment was employed in conducting the tests.

<u>Equipment used</u>	<u>Model number</u>	<u>Control number</u>	<u>Calibration date</u>	<u>Calibration due date</u>
HP Automatic Cable Test System	46152A	E307	3/1/2010	3/1/2011

DATE OF TEST:

July 2, 2010

TEST REPORT REVISION HISTORY:

First Issue: July 2, 2010 Original Document

RESULTS: See appendix A for the test results.

CONCLUSION:

The channel cabling configuration, as previously described and supplied by the client, was tested in accordance with the standard referred to on page 1, and did comply with the indicated applicable transmission requirements. The testing was performed at Intertek located in Cortland, New York.

The procedures and requirements were taken from the standard referred to on page 1.

Reviewed and Approved By:

Antoine Pelletier
Engineer
Global Cabling Products Testing

John Cash
Technician
Global Cabling Products Testing

Kathy Heath
Program Coordinator
Global Cabling Products Testing



Appendix A
Test results

This appendix contains 42 pages.



Low Frequency Report

Client	Schneider Electric	Project No	100134962CRT-001b
Specification	TIA-568-C2 - Cat 6 Channel		
Part No	ACT4P6UCM3RBBU	Length(m)	100.
Test Started	7/2/2010 9:49:36 AM	Temperature	20 °C
Description	4 Connector Channel	Appendix	A
Operator Name	John Cash	Test Status	Complies

DC Resistance (Ohms)				
Blue	Orange	Green	Brown	Limit (Ohms)
7.5202	7.3541	7.6254	7.3697	
7.4959	7.3555	7.6330	7.3711	

Resistance Unbalanced (%)				
Blue	Orange	Green	Brown	Limit (%)
0.16	0.01	0.05	0.01	3.00

Resistance Unbalanced Pair-Pair (%)						
Blue - Orange	Blue - Green	Blue - Brown	Orange - Green	Orange - Brown	Green - Brown	Limit (%)
1.03	0.80	0.92	1.83	0.11	1.73	

DC Loop Resistance (Ohms)				
Blue	Orange	Green	Brown	Limit (Ohms)
15.0190	14.7140	15.2620	14.7440	25.0000



Attenuation (Near End)

Client	Schneider Electric	Project No	100134962CRT-001b
Specification	TIA-568-C2 - Cat 6 Channel		
Part No	ACT4P6UCM3RBBU	Length(m)	100.
Test Started	7/2/2010 9:49:36 AM	Temperature	20 °C
Description	4 Connector Channel	Appendix	A
Operator Name	John Cash	Test Status	Complies

Attenuation Near End (dB)				
Frequency	Blue	Orange	Green	Brown
0.772	-1.61	-1.55	-1.59	-1.49
1.	-1.84	-1.81	-1.82	-1.72
4.	-3.70	-3.65	-3.68	-3.56
8.	-5.26	-5.19	-5.24	-5.10
10.	-5.90	-5.82	-5.88	-5.73
16.	-7.49	-7.38	-7.48	-7.31
20.	-8.39	-8.27	-8.38	-8.21
25.	-9.43	-9.28	-9.42	-9.21
31.25	-10.59	-10.42	-10.58	-10.38
62.5	-15.28	-15.01	-15.23	-14.97
100.	-19.45	-19.04	-19.48	-19.08
150.	-24.08	-23.58	-24.24	-23.63
155.	-24.51	-23.99	-24.62	-24.05
200.	-27.99	-27.55	-28.38	-27.62
250.	-31.55	-30.97	-31.98	-31.03



Near End Cross Talk (Near End)

Client	Schneider Electric	Project No	100134962CRT-001b
Specification	TIA-568-C2 - Cat 6 Channel		
Part No	ACT4P6UCM3RBBU	Length(m)	100.
Test Started	7/2/2010 9:49:36 AM	Temperature	20 °C
Description	4 Connector Channel	Appendix	A
Operator Name	John Cash	Test Status	Complies

NEXT Near End (dB)						
Frequency	Blue - Orange	Blue - Green	Blue - Brown	Orange - Green	Orange - Brown	Green - Brown
0.772	-86.65	-93.66	-87.80	-86.93	-90.41	-88.29
1.	-88.87	-93.15	-87.23	-87.18	-95.35	-86.99
4.	-70.66	-87.49	-91.41	-73.14	-92.86	-73.79
8.	-69.15	-102.27	-77.52	-67.30	-80.77	-67.99
10.	-65.85	-75.31	-85.09	-66.69	-77.85	-68.22
16.	-63.29	-77.82	-79.52	-61.66	-86.04	-62.52
20.	-64.02	-76.95	-81.63	-59.76	-86.21	-61.85
25.	-61.54	-75.40	-69.86	-62.72	-77.05	-60.60
31.25	-57.67	-70.48	-76.20	-60.36	-71.19	-58.80
62.5	-56.75	-75.03	-70.93	-51.34	-65.26	-55.58
100.	-53.82	-60.75	-58.99	-49.62	-70.96	-51.42
150.	-50.21	-54.34	-59.59	-47.98	-61.62	-48.80
155.	-49.37	-59.89	-55.65	-47.67	-60.72	-55.72
200.	-50.75	-50.29	-56.11	-51.67	-87.80	-47.98
250.	-45.08	-48.00	-52.88	-48.02	-55.87	-45.58



Near End Cross Talk (Far End)

Client	Schneider Electric	Project No	100134962CRT-001b
Specification	TIA-568-C2 - Cat 6 Channel		
Part No	ACT4P6UCM3RBBU	Length(m)	100.
Test Started	7/2/2010 9:49:36 AM	Temperature	20 °C
Description	4 Connector Channel	Appendix	A
Operator Name	John Cash	Test Status	Complies

NEXT Far End (dB)						
Frequency	Blue - Orange	Blue - Green	Blue - Brown	Orange - Green	Orange - Brown	Green - Brown
0.772	-86.92	-99.33	-87.77	-85.68	-95.78	-91.41
1.	-85.74	-98.37	-86.40	-83.64	-92.06	-88.20
4.	-74.86	-86.43	-82.15	-81.05	-88.51	-78.26
8.	-71.75	-77.51	-82.61	-77.30	-80.17	-73.41
10.	-73.41	-74.47	-86.20	-69.69	-81.87	-76.36
16.	-69.37	-72.57	-70.98	-70.94	-85.37	-67.77
20.	-74.65	-71.29	-67.66	-70.38	-88.07	-72.36
25.	-75.07	-71.39	-65.19	-77.16	-85.86	-74.92
31.25	-67.96	-66.89	-79.57	-67.31	-70.53	-66.73
62.5	-75.26	-62.25	-57.02	-67.74	-74.41	-64.78
100.	-67.37	-58.09	-56.81	-61.76	-66.78	-57.43
150.	-63.58	-54.50	-61.19	-67.31	-57.87	-60.63
155.	-62.19	-53.00	-56.26	-67.93	-58.45	-58.04
200.	-56.83	-51.82	-49.50	-64.35	-51.60	-53.29
250.	-55.98	-44.76	-56.51	-55.51	-54.28	-48.05



NEXT Power Sum (Near End)

Client	Schneider Electric	Project No	100134962CRT-001b
Specification	TIA-568-C2 - Cat 6 Channel		
Part No	ACT4P6UCM3RBBU	Length(m)	100.
Test Started	7/2/2010 9:49:36 AM	Temperature	20 °C
Description	4 Connector Channel	Appendix	A
Operator Name	John Cash	Test Status	Complies

PS NEXT Near End (dB)				
Frequency	Blue	Orange	Green	Brown
0.772	-83.49	-82.83	-83.92	-83.79
1.	-84.30	-84.32	-83.53	-83.52
4.	-70.51	-68.67	-70.33	-73.59
8.	-68.53	-65.00	-64.61	-67.32
10.	-65.31	-63.04	-64.03	-67.66
16.	-63.04	-59.37	-59.00	-62.41
20.	-63.71	-58.35	-57.62	-61.75
25.	-60.79	-59.00	-58.43	-60.02
31.25	-57.39	-55.67	-56.33	-58.47
62.5	-56.52	-50.11	-49.94	-55.02
100.	-52.04	-48.20	-47.22	-50.68
150.	-48.44	-45.82	-44.83	-48.24
155.	-48.15	-45.30	-46.82	-52.04
200.	-46.94	-48.17	-44.92	-47.35
250.	-42.84	-43.06	-42.27	-44.51



NEXT Power Sum (Far End)

Client	Schneider Electric	Project No	100134962CRT-001b
Specification	TIA-568-C2 - Cat 6 Channel		
Part No	ACT4P6UCM3RBBU	Length(m)	100.
Test Started	7/2/2010 9:49:36 AM	Temperature	20 °C
Description	4 Connector Channel	Appendix	A
Operator Name	John Cash	Test Status	Complies

PS NEXT Far End (dB)				
Frequency	Blue	Orange	Green	Brown
0.772	-84.01	-82.97	-84.47	-85.63
1.	-82.91	-81.14	-82.22	-83.39
4.	-73.84	-73.67	-75.78	-76.40
8.	-70.36	-70.13	-70.83	-71.99
10.	-70.75	-67.91	-67.78	-74.67
16.	-65.96	-66.91	-65.14	-65.95
20.	-65.51	-68.93	-65.73	-65.83
25.	-63.90	-72.17	-68.55	-64.44
31.25	-64.14	-63.46	-62.15	-65.01
62.5	-55.82	-66.23	-59.58	-56.27
100.	-54.18	-59.75	-53.95	-53.87
150.	-53.22	-56.43	-53.36	-54.86
155.	-50.97	-56.58	-51.69	-52.68
200.	-47.02	-50.28	-49.34	-46.41
250.	-44.18	-50.43	-42.85	-46.65



Attenuation to Cross Talk Ratio (Near End)

Client	Schneider Electric	Project No	100134962CRT-001b
Specification	TIA-568-C2 - Cat 6 Channel		
Part No	ACT4P6UCM3RBBU	Length(m)	100.
Test Started	7/2/2010 9:49:36 AM	Temperature	20 °C
Description	4 Connector Channel	Appendix	A
Operator Name	John Cash	Test Status	Complies

ACR Near End (dB)						
Frequency	Blue - Orange	Blue - Green	Blue - Brown	Orange - Green	Orange - Brown	Green - Brown
0.772	85.10	92.07	86.32	85.35	88.92	86.81
1.	87.06	91.33	85.52	85.36	93.63	85.27
4.	67.01	83.81	87.85	69.46	89.29	70.22
8.	63.96	97.02	72.41	62.06	75.67	62.89
10.	60.03	69.43	79.35	60.80	72.12	62.48
16.	55.91	70.34	72.21	54.19	78.73	55.21
20.	55.74	68.56	73.42	51.37	78.00	53.64
25.	52.26	65.99	60.64	53.31	67.83	51.39
31.25	47.25	59.89	65.82	49.78	60.81	48.42
62.5	41.75	59.80	55.96	36.11	50.29	40.61
100.	34.78	41.27	39.91	30.15	51.88	32.34
150.	26.62	30.10	35.96	23.74	37.98	25.16
155.	25.38	35.27	31.60	23.05	36.68	31.67
200.	23.20	21.91	28.49	23.29	60.18	20.36
250.	14.11	16.03	21.85	16.04	24.85	14.55



Attenuation to Cross Talk Ratio (Far End)

Client	Schneider Electric	Project No	100134962CRT-001b
Specification	TIA-568-C2 - Cat 6 Channel		
Part No	ACT4P6UCM3RBBU	Length(m)	100.
Test Started	7/2/2010 9:49:36 AM	Temperature	20 °C
Description	4 Connector Channel	Appendix	A
Operator Name	John Cash	Test Status	Complies

ACR Far End (dB)						
Frequency	Blue - Orange	Blue - Green	Blue - Brown	Orange - Green	Orange - Brown	Green - Brown
0.772	85.39	97.74	86.28	84.09	94.30	89.93
1.	83.97	96.56	84.68	81.82	90.35	86.49
4.	71.24	82.75	78.59	77.37	84.94	74.70
8.	66.59	72.26	77.52	72.06	75.08	68.32
10.	67.62	68.59	80.48	63.81	76.14	70.63
16.	62.02	65.10	63.67	63.47	78.05	60.46
20.	66.40	62.90	59.44	61.99	79.85	64.14
25.	65.81	61.96	55.97	67.74	76.64	65.69
31.25	57.54	56.31	69.19	56.73	60.14	56.34
62.5	60.32	47.03	42.12	52.52	59.51	49.88
100.	48.31	38.58	37.72	42.25	47.70	38.34
150.	39.95	30.29	37.54	43.10	34.22	36.98
155.	38.16	28.40	32.16	43.33	34.36	33.94
200.	29.36	23.42	21.92	35.95	24.02	25.71
250.	25.06	12.74	25.49	23.50	23.27	17.03



Power Sum ACR (Near End)

Client	Schneider Electric	Project No	100134962CRT-001b
Specification	TIA-568-C2 - Cat 6 Channel		
Part No	ACT4P6UCM3RBBU	Length(m)	100.
Test Started	7/2/2010 9:49:36 AM	Temperature	20 °C
Description	4 Connector Channel	Appendix	A
Operator Name	John Cash	Test Status	Complies

PS ACR Near End (dB)				
Frequency	Blue	Orange	Green	Brown
0.772	81.87	81.28	82.34	82.31
1.	82.46	82.51	81.72	81.80
4.	66.81	65.03	66.64	70.02
8.	63.27	59.81	59.37	62.22
10.	59.41	57.22	58.15	61.93
16.	55.55	51.99	51.53	55.10
20.	55.32	50.08	49.23	53.54
25.	51.36	49.72	49.02	50.81
31.25	46.80	45.25	45.75	48.09
62.5	41.24	35.10	34.71	40.05
100.	32.59	29.16	27.74	31.60
150.	24.37	22.24	20.58	24.61
155.	23.63	21.31	22.20	27.99
200.	18.95	20.62	16.54	19.73
250.	11.29	12.09	10.29	13.48



Power Sum ACR (Far End)

Client	Schneider Electric	Project No	100134962CRT-001b
Specification	TIA-568-C2 - Cat 6 Channel		
Part No	ACT4P6UCM3RBBU	Length(m)	100.
Test Started	7/2/2010 9:49:36 AM	Temperature	20 °C
Description	4 Connector Channel	Appendix	A
Operator Name	John Cash	Test Status	Complies

PS ACR Far End (dB)				
Frequency	Blue	Orange	Green	Brown
0.772	82.40	81.43	82.88	84.15
1.	81.07	79.36	80.40	81.68
4.	70.14	70.04	72.10	72.84
8.	65.11	64.97	65.58	66.90
10.	64.86	62.13	61.90	68.95
16.	58.48	59.56	57.67	58.64
20.	57.11	60.68	57.34	57.61
25.	54.46	62.90	59.13	55.21
31.25	53.54	53.04	51.56	54.62
62.5	40.58	51.29	44.36	41.37
100.	34.72	40.68	34.44	34.78
150.	29.10	32.80	29.15	31.21
155.	26.44	32.54	27.10	28.59
200.	18.97	22.82	20.94	18.84
250.	12.59	19.51	10.83	15.63



FEXT (Near End)

Client	Schneider Electric	Project No	100134962CRT-001b
Specification	TIA-568-C2 - Cat 6 Channel		
Part No	ACT4P6UCM3RBBU	Length(m)	100.
Test Started	7/2/2010 9:49:36 AM	Temperature	20 °C
Description	4 Connector Channel	Appendix	A
Operator Name	John Cash	Test Status	Complies

FEXT Near End (dB)						
Frequency	Blue - Orange	Blue - Green	Blue - Brown	Orange - Blue	Orange - Green	Orange - Brown
0.772	-81.88	-107.31	-84.66	-81.56	-78.42	-84.71
1.	-80.55	-99.62	-82.23	-80.36	-77.39	-81.91
4.	-70.27	-84.16	-73.26	-70.05	-67.26	-72.98
8.	-66.65	-76.58	-69.40	-65.98	-63.28	-68.46
10.	-65.27	-74.90	-68.68	-65.71	-63.81	-67.01
16.	-64.22	-71.57	-68.63	-64.77	-67.05	-65.27
20.	-64.54	-69.63	-68.62	-64.18	-72.97	-64.39
25.	-66.47	-68.17	-67.99	-65.23	-70.40	-63.90
31.25	-69.03	-65.23	-65.12	-67.60	-61.00	-63.78
62.5	-60.97	-62.82	-65.46	-60.53	-68.24	-69.60
100.	-65.41	-63.47	-59.56	-66.18	-61.86	-72.46
150.	-63.06	-59.96	-66.39	-62.60	-64.99	-63.08
155.	-63.13	-58.87	-68.46	-62.56	-64.05	-62.55
200.	-70.95	-59.18	-63.78	-69.68	-63.73	-67.00
250.	-66.83	-64.49	-70.76	-67.81	-64.07	-73.71



FEXT (Near End)

Client	Schneider Electric	Project No	100134962CRT-001b
Specification	TIA-568-C2 - Cat 6 Channel		
Part No	ACT4P6UCM3RBBU	Length(m)	100.
Test Started	7/2/2010 9:49:36 AM	Temperature	20 °C
Description	4 Connector Channel	Appendix	A
Operator Name	John Cash	Test Status	Complies

FEXT Near End (dB)						
Frequency	Green - Blue	Green - Orange	Green - Brown	Brown - Blue	Brown - Orange	Brown - Green
0.772	-93.74	-78.74	-89.30	-82.90	-85.92	-90.87
1.	-95.72	-77.68	-87.74	-82.34	-84.18	-89.25
4.	-87.01	-67.29	-79.03	-73.77	-72.81	-79.28
8.	-83.53	-63.93	-75.54	-70.92	-68.53	-73.08
10.	-77.71	-63.10	-73.66	-68.90	-67.05	-75.81
16.	-73.53	-65.56	-74.81	-68.09	-65.14	-77.73
20.	-70.62	-73.64	-74.16	-69.01	-64.17	-72.77
25.	-68.73	-70.38	-73.40	-67.60	-63.55	-70.60
31.25	-66.76	-61.04	-70.81	-65.39	-63.68	-69.13
62.5	-61.44	-67.28	-69.37	-65.60	-68.74	-72.93
100.	-62.41	-61.59	-66.80	-60.78	-72.12	-64.04
150.	-60.17	-69.09	-68.53	-64.73	-63.76	-75.65
155.	-59.16	-63.82	-69.62	-66.65	-63.29	-68.80
200.	-59.00	-62.28	-64.52	-63.85	-69.20	-69.89
250.	-73.25	-62.20	-83.55	-73.74	-71.96	-65.35



ELFEXT/ACRF (Near End)

Client	Schneider Electric	Project No	100134962CRT-001b
Specification	TIA-568-C2 - Cat 6 Channel		
Part No	ACT4P6UCM3RBBU	Length(m)	100.
Test Started	7/2/2010 9:49:36 AM	Temperature	20 °C
Description	4 Connector Channel	Appendix	A
Operator Name	John Cash	Test Status	Complies

ELFEXT/ACRF Near End (dB)						
Frequency	Blue - Orange	Blue - Green	Blue - Brown	Orange - Blue	Orange - Green	Orange - Brown
0.772	-80.33	-105.72	-83.17	-79.94	-76.84	-83.22
1.	-78.74	-97.80	-80.51	-78.52	-75.57	-80.19
4.	-66.62	-80.47	-69.70	-66.35	-63.58	-69.42
8.	-61.46	-71.34	-64.29	-60.72	-58.03	-63.35
10.	-59.45	-69.01	-62.95	-59.81	-57.92	-61.28
16.	-56.84	-64.09	-61.32	-57.28	-59.58	-57.96
20.	-56.26	-61.24	-60.41	-55.79	-64.59	-56.18
25.	-57.19	-58.76	-58.77	-55.81	-60.99	-54.68
31.25	-58.61	-54.65	-54.74	-57.01	-50.41	-53.40
62.5	-45.96	-47.59	-50.49	-45.24	-53.01	-54.63
100.	-46.37	-43.99	-40.48	-46.73	-42.39	-53.39
150.	-39.48	-35.72	-42.75	-38.52	-40.74	-39.45
155.	-39.14	-34.25	-44.41	-38.05	-39.43	-38.51
200.	-43.40	-30.80	-36.16	-41.69	-35.35	-39.38
250.	-35.86	-32.52	-39.73	-36.26	-32.09	-42.68



ELFEXT/ACRF (Near End)

Client	Schneider Electric	Project No	100134962CRT-001b
Specification	TIA-568-C2 - Cat 6 Channel		
Part No	ACT4P6UCM3RBBU	Length(m)	100.
Test Started	7/2/2010 9:49:36 AM	Temperature	20 °C
Description	4 Connector Channel	Appendix	A
Operator Name	John Cash	Test Status	Complies

ELFEXT/ACRF Near End (dB)						
Frequency	Green - Blue	Green - Orange	Green - Brown	Brown - Blue	Brown - Orange	Brown - Green
0.772	-92.13	-77.19	-87.81	-81.29	-84.36	-89.28
1.	-93.87	-75.87	-86.03	-80.50	-82.37	-87.43
4.	-83.31	-63.64	-75.46	-70.07	-69.16	-75.60
8.	-78.27	-58.75	-70.44	-65.66	-63.34	-67.84
10.	-71.81	-57.28	-67.92	-63.00	-61.23	-69.92
16.	-66.04	-58.18	-67.50	-60.60	-57.76	-70.25
20.	-62.23	-65.37	-65.95	-60.62	-55.89	-64.39
25.	-59.30	-61.10	-64.19	-58.18	-54.27	-61.18
31.25	-56.17	-50.62	-60.43	-54.80	-53.26	-58.55
62.5	-46.16	-52.27	-54.40	-50.31	-53.73	-57.70
100.	-42.97	-42.55	-47.72	-41.34	-53.08	-44.57
150.	-36.09	-45.50	-44.90	-40.65	-40.18	-51.40
155.	-34.64	-39.83	-45.58	-42.13	-39.30	-44.18
200.	-31.01	-34.72	-36.90	-35.86	-41.65	-41.51
250.	-41.70	-31.22	-52.52	-42.19	-40.98	-33.38



Power Sum ELFEXT/PSACRF (Near End)

Client	Schneider Electric	Project No	100134962CRT-001b
Specification	TIA-568-C2 - Cat 6 Channel		
Part No	ACT4P6UCM3RBBU	Length(m)	100.
Test Started	7/2/2010 9:49:36 AM	Temperature	20 °C
Description	4 Connector Channel	Appendix	A
Operator Name	John Cash	Test Status	Complies

PS ELFEXT/PSACRF Near End (dB)				
Frequency	Blue	Orange	Green	Brown
0.772	-78.41	-74.51	-76.64	-79.20
1.	-76.37	-72.85	-75.39	-77.91
4.	-64.68	-61.07	-63.28	-66.18
8.	-59.26	-55.44	-58.36	-60.57
10.	-57.43	-54.72	-56.72	-58.80
16.	-54.84	-53.44	-57.01	-55.89
20.	-53.84	-52.71	-59.35	-54.29
25.	-53.27	-51.70	-56.25	-52.32
31.25	-50.77	-48.16	-49.08	-50.38
62.5	-42.65	-44.40	-44.68	-48.40
100.	-37.90	-41.19	-38.83	-39.81
150.	-33.54	-35.08	-34.87	-37.42
155.	-32.64	-34.24	-32.98	-36.83
200.	-29.69	-33.81	-28.19	-34.35
250.	-30.35	-31.24	-29.86	-32.98



Return Loss (Near End)

Client	Schneider Electric	Project No	100134962CRT-001b
Specification	TIA-568-C2 - Cat 6 Channel		
Part No	ACT4P6UCM3RBBU	Length(m)	100.
Test Started	7/2/2010 9:49:36 AM	Temperature	20 °C
Description	4 Connector Channel	Appendix	A
Operator Name	John Cash	Test Status	Complies

Return Loss (dB)				
Frequency	Blue	Orange	Green	Brown
0.772	-43.12	-41.46	-51.88	-36.60
1.	-34.87	-34.49	-38.71	-33.50
4.	-41.07	-42.72	-34.17	-39.80
8.	-36.12	-34.55	-32.10	-31.67
10.	-34.83	-31.43	-34.60	-27.15
16.	-30.71	-30.13	-42.66	-23.13
20.	-30.31	-28.44	-55.51	-23.80
25.	-29.84	-30.24	-40.01	-27.61
31.25	-49.47	-41.18	-47.49	-43.31
62.5	-29.77	-31.07	-39.81	-35.14
100.	-35.48	-47.30	-37.78	-36.53
150.	-54.75	-40.99	-29.45	-42.04
155.	-31.02	-45.39	-52.88	-27.84
200.	-65.48	-28.84	-28.72	-32.64
250.	-32.96	-51.03	-40.32	-33.15



Return Loss (Far End)

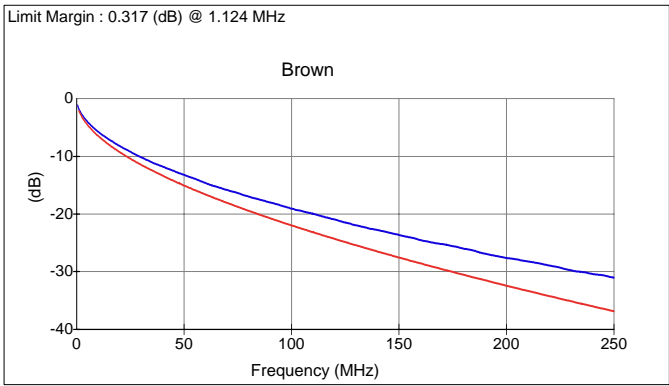
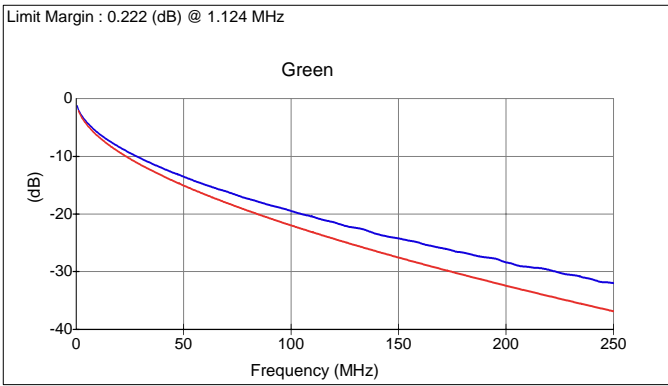
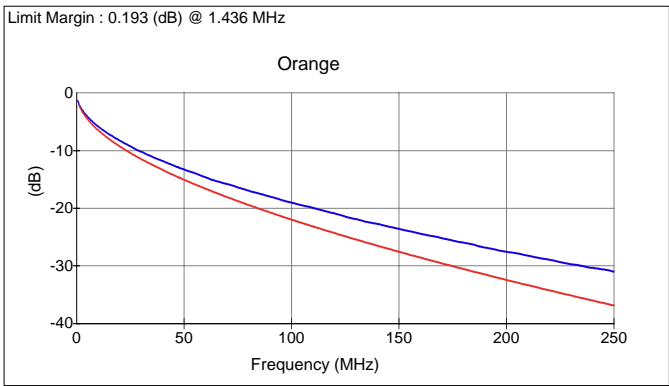
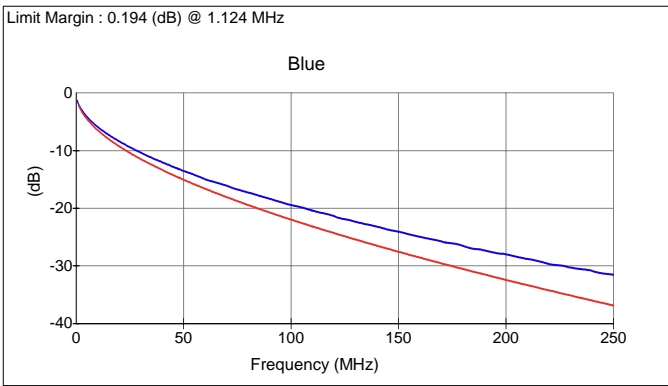
Client	Schneider Electric	Project No	100134962CRT-001b
Specification	TIA-568-C2 - Cat 6 Channel		
Part No	ACT4P6UCM3RBBU	Length(m)	100.
Test Started	7/2/2010 9:49:36 AM	Temperature	20 °C
Description	4 Connector Channel	Appendix	A
Operator Name	John Cash	Test Status	Complies

Return Loss (dB)				
Frequency	Blue	Orange	Green	Brown
0.772	-42.86	-54.27	-49.29	-41.75
1.	-35.63	-40.63	-37.52	-36.03
4.	-32.34	-31.21	-34.20	-35.16
8.	-34.20	-36.90	-49.27	-35.69
10.	-36.77	-47.62	-44.01	-39.68
16.	-52.96	-54.21	-40.83	-30.25
20.	-42.41	-37.62	-37.17	-30.30
25.	-46.38	-47.00	-37.54	-30.29
31.25	-56.43	-33.00	-52.76	-28.02
62.5	-29.18	-24.75	-44.43	-23.70
100.	-37.55	-48.43	-31.81	-39.11
150.	-45.47	-55.39	-26.01	-67.06
155.	-29.44	-39.29	-34.55	-41.42
200.	-24.36	-27.14	-28.95	-27.55
250.	-34.63	-36.35	-21.91	-32.90



Attenuation (Near End)

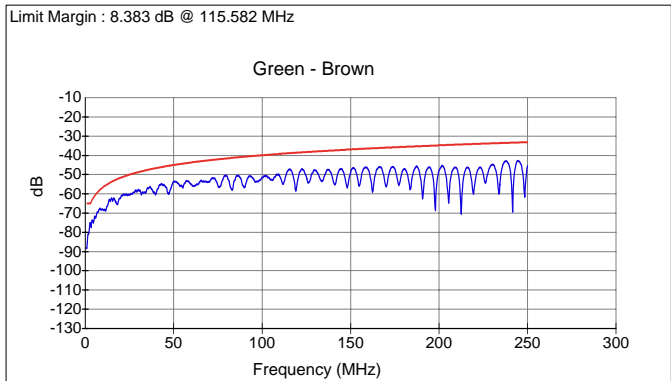
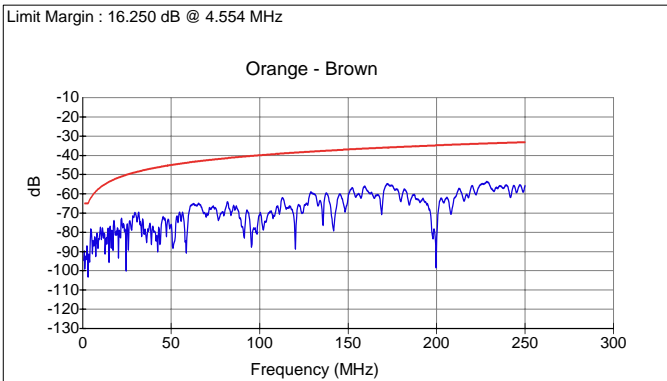
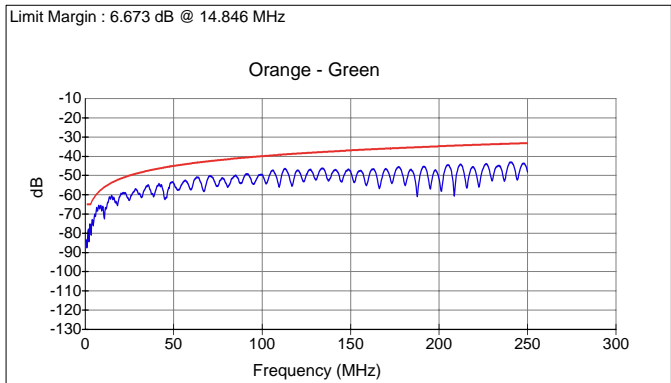
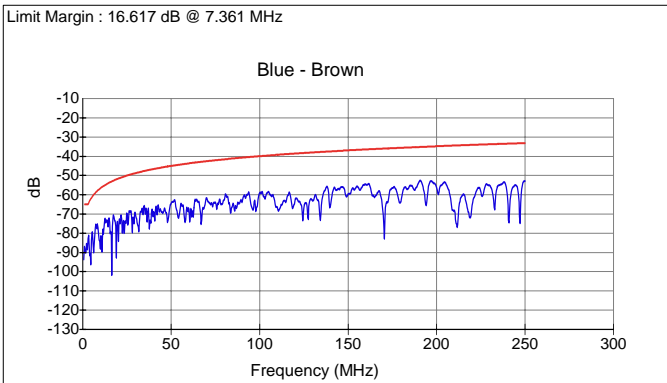
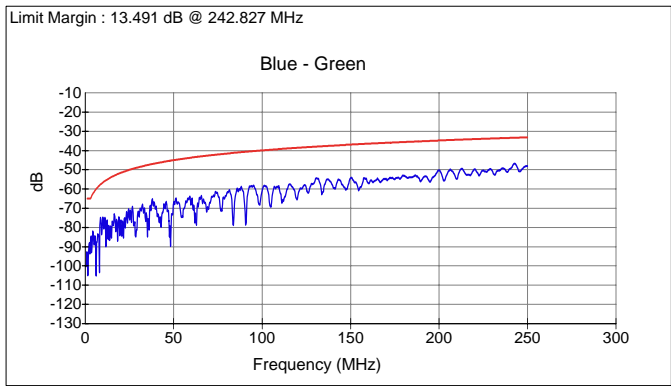
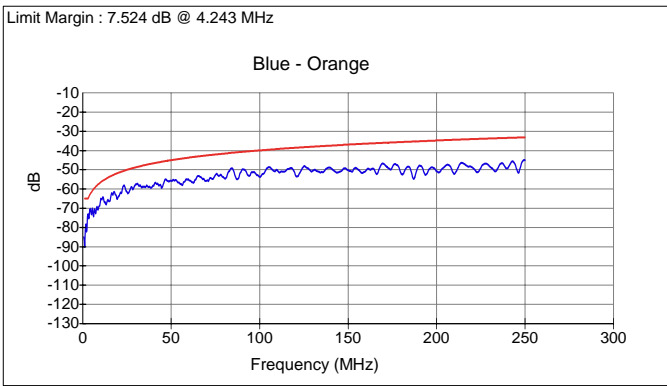
Client	Schneider Electric	Project No	100134962CRT-001b
Specification	TIA-568-C2 - Cat 6 Channel	Length(m)	100.
Part No	ACT4P6UCM3RBBU	Temperature	20 °C
Test Started	7/2/2010 9:49:36 AM	Appendix	A
Description	4 Connector Channel	Test Status	Complies
Operator Name	John Cash		





Near End Cross Talk (Near End)

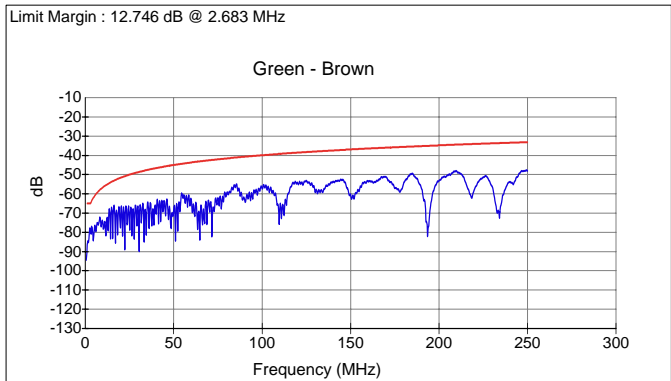
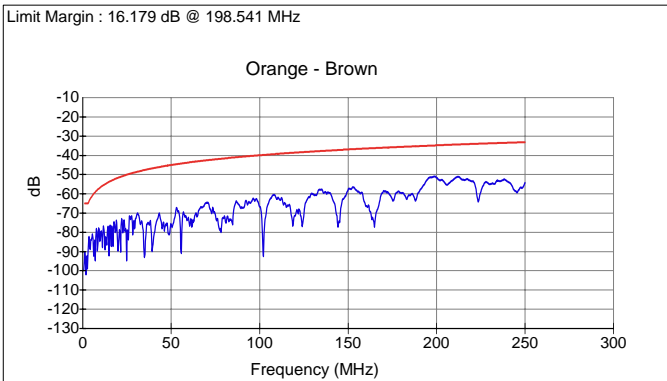
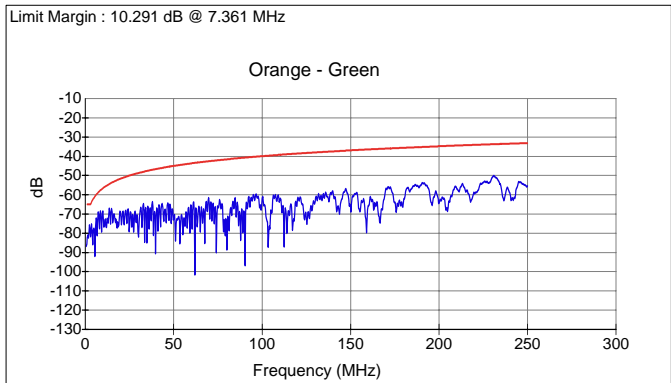
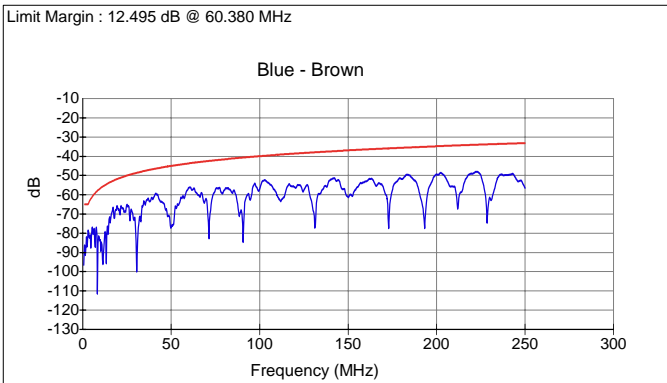
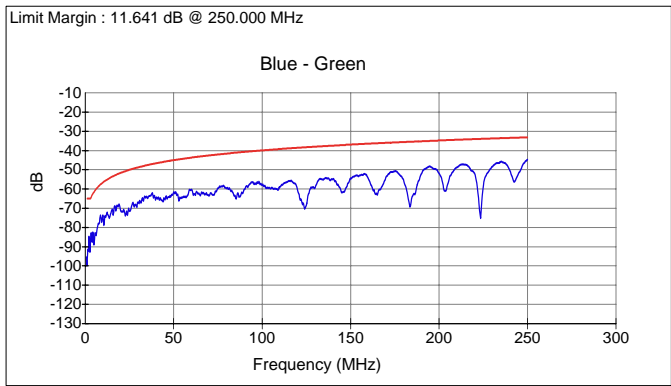
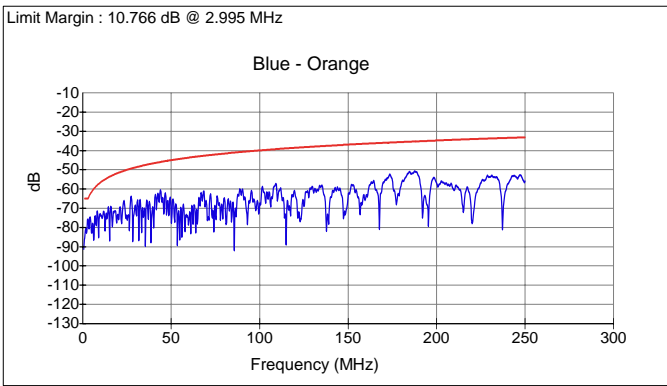
Client	Schneider Electric	Project No	100134962CRT-001b
Specification	TIA-568-C2 - Cat 6 Channel	Length(m)	100.
Part No	ACT4P6UCM3RBBU	Temperature	20 °C
Test Started	7/2/2010 9:49:36 AM	Appendix	A
Description	4 Connector Channel	Test Status	Complies
Operator Name	John Cash		





Near End Cross Talk (Far End)

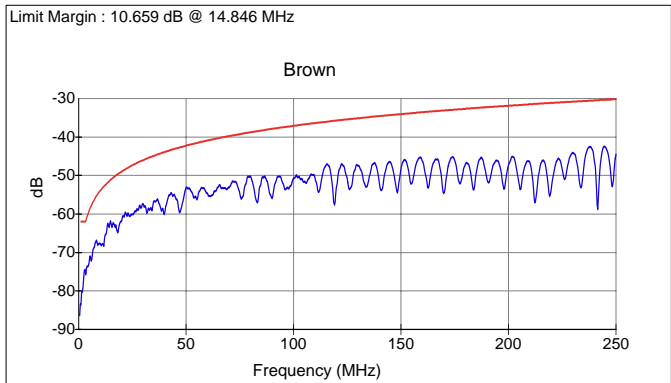
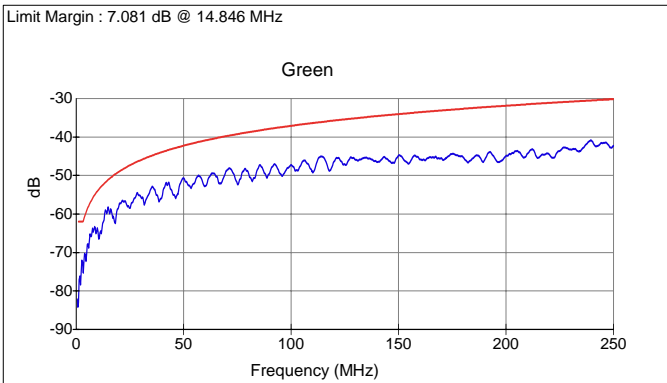
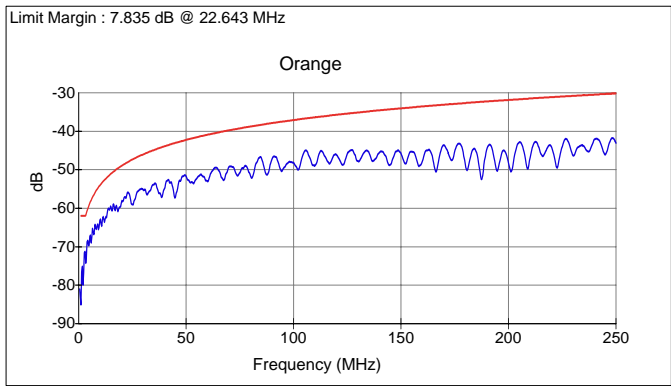
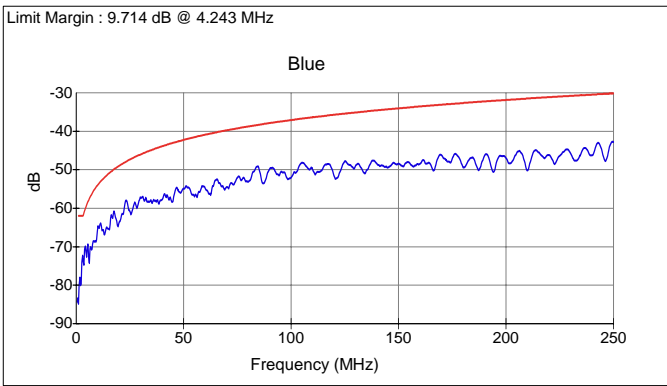
Client	Schneider Electric	Project No	100134962CRT-001b
Specification	TIA-568-C2 - Cat 6 Channel	Length(m)	100.
Part No	ACT4P6UCM3RBBU	Temperature	20 °C
Test Started	7/2/2010 9:49:36 AM	Appendix	A
Description	4 Connector Channel	Test Status	Complies
Operator Name	John Cash		





Power Sum NEXT (Near End)

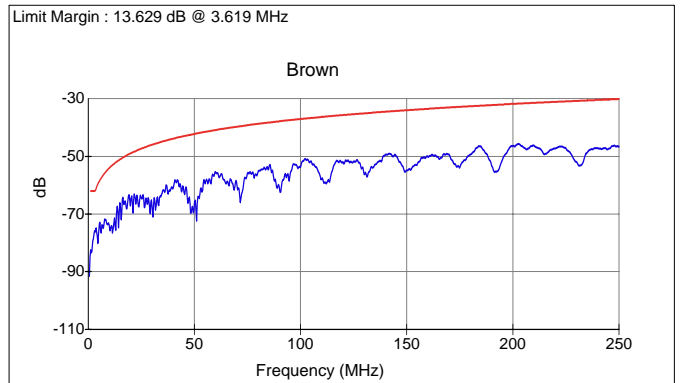
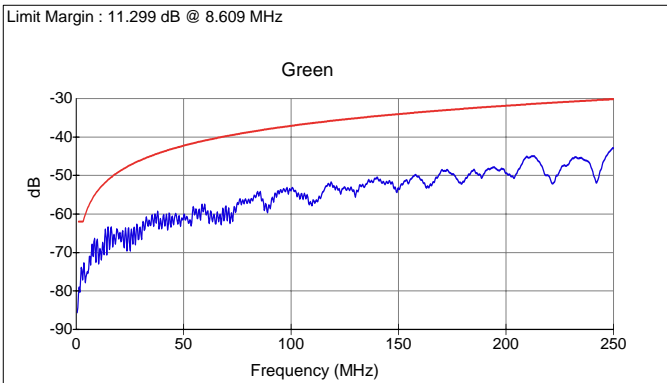
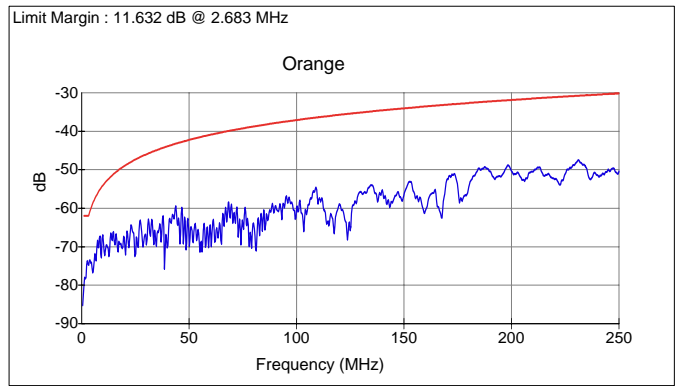
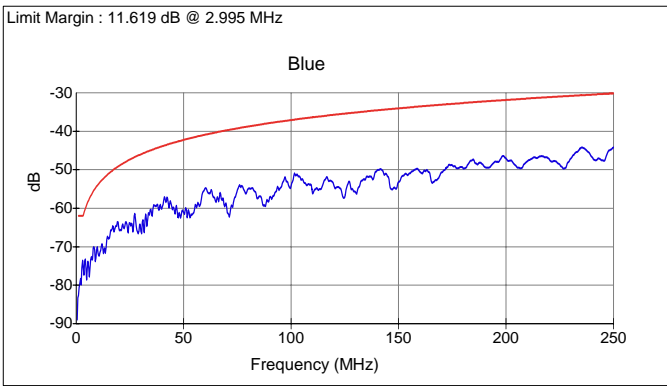
Client	Schneider Electric	Project No	100134962CRT-001b
Specification	TIA-568-C2 - Cat 6 Channel	Length(m)	100.
Part No	ACT4P6UCM3RBBU	Temperature	20 °C
Test Started	7/2/2010 9:49:36 AM	Appendix	A
Description	4 Connector Channel	Test Status	Complies
Operator Name	John Cash		





Power Sum NEXT (Far End)

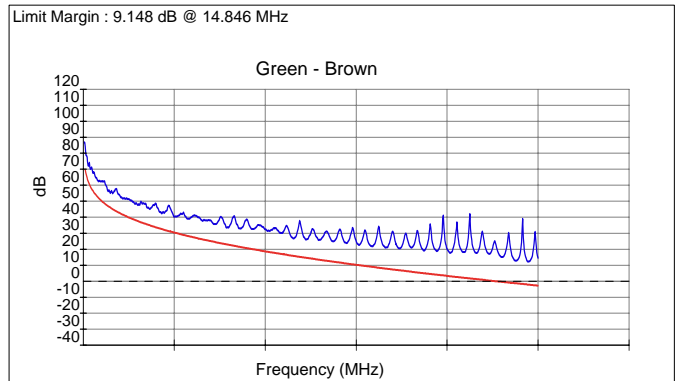
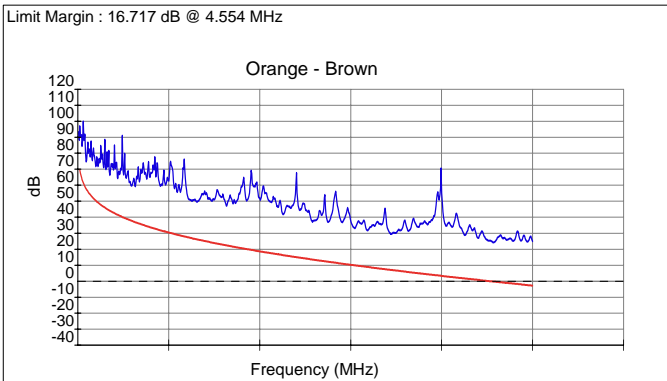
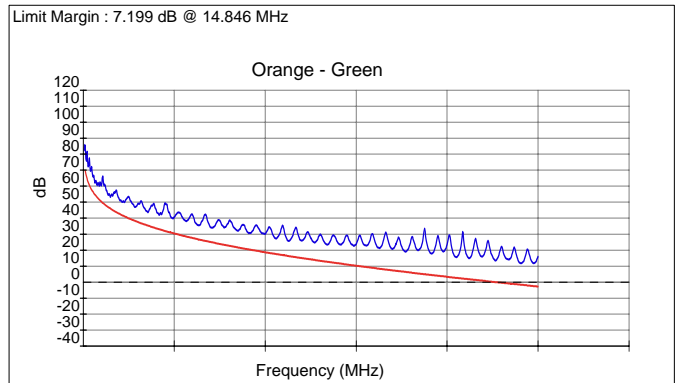
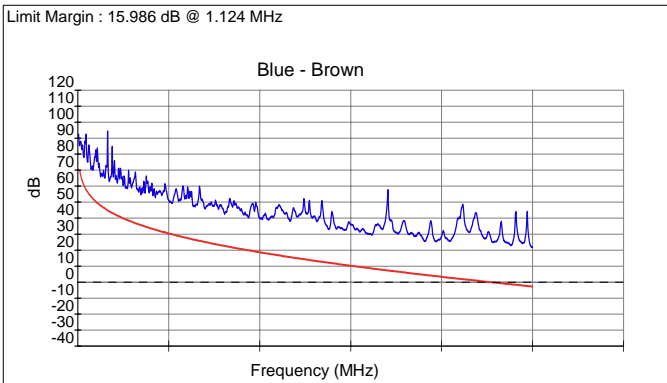
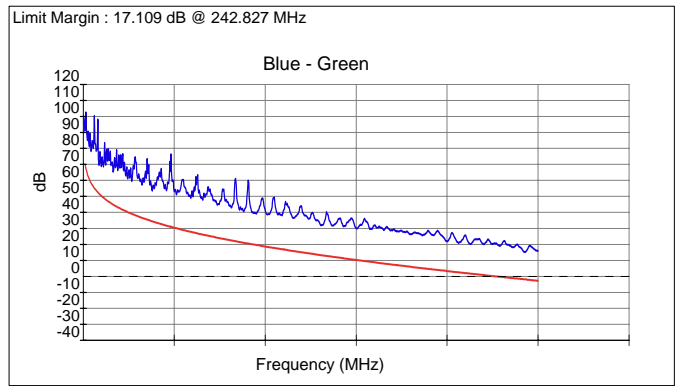
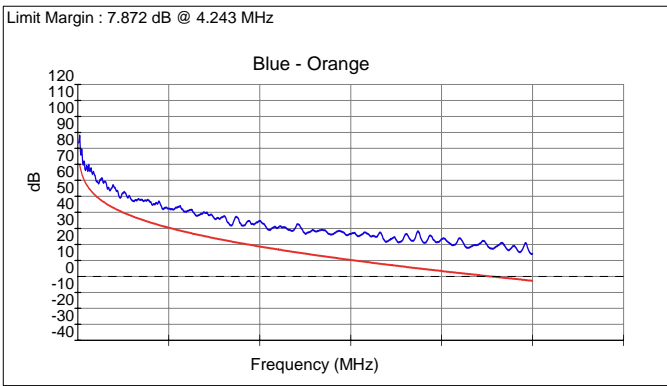
Client	Schneider Electric	Project No	100134962CRT-001b
Specification	TIA-568-C2 - Cat 6 Channel	Length(m)	100.
Part No	ACT4P6UCM3RBBU	Temperature	20 °C
Test Started	7/2/2010 9:49:36 AM	Appendix	A
Description	4 Connector Channel	Test Status	Complies
Operator Name	John Cash		





Attenuation to Cross Talk Ratio (Near End)

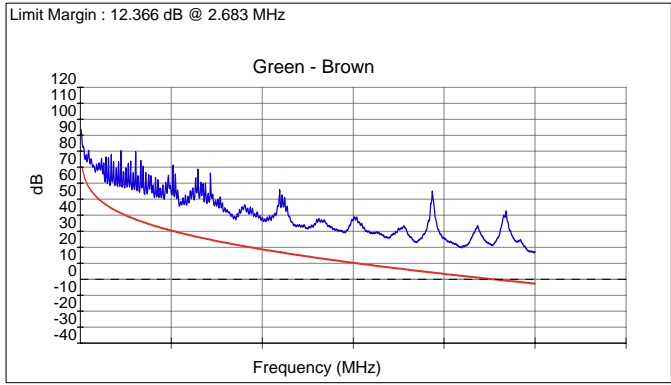
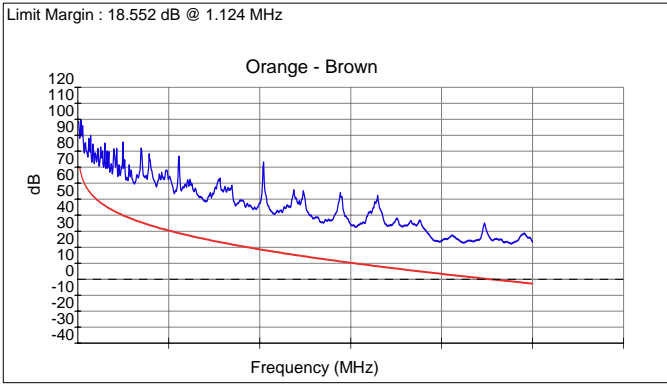
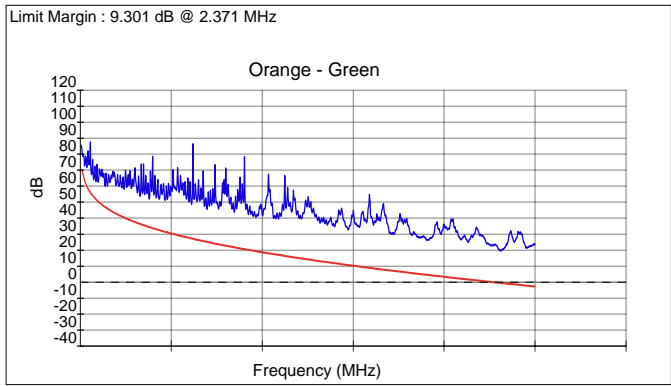
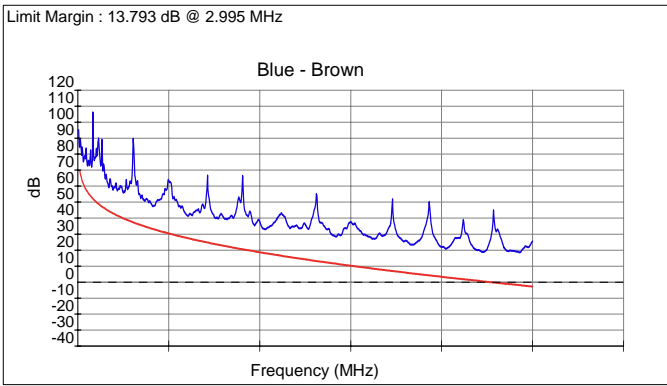
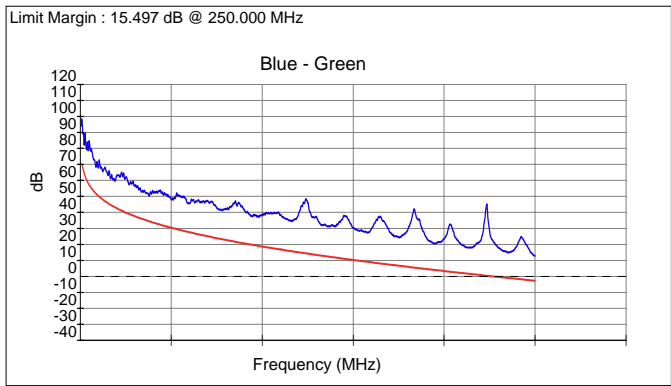
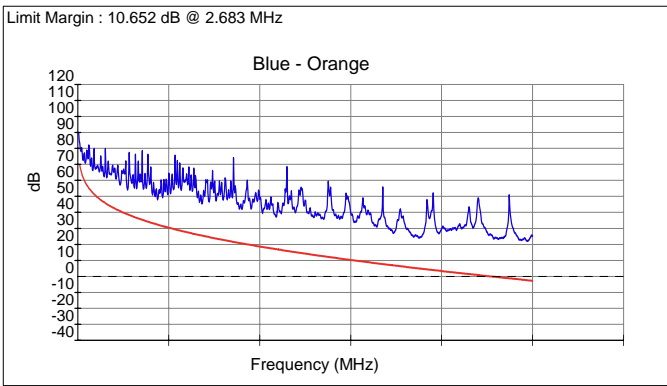
Client	Schneider Electric	Project No	100134962CRT-001b
Specification	TIA-568-C2 - Cat 6 Channel	Length(m)	100.
Part No	ACT4P6UCM3RBBU	Temperature	20 °C
Test Started	7/2/2010 9:49:36 AM	Appendix	A
Description	4 Connector Channel	Test Status	Complies
Operator Name	John Cash		





Attenuation to Cross Talk Ratio (Far End)

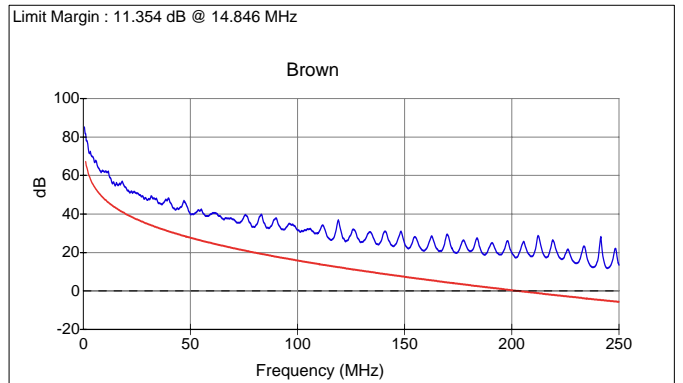
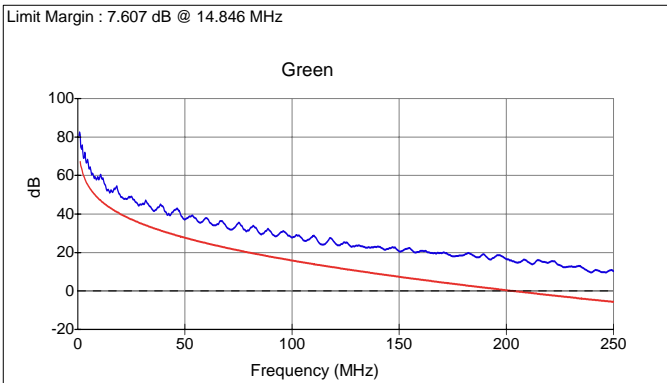
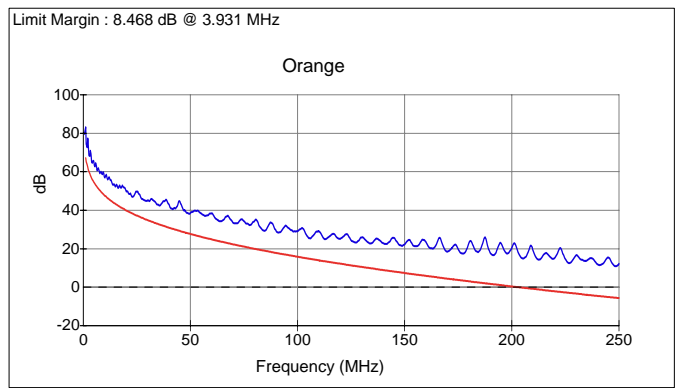
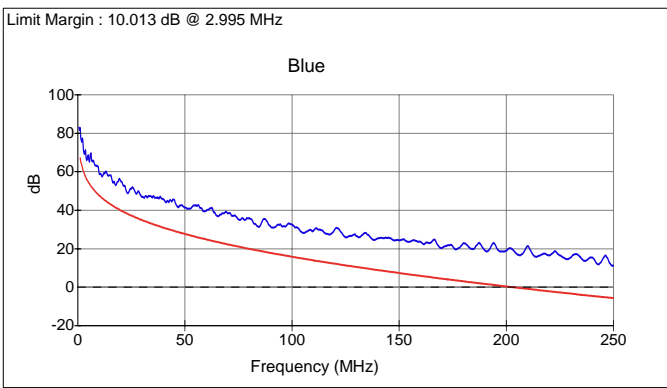
Client	Schneider Electric	Project No	100134962CRT-001b
Specification	TIA-568-C2 - Cat 6 Channel	Length(m)	100.
Part No	ACT4P6UCM3RBBU	Temperature	20 °C
Test Started	7/2/2010 9:49:36 AM	Appendix	A
Description	4 Connector Channel	Test Status	Complies
Operator Name	John Cash		





Power Sum ACR (Near End)

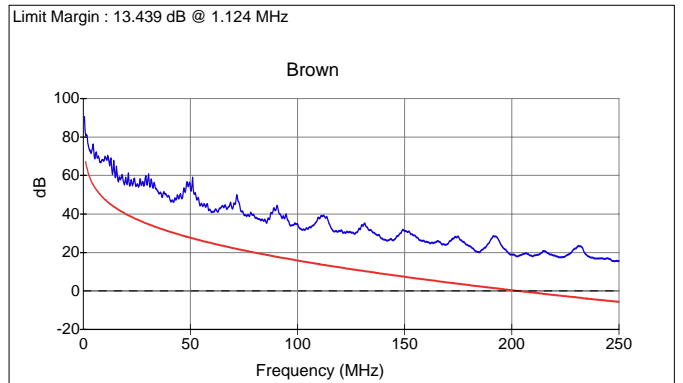
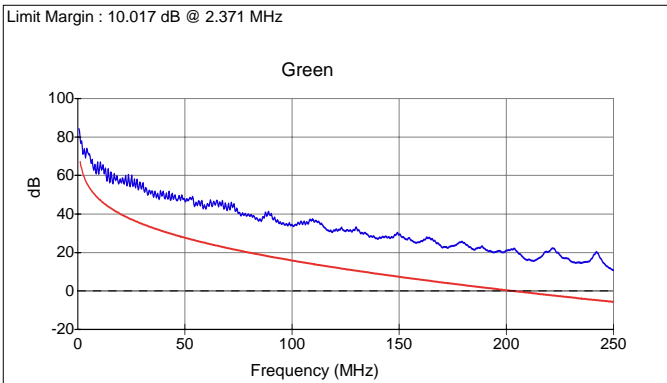
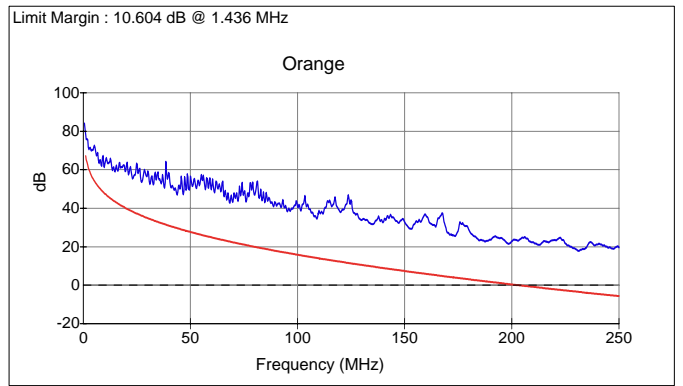
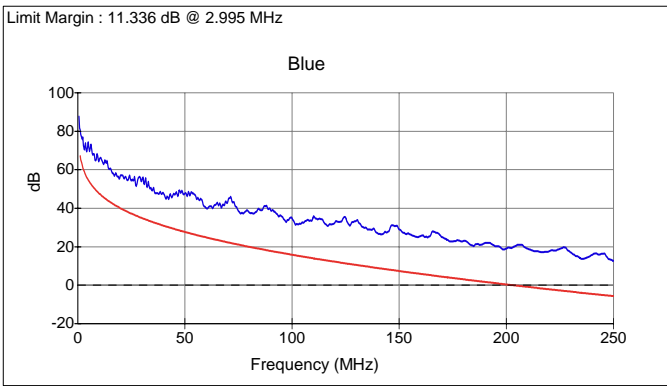
Client	Schneider Electric	Project No	100134962CRT-001b
Specification	TIA-568-C2 - Cat 6 Channel	Length(m)	100.
Part No	ACT4P6UCM3RBBU	Temperature	20 °C
Test Started	7/2/2010 9:49:36 AM	Appendix	A
Description	4 Connector Channel	Test Status	Complies
Operator Name	John Cash		





Power Sum ACR (Far End)

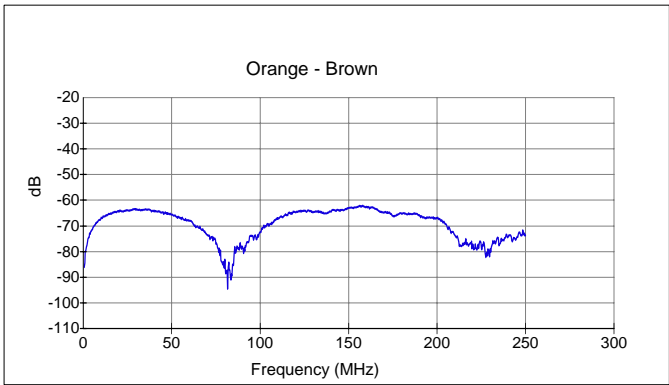
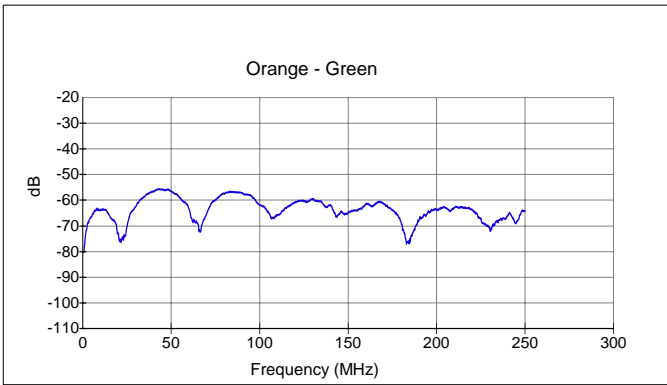
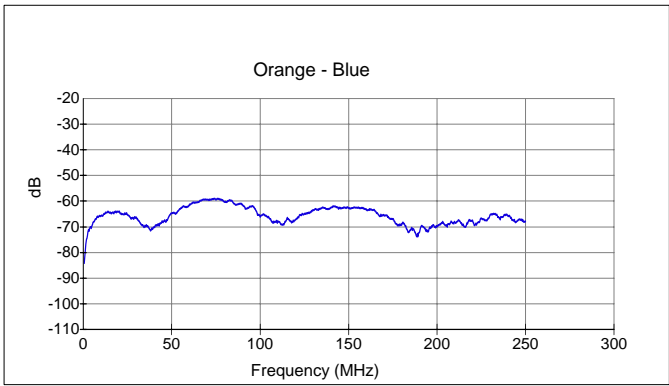
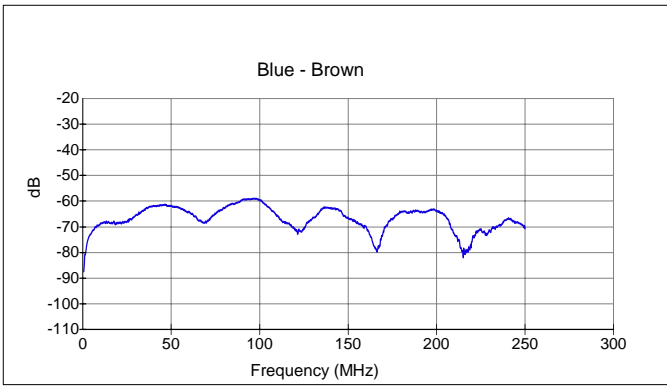
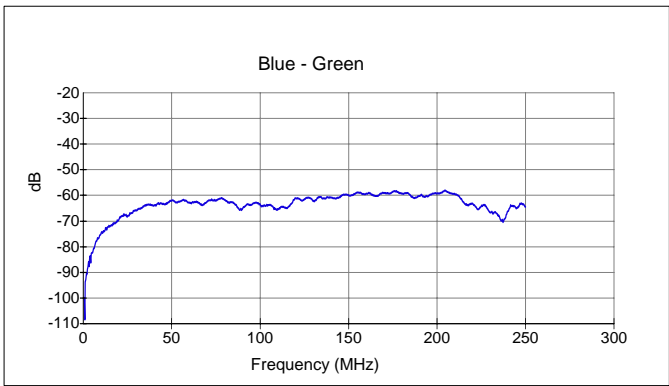
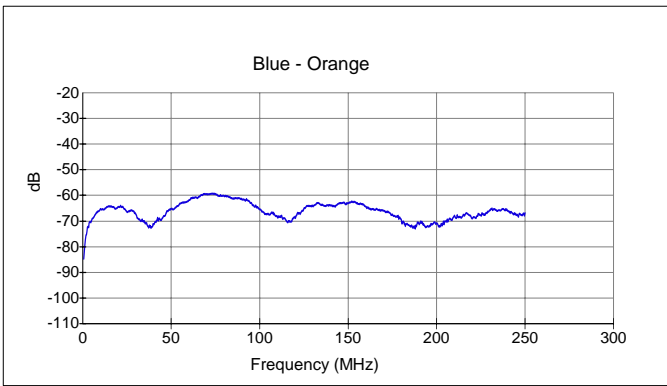
Client	Schneider Electric	Project No	100134962CRT-001b
Specification	TIA-568-C2 - Cat 6 Channel	Length(m)	100.
Part No	ACT4P6UCM3RBBU	Temperature	20 °C
Test Started	7/2/2010 9:49:36 AM	Appendix	A
Description	4 Connector Channel	Test Status	Complies
Operator Name	John Cash		





Far End Cross Talk (Near End)

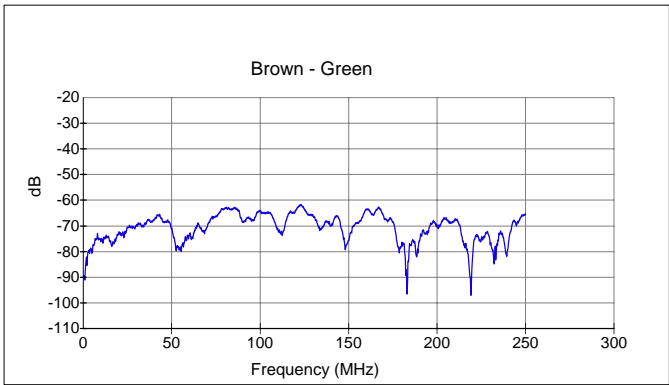
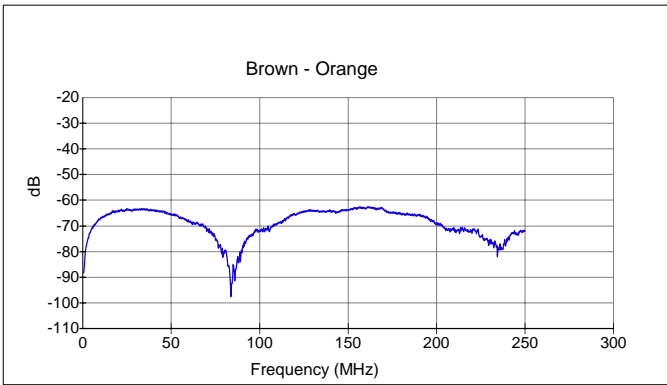
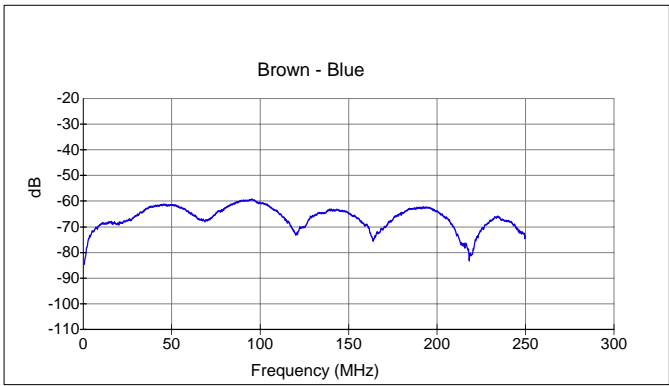
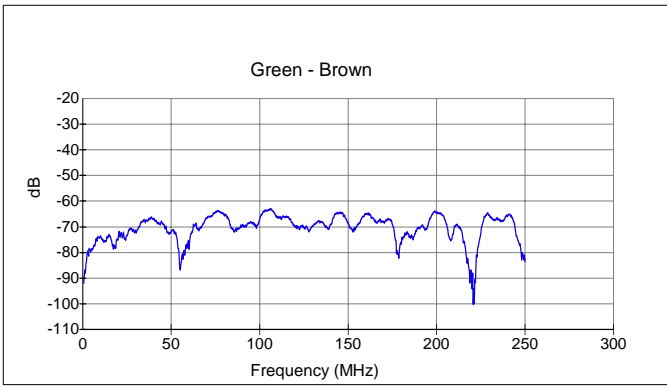
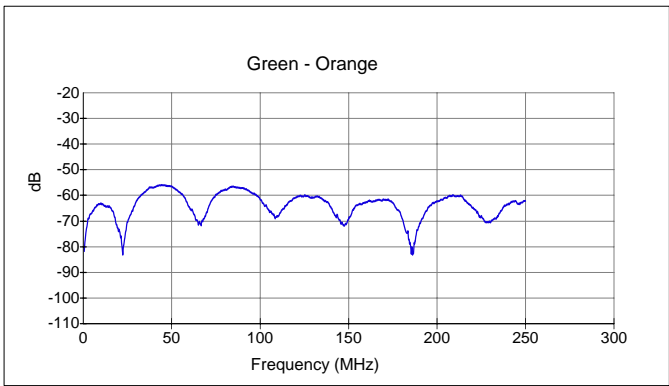
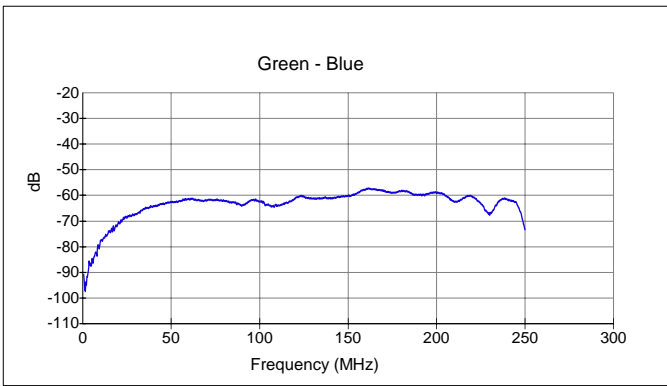
Client	Schneider Electric	Project No	100134962CRT-001b
Specification	TIA-568-C2 - Cat 6 Channel	Length(m)	100.
Part No	ACT4P6UCM3RBBU	Temperature	20 °C
Test Started	7/2/2010 9:49:36 AM	Appendix	A
Description	4 Connector Channel	Test Status	Complies
Operator Name	John Cash		





Far End Cross Talk (Near End)

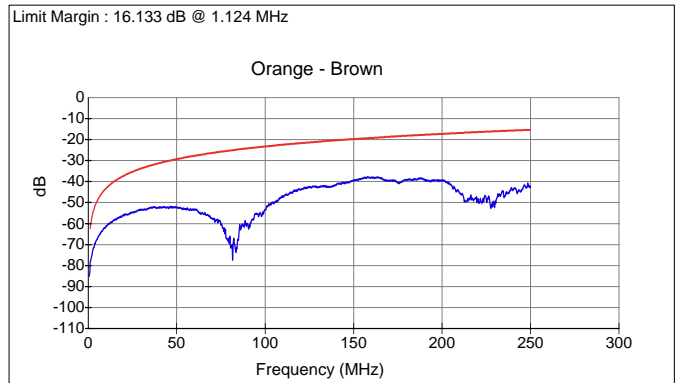
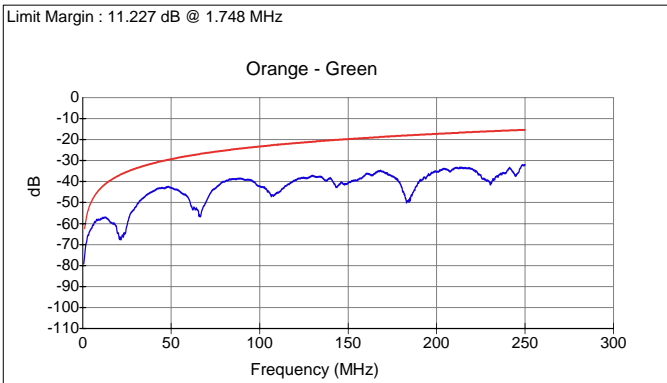
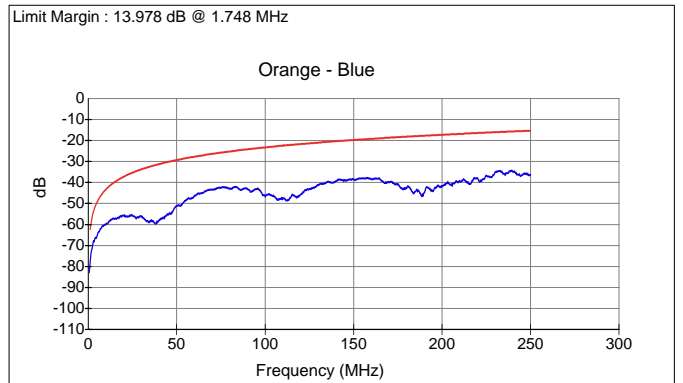
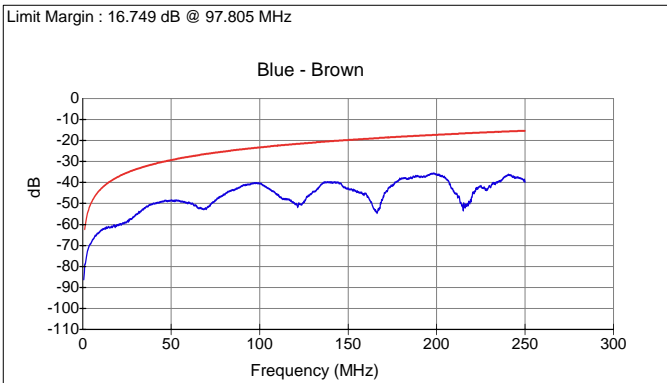
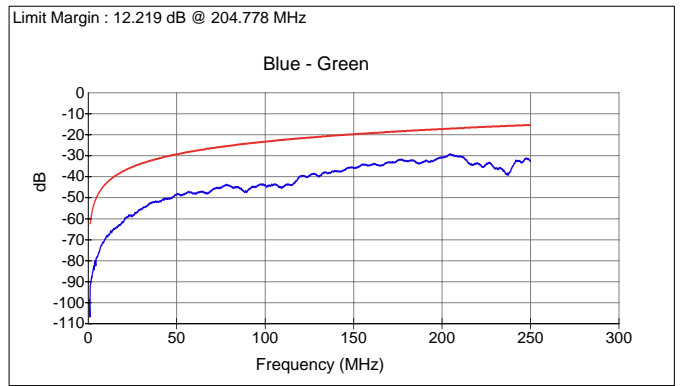
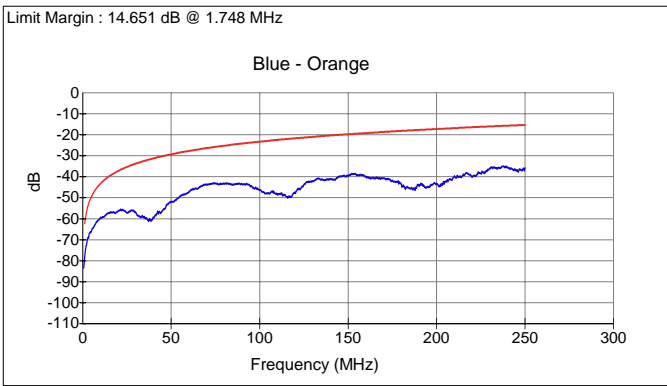
Client	Schneider Electric	Project No	100134962CRT-001b
Specification	TIA-568-C2 - Cat 6 Channel	Length(m)	100.
Part No	ACT4P6UCM3RBBU	Temperature	20 °C
Test Started	7/2/2010 9:49:36 AM	Appendix	A
Description	4 Connector Channel	Test Status	Complies
Operator Name	John Cash		





ELFEXT/ACRF (Near End)

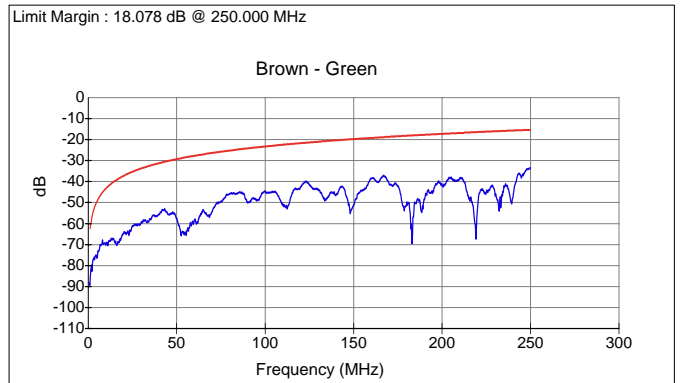
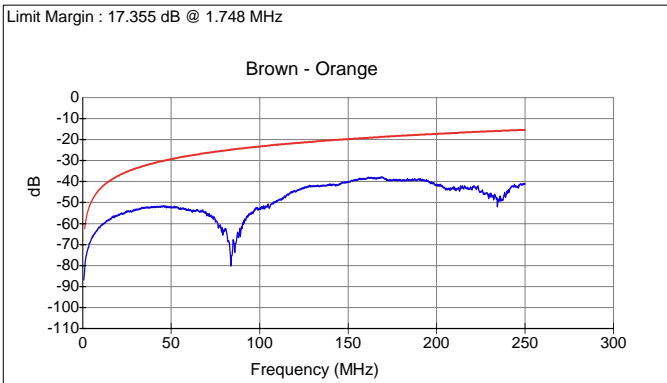
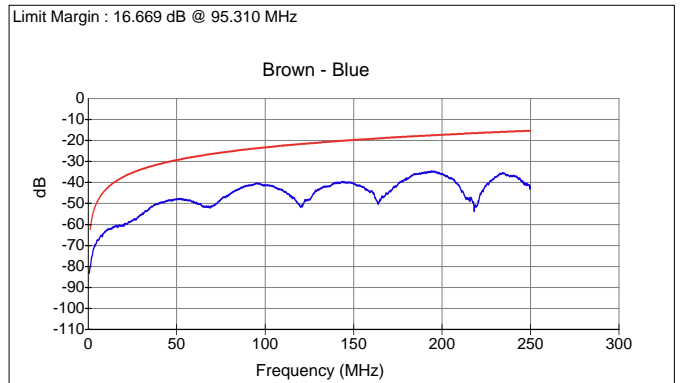
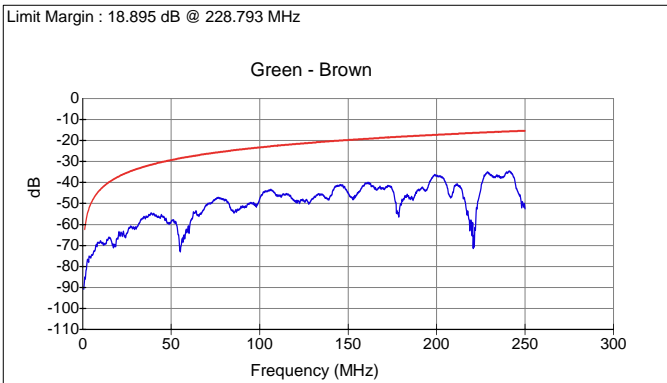
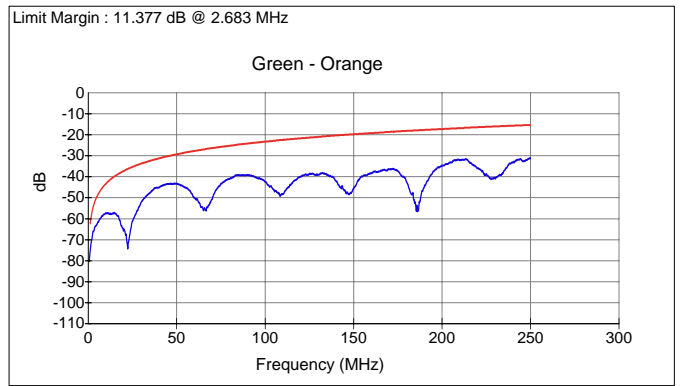
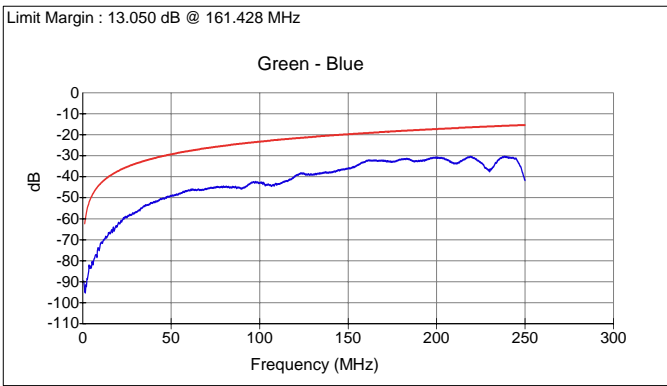
Client	Schneider Electric	Project No	100134962CRT-001b
Specification	TIA-568-C2 - Cat 6 Channel	Length(m)	100.
Part No	ACT4P6UCM3RBBU	Temperature	20 °C
Test Started	7/2/2010 9:49:36 AM	Appendix	A
Description	4 Connector Channel	Test Status	Complies
Operator Name	John Cash		





ELFEXT/ACRF (Near End)

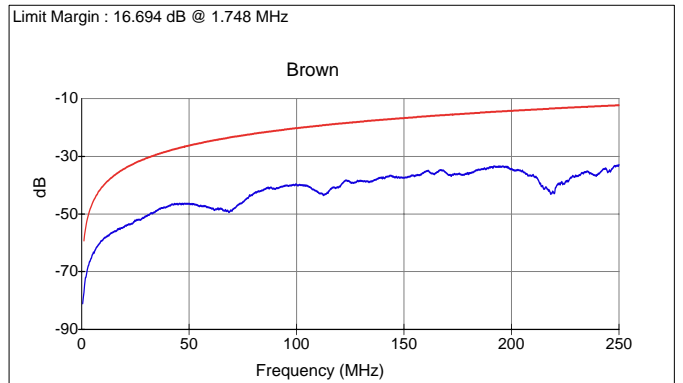
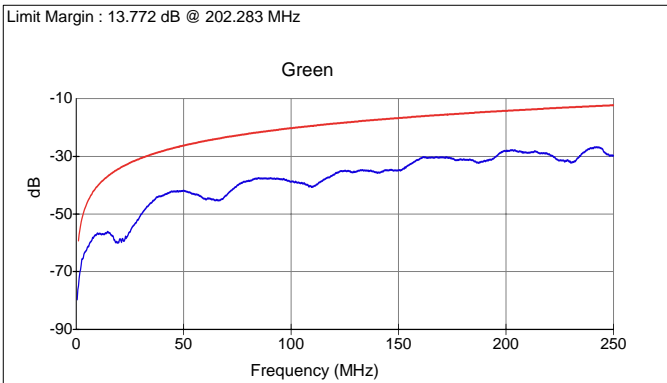
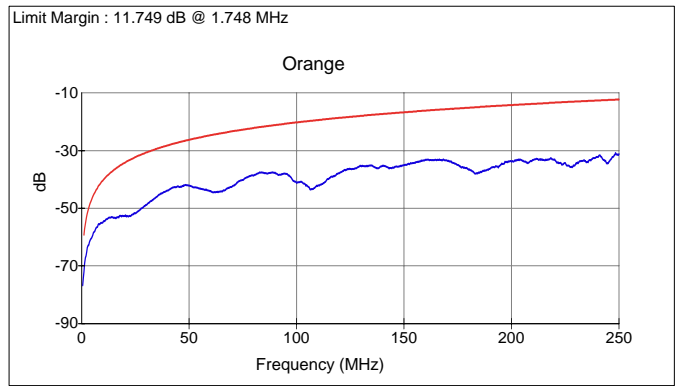
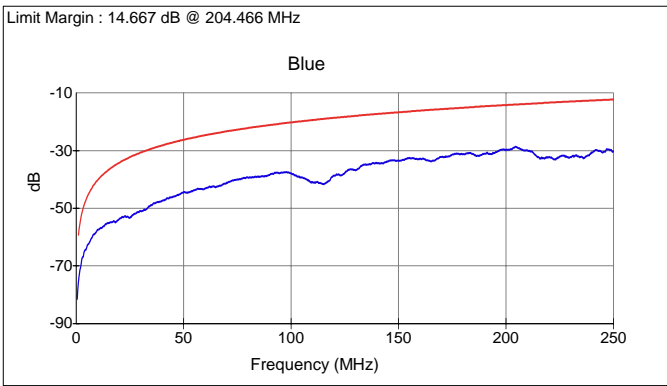
Client	Schneider Electric	Project No	100134962CRT-001b
Specification	TIA-568-C2 - Cat 6 Channel	Length(m)	100.
Part No	ACT4P6UCM3RBBU	Temperature	20 °C
Test Started	7/2/2010 9:49:36 AM	Appendix	A
Description	4 Connector Channel	Test Status	Complies
Operator Name	John Cash		





Power Sum ELFEXT/PSACRF (Near End)

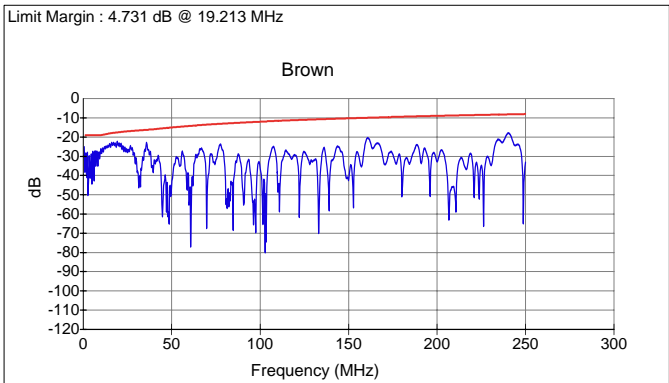
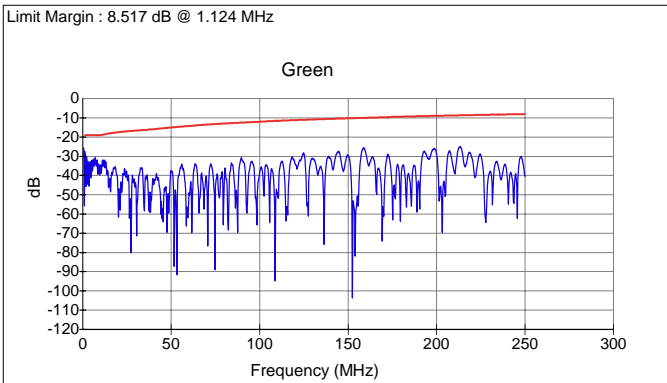
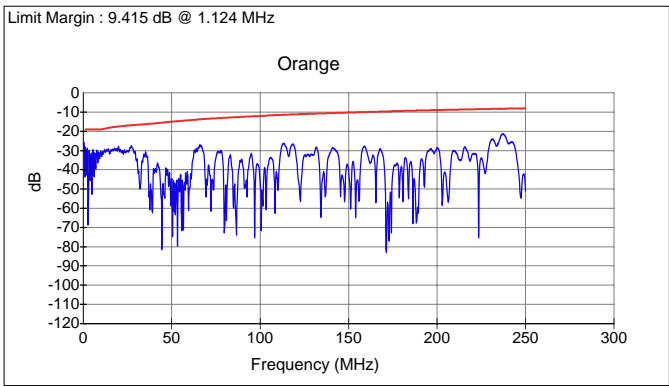
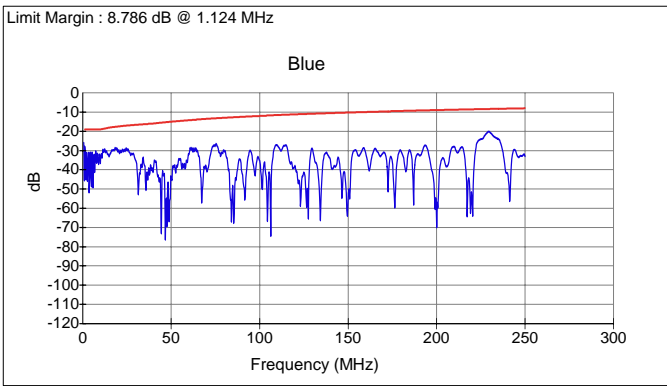
Client	Schneider Electric	Project No	100134962CRT-001b
Specification	TIA-568-C2 - Cat 6 Channel	Length(m)	100.
Part No	ACT4P6UCM3RBBU	Temperature	20 °C
Test Started	7/2/2010 9:49:36 AM	Appendix	A
Description	4 Connector Channel	Test Status	Complies
Operator Name	John Cash		





Return Loss (Near End)

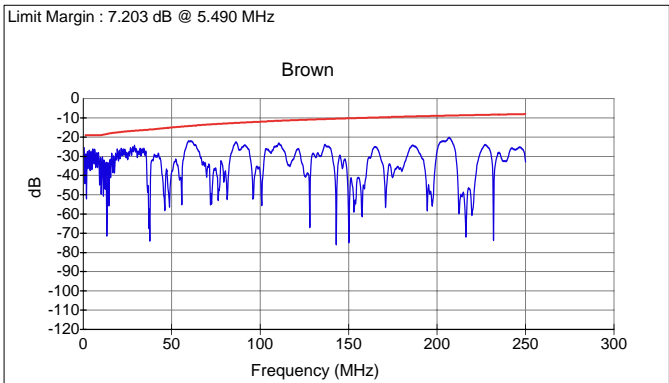
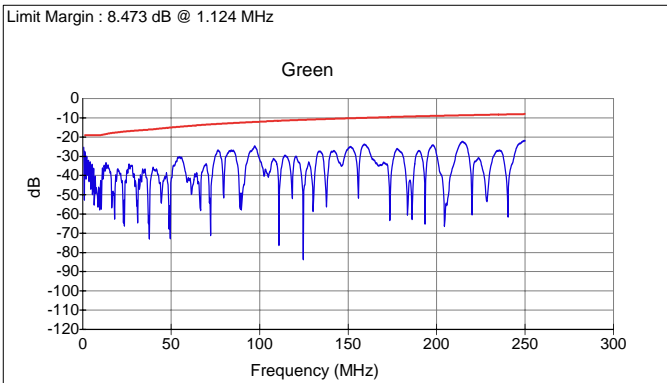
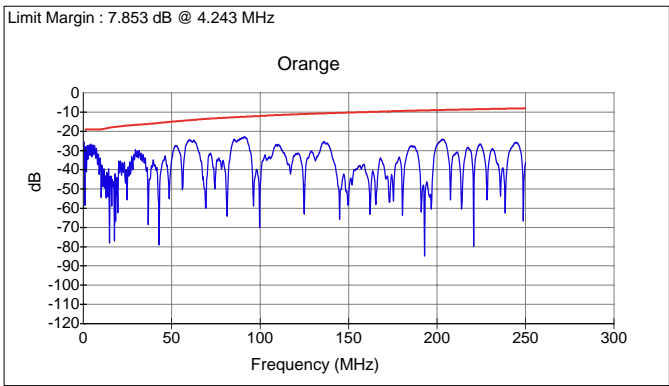
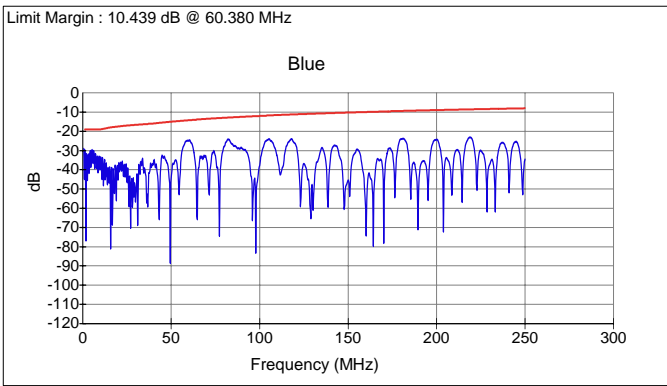
Client	Schneider Electric	Project No	100134962CRT-001b
Specification	TIA-568-C2 - Cat 6 Channel	Length(m)	100.
Part No	ACT4P6UCM3RBBU	Temperature	20 °C
Test Started	7/2/2010 9:49:36 AM	Appendix	A
Description	4 Connector Channel	Test Status	Complies
Operator Name	John Cash		





Return Loss (Far End)

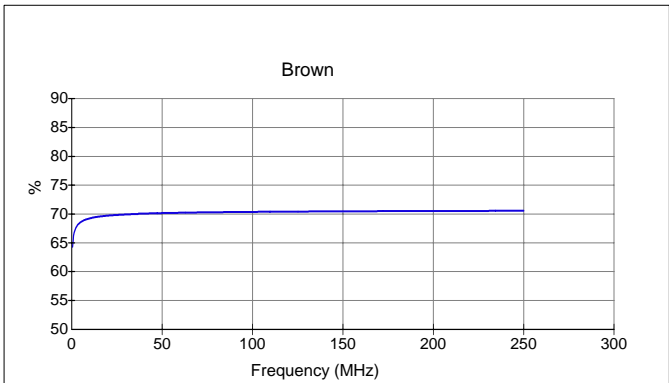
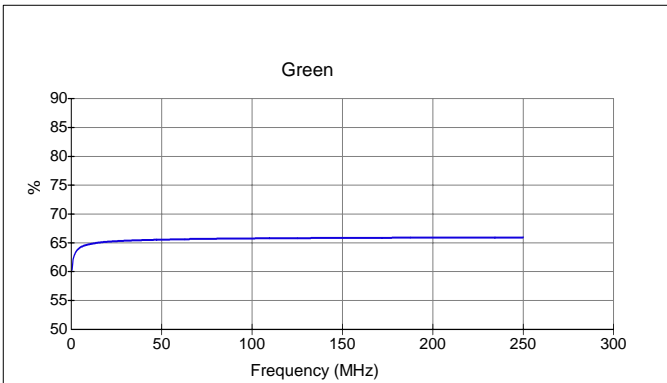
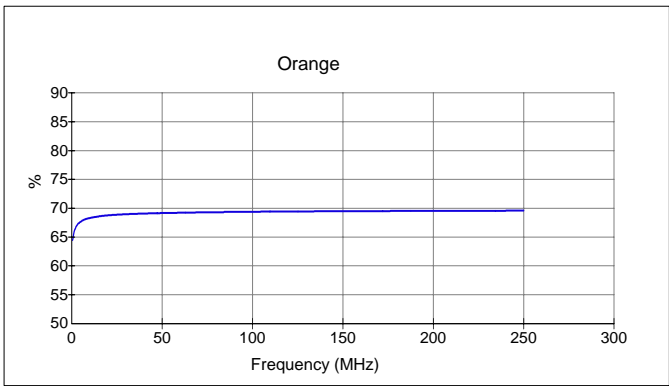
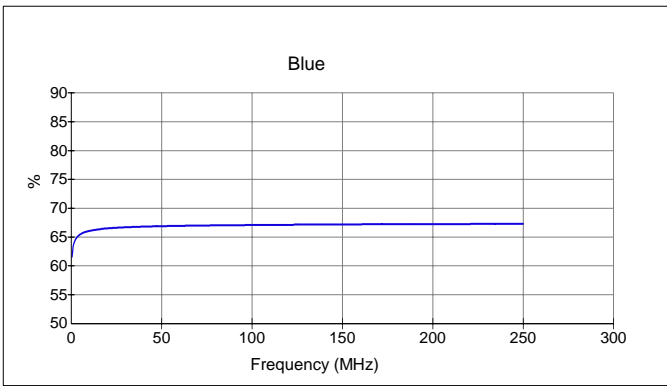
Client	Schneider Electric	Project No	100134962CRT-001b
Specification	TIA-568-C2 - Cat 6 Channel	Length(m)	100.
Part No	ACT4P6UCM3RBBU	Temperature	20 °C
Test Started	7/2/2010 9:49:36 AM	Appendix	A
Description	4 Connector Channel	Test Status	Complies
Operator Name	John Cash		





Propagation Velocity (Near End)

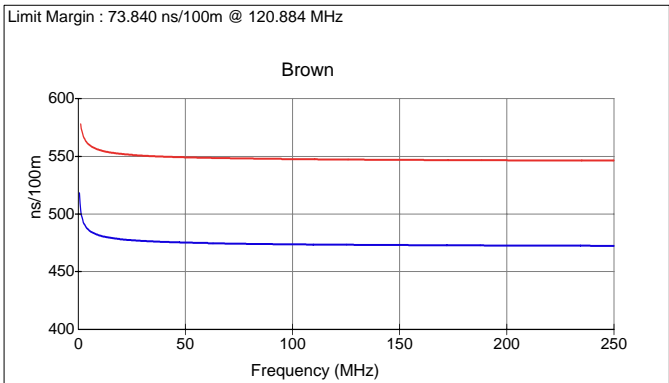
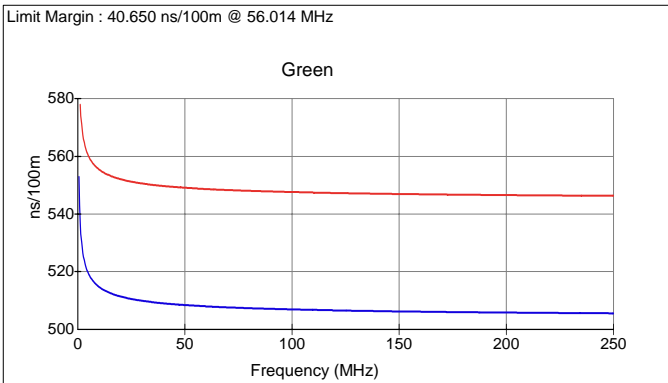
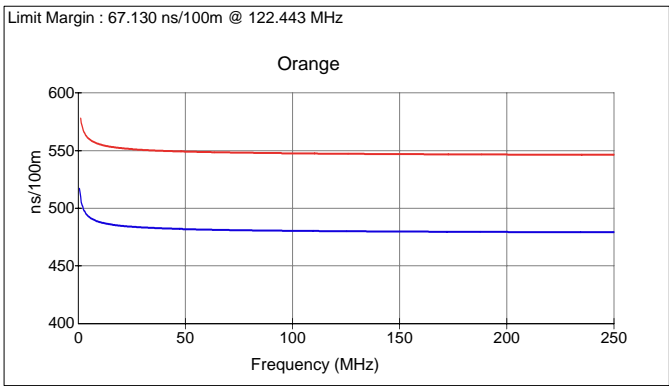
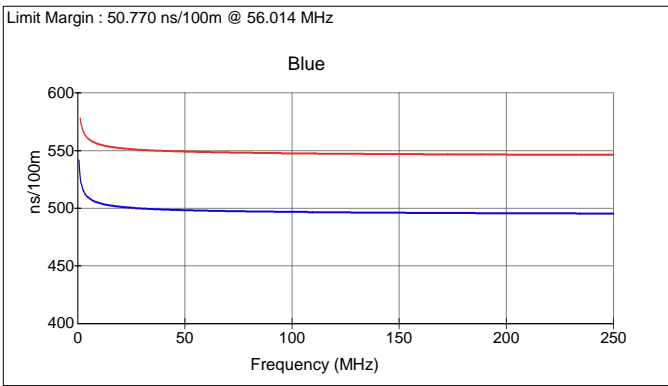
Client	Schneider Electric	Project No	100134962CRT-001b
Specification	TIA-568-C2 - Cat 6 Channel	Length(m)	100.
Part No	ACT4P6UCM3RBBU	Temperature	20 °C
Test Started	7/2/2010 9:49:36 AM	Appendix	A
Description	4 Connector Channel	Test Status	Complies
Operator Name	John Cash		





Propagation Delay (Near End)

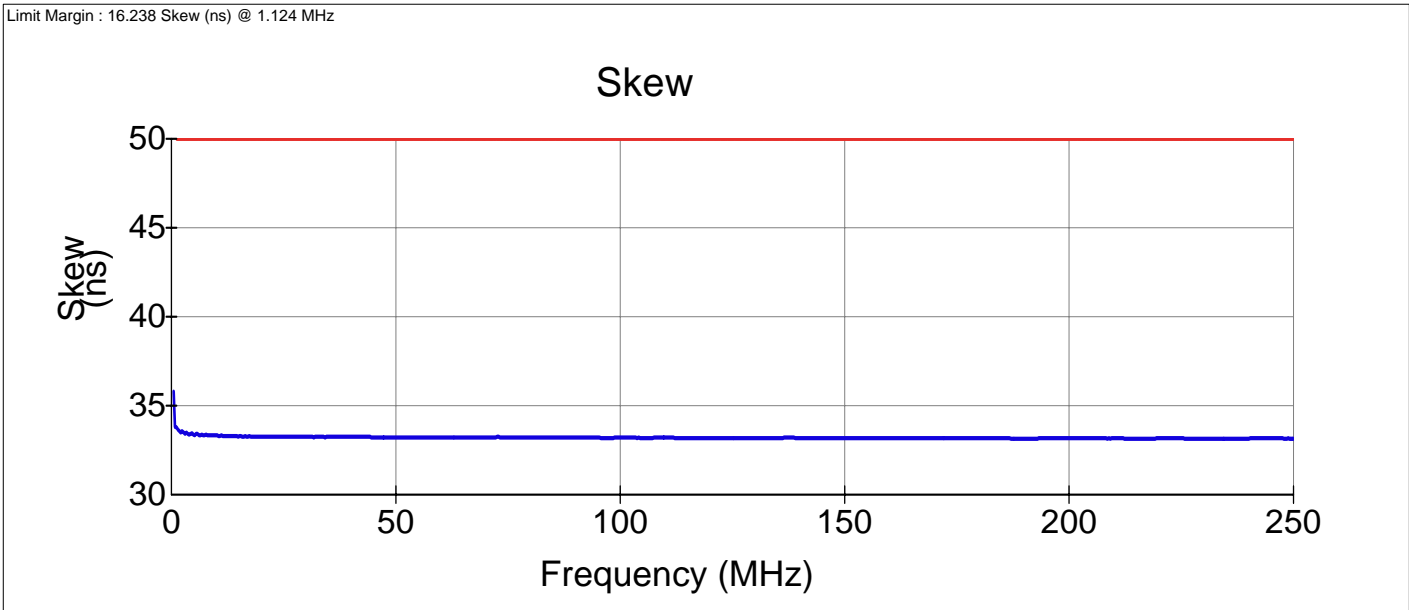
Client	Schneider Electric	Project No	100134962CRT-001b
Specification	TIA-568-C2 - Cat 6 Channel	Length(m)	100.
Part No	ACT4P6UCM3RBBU	Temperature	20 °C
Test Started	7/2/2010 9:49:36 AM	Appendix	A
Description	4 Connector Channel	Test Status	Complies
Operator Name	John Cash		





Delay Skew (Near End)

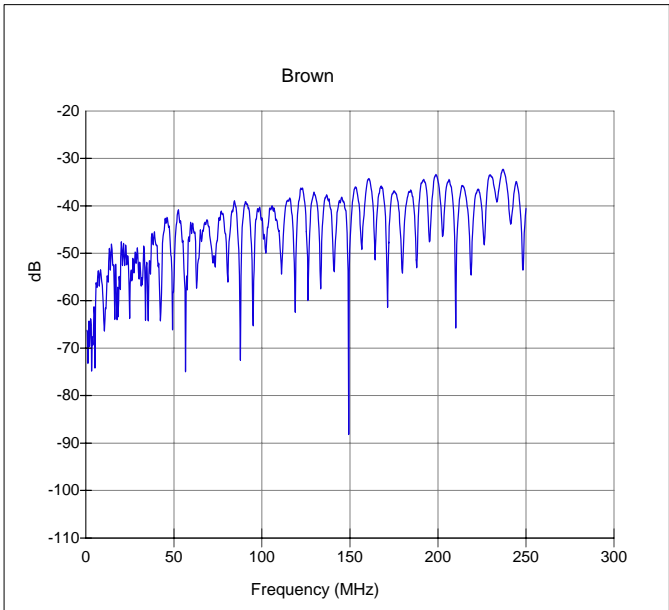
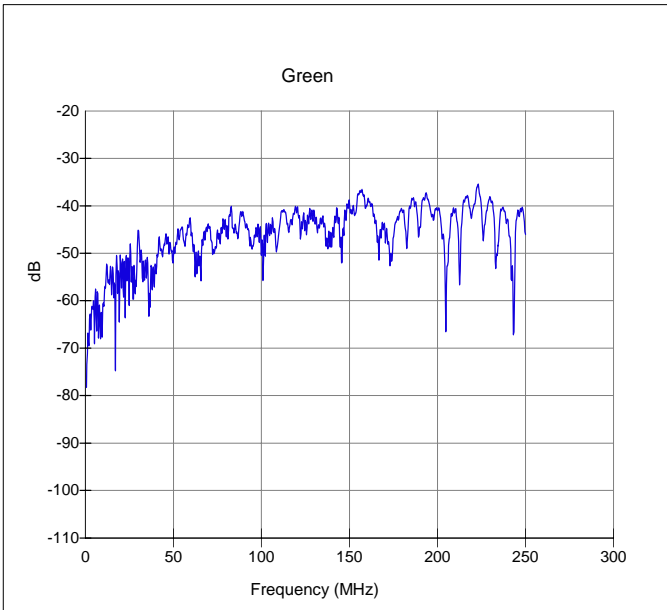
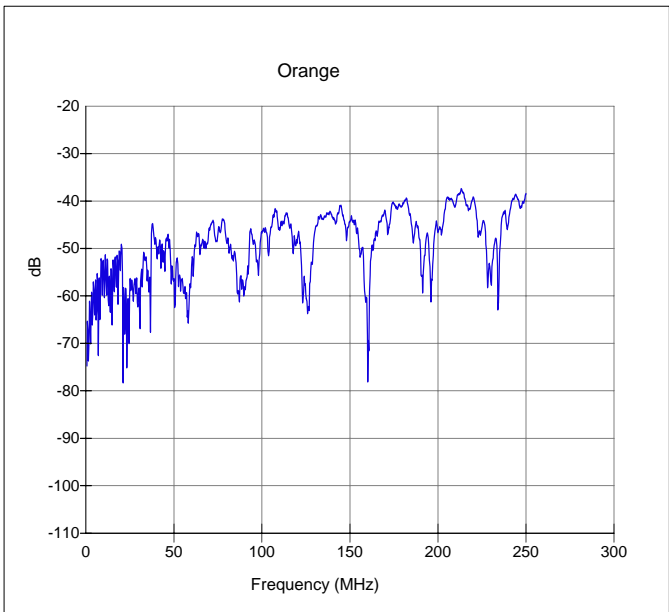
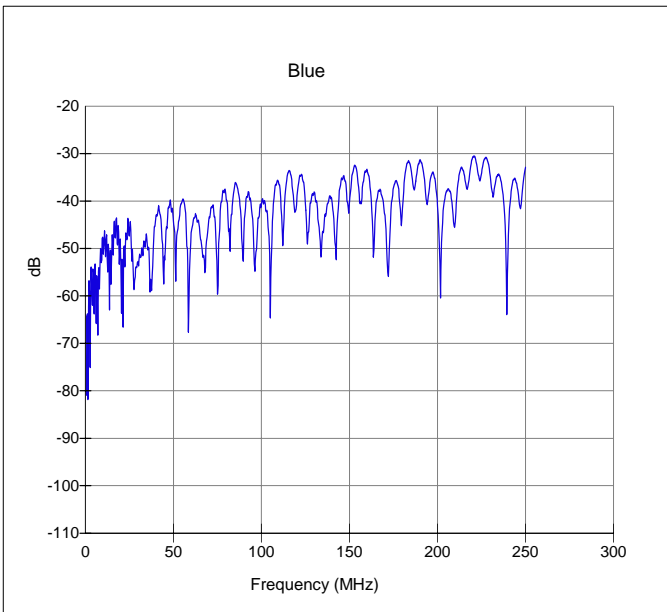
Client	Schneider Electric	Project No	100134962CRT-001b
Specification	TIA-568-C2 - Cat 6 Channel	Length(m)	100.
Part No	ACT4P6UCM3RBBU	Temperature	20 °C
Test Started	7/2/2010 9:49:36 AM	Appendix	A
Description	4 Connector Channel	Test Status	Complies
Operator Name	John Cash		





TCL Near

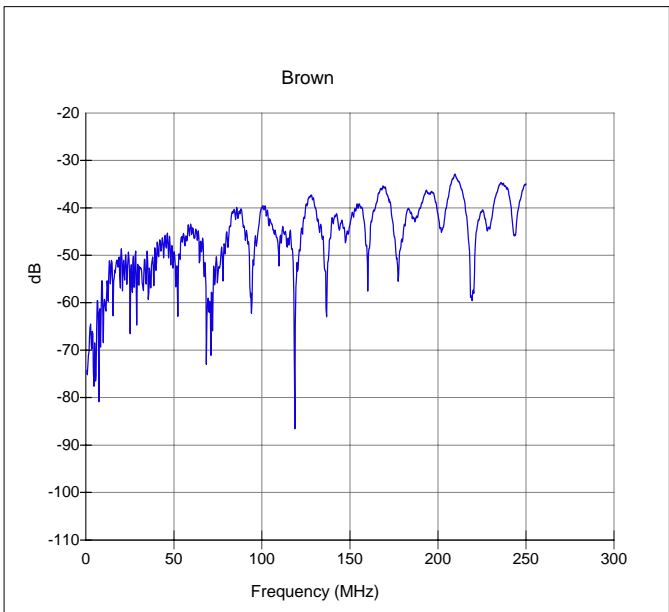
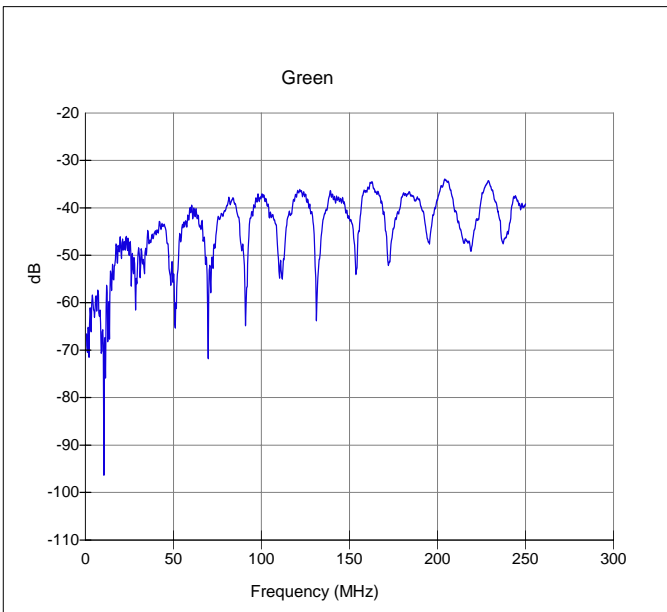
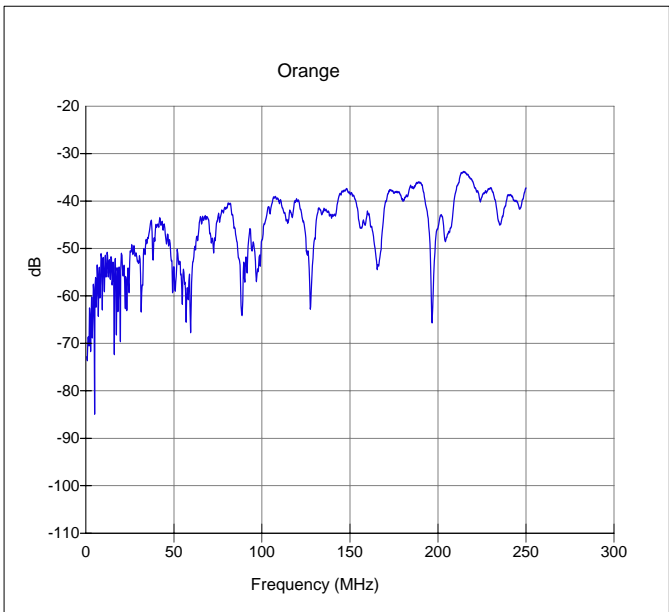
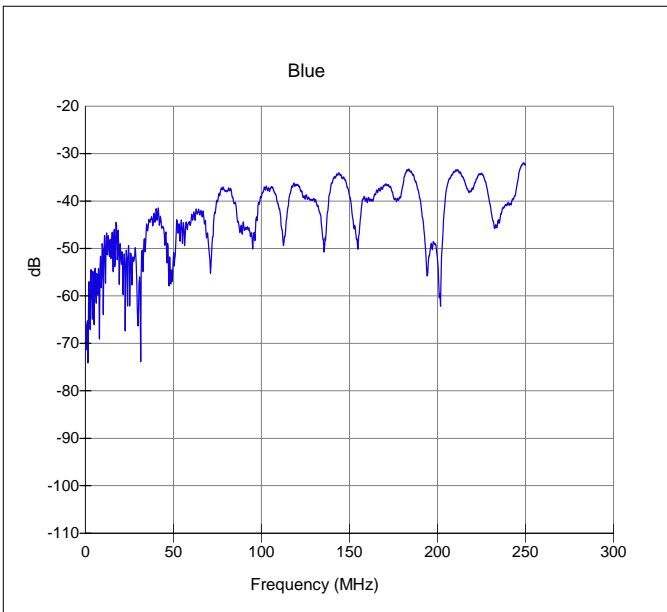
Client	Schneider Electric	Project No	100134962CRT-001b
Specification	TIA-568-C2 - Cat 6 Channel	Length(m)	100.
Part No	ACT4P6UCM3RBBU	Temperature	20 °C
Test Started	7/2/2010 9:49:36 AM	Appendix	A
Description	4 Connector Channel	Test Status	Complies
Operator Name	John Cash		





TCL Far

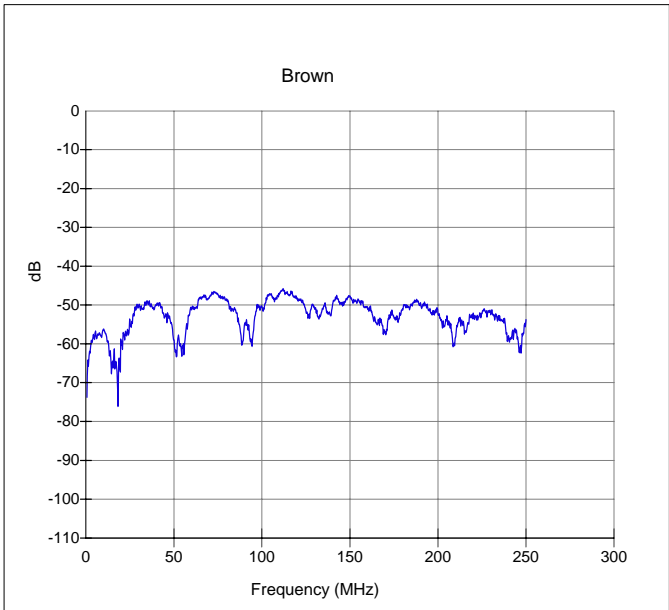
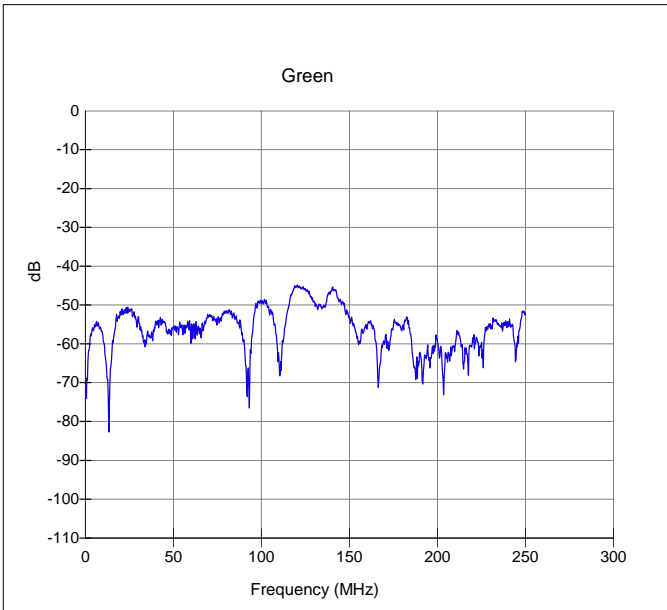
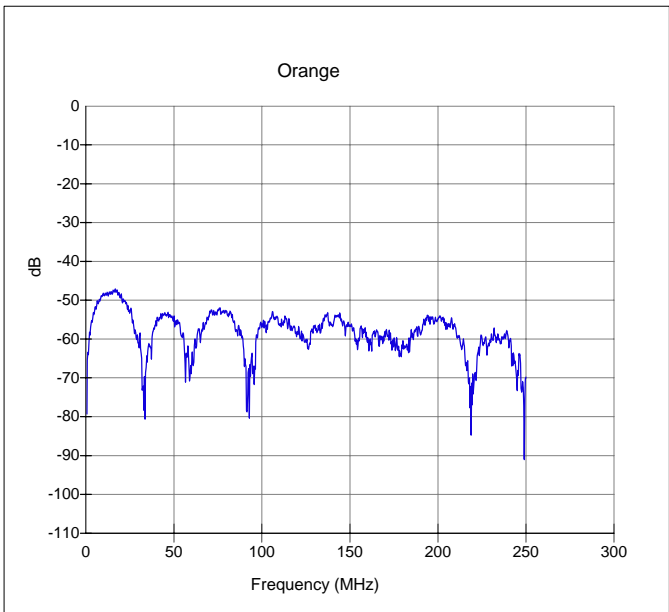
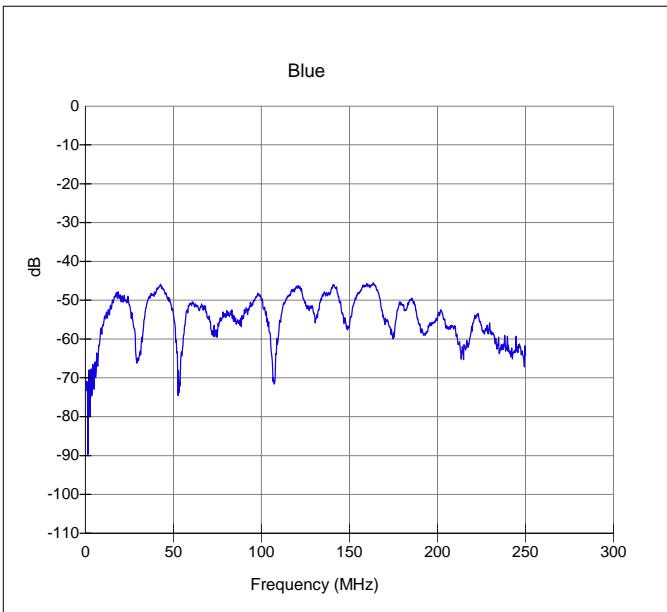
Client	Schneider Electric	Project No	100134962CRT-001b
Specification	TIA-568-C2 - Cat 6 Channel	Length(m)	100.
Part No	ACT4P6UCM3RBBU	Temperature	20 °C
Test Started	7/2/2010 9:49:36 AM	Appendix	A
Description	4 Connector Channel	Test Status	Complies
Operator Name	John Cash		





TCTL Near

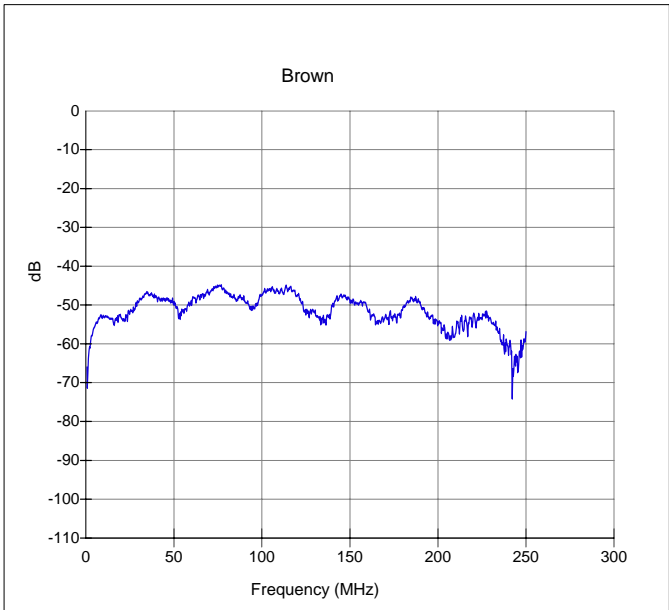
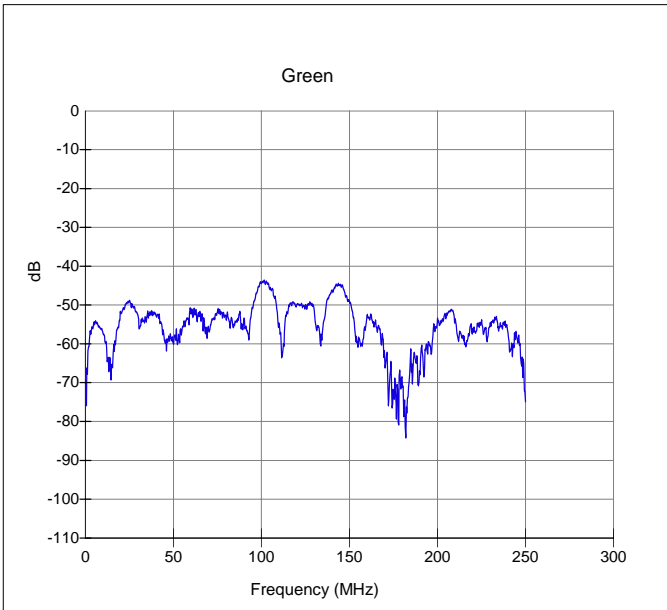
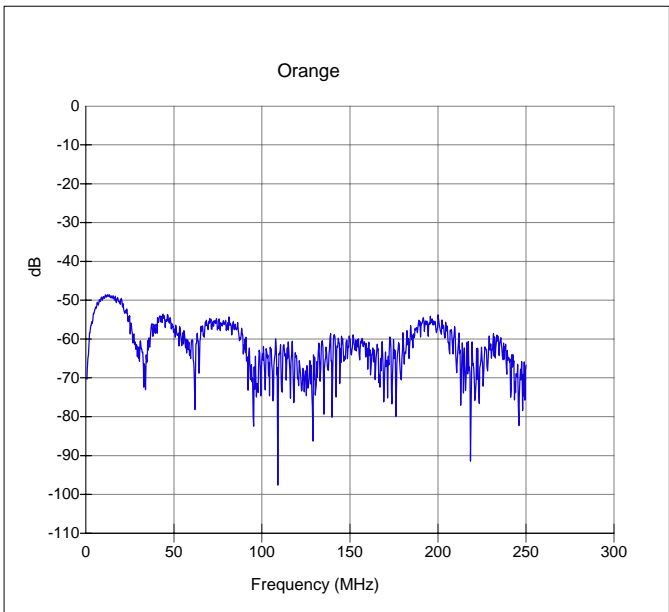
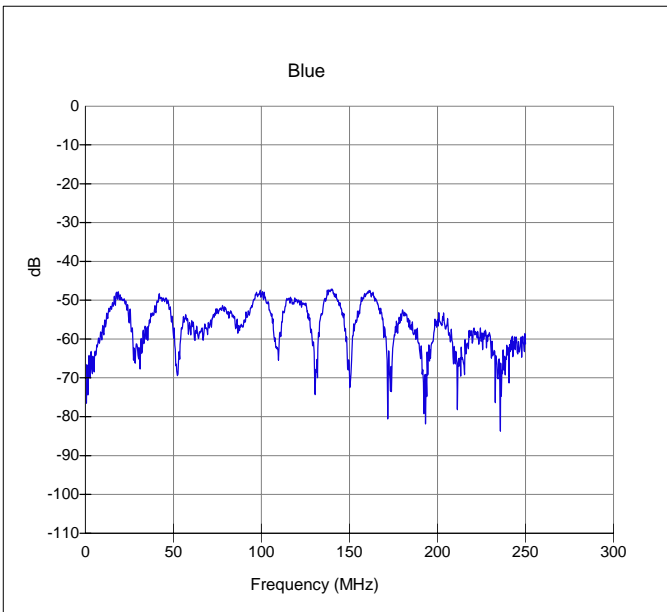
Client	Schneider Electric	Project No	100134962CRT-001b
Specification	TIA-568-C2 - Cat 6 Channel	Length(m)	100.
Part No	ACT4P6UCM3RBBU	Temperature	20 °C
Test Started	7/2/2010 9:49:36 AM	Appendix	A
Description	4 Connector Channel	Test Status	Complies
Operator Name	John Cash		





TCTL Far

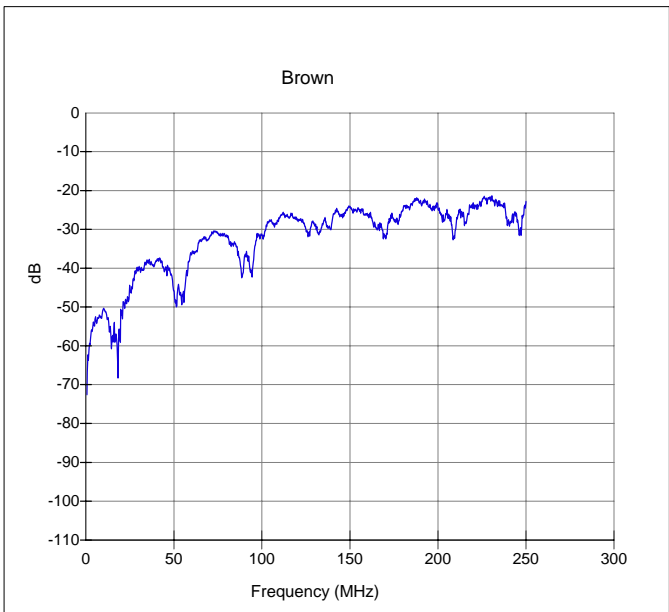
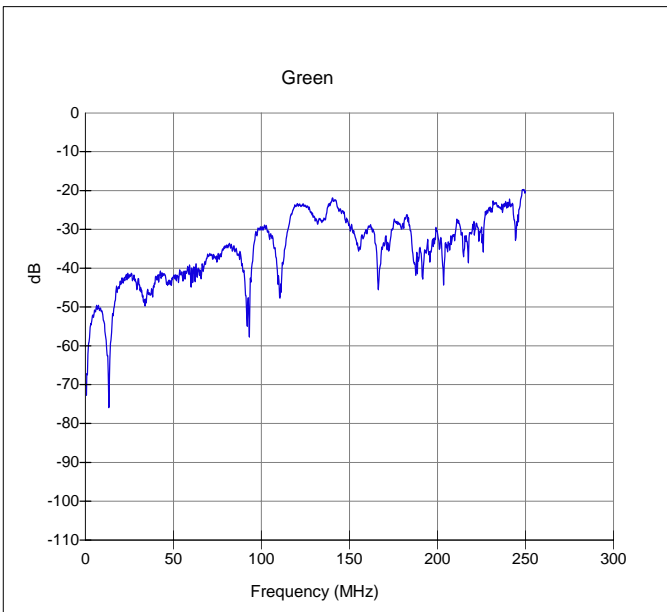
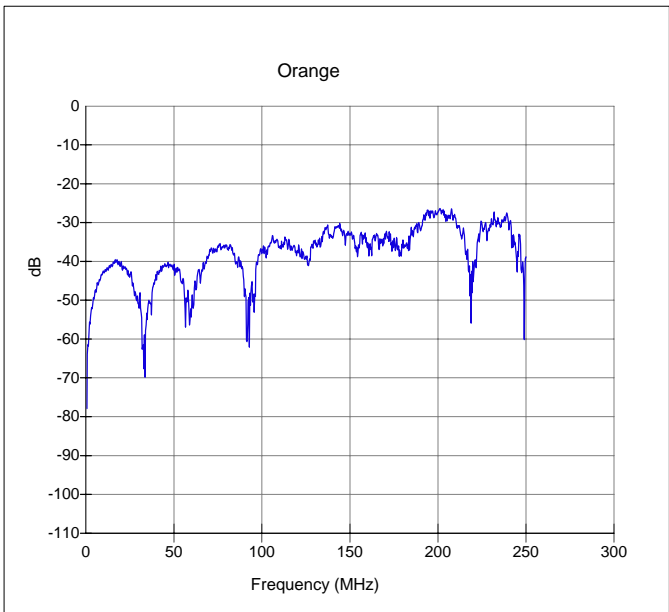
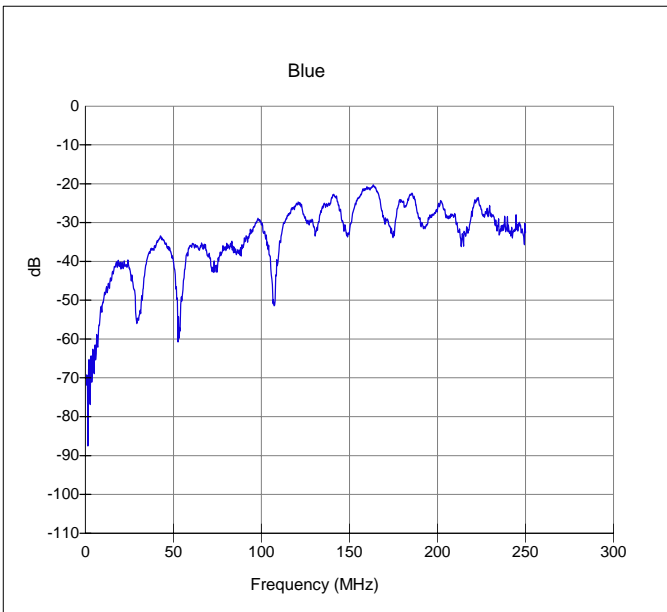
Client	Schneider Electric	Project No	100134962CRT-001b
Specification	TIA-568-C2 - Cat 6 Channel	Length(m)	100.
Part No	ACT4P6UCM3RBBU	Temperature	20 °C
Test Started	7/2/2010 9:49:36 AM	Appendix	A
Description	4 Connector Channel	Test Status	Complies
Operator Name	John Cash		





ELTCTL Near

Client	Schneider Electric	Project No	100134962CRT-001b
Specification	TIA-568-C2 - Cat 6 Channel	Length(m)	100.
Part No	ACT4P6UCM3RBBU	Temperature	20 °C
Test Started	7/2/2010 9:49:36 AM	Appendix	A
Description	4 Connector Channel	Test Status	Complies
Operator Name	John Cash		





ELTCTL Far

Client	Schneider Electric	Project No	100134962CRT-001b
Specification	TIA-568-C2 - Cat 6 Channel	Length(m)	100.
Part No	ACT4P6UCM3RBBU	Temperature	20 °C
Test Started	7/2/2010 9:49:36 AM	Appendix	A
Description	4 Connector Channel	Test Status	Complies
Operator Name	John Cash		

