

ZEICHENGENEHMIGUNG MARKS APPROVAL

Schneider Electric Industries SAS
35 Rue Joseph Monier
92500 RUEIL MALMAISON
FRANCE

ist berechtigt, für ihr Produkt /
is authorized to use for their product


Installationsschalter
Installation switch

die hier abgebildeten markenrechtlich geschützten Zeichen
für die ab Blatt 2 aufgeführten Typen zu benutzen /
the legally protected Marks as shown below for the types referred to on page 2 ff.



Geprüft und zertifiziert nach /
Tested and certified according to

DIN EN 60669-1 (VDE 0632 Teil 1):2009-10; EN 60669-1:1999 + A1:2002 + A2:2008
IEC 60669-1(ed.3);am1;am2



Aktenzeichen: 5008062-1610-0040 / 220173

File ref.:

Ausweis-Nr. 40043550

Blatt 1

Certificate No.

Page

Weitere Bedingungen siehe Rückseite und Folgeblätter /
further conditions see overleaf and following pages

Offenbach, 2016-01-06

VDE Prüf- und Zertifizierungsinstitut GmbH
VDE Testing and Certification Institute
Zertifizierungsstelle / Certification

M. Tasotti

VDE Zertifikate sind nur gültig bei Veröffentlichung unter:
VDE certificates are valid only when published on:

<http://www.vde.com/zertifikat>
<http://www.vde.com/certificate>

Name und Sitz des Genehmigungs-Inhabers / *Name and registered seat of the Certificate holder*

Schneider Electric Industries SAS, 35 Rue Joseph Monier, 92500 RUEIL MALMAISON, FRANCE

Aktenzeichen / *File ref.*

5008062-1610-0040 / 220173 / CC3 / ZI

Datum / *Date*

2016-01-06

Dieses Blatt gilt nur in Verbindung mit Blatt 1 des Zeichengenehmigungsausweises Nr. 40043550.

This supplement is only valid in conjunction with page 1 of the Certificate No. 40043550.

Installationsschalter *Installation switch*

Typ(en) / *Type(s)*

3113

Warenzeichen
Trademark Schneider Electric / Merten

Bemessungsspannung
Rated voltage AC 400 V

Bemessungsstrom
Rated current 16 AX

Schutzart
Degree of protection IP20; IP44

Schaltungsnummer
Switch pattern No. 3

Anbringungsart
Method of mounting Unterputzmontage
flush-type

Fortsetzung siehe Blatt 3 /
continued on page 3

VDE Prüf- und Zertifizierungsinstitut Zeichengenehmigung

Ausweis-Nr. / Beiblatt /
Certificate No. Supplement
40043550

Name und Sitz des Genehmigungs-Inhabers / *Name and registered seat of the Certificate holder*

Schneider Electric Industries SAS, 35 Rue Joseph Monier, 92500 RUEIL MALMAISON, FRANCE

Aktenzeichen / *File ref.*

5008062-1610-0040 / 220173 / CC3 / ZI

Datum / *Date*

2016-01-06

Dieses Beiblatt ist Bestandteil des Zeichengenehmigungsausweises Nr. 40043550.

This supplement is part of the Certificate No. 40043550.

Installationsschalter *Installation switch*

Fertigungsstätte(n) *Place(s) of manufacture*

Referenz/*Reference*
30010068

Merten GmbH
Fritz-Kotz-Straße 8
D-51674 WIEHL

VDE Prüf- und Zertifizierungsinstitut GmbH
VDE Testing and Certification Institute
Fachgebiet CC3
Section CC3

Aktenzeichen:
File reference: **5008062-1610-0040/220173**

Ausweis-Nr.:
Approval-No.: **40043550**

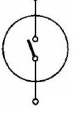
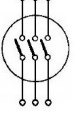
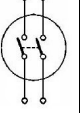
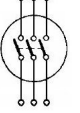
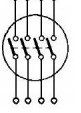
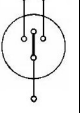
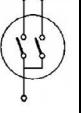
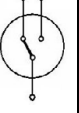
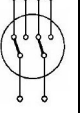
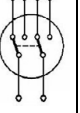
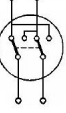






















Anlage Nr.: **1**
Appendix No.:

Seite:
Page: **1 / 2**

Datum:
Date: **2016-01-06**

Diese Anlage ist Bestandteil des Genehmigungsausweises. *This appendix is part of the approval.*

Produktbezeichnung <i>Produktdesignation</i>	Installationsschalter, Haushalt <i>Installation switch for household</i>
--	--

Geräteart <i>Product category</i>	<input checked="" type="checkbox"/> Schalter <i>switch</i>	<input type="checkbox"/> Taster <i>momentary contact switch</i>																						
Nennspannung <i>Rated voltage</i>	AC 400 V																							
Nennstrom <i>Rated current</i>	AC 16 A																							
Schaltungsnummer <i>Pattern no.</i>	<table style="width: 100%; text-align: center; border-collapse: collapse;"> <tr> <td><input type="checkbox"/> 1</td> <td><input type="checkbox"/> 1+1+1</td> <td><input type="checkbox"/> 2</td> <td><input checked="" type="checkbox"/> 3</td> <td><input type="checkbox"/> 03</td> <td><input type="checkbox"/> 4</td> <td><input type="checkbox"/> 5</td> <td><input type="checkbox"/> 6</td> <td><input type="checkbox"/> 6+6</td> <td><input type="checkbox"/> 6/2</td> <td><input type="checkbox"/> 7</td> </tr> <tr> <td></td> <td></td> <td></td> <td></td> <td></td> <td></td> <td></td> <td></td> <td></td> <td></td> <td></td> </tr> </table>		<input type="checkbox"/> 1	<input type="checkbox"/> 1+1+1	<input type="checkbox"/> 2	<input checked="" type="checkbox"/> 3	<input type="checkbox"/> 03	<input type="checkbox"/> 4	<input type="checkbox"/> 5	<input type="checkbox"/> 6	<input type="checkbox"/> 6+6	<input type="checkbox"/> 6/2	<input type="checkbox"/> 7											
<input type="checkbox"/> 1	<input type="checkbox"/> 1+1+1	<input type="checkbox"/> 2	<input checked="" type="checkbox"/> 3	<input type="checkbox"/> 03	<input type="checkbox"/> 4	<input type="checkbox"/> 5	<input type="checkbox"/> 6	<input type="checkbox"/> 6+6	<input type="checkbox"/> 6/2	<input type="checkbox"/> 7														
																								
Kontaktöffnung <i>Contact opening</i>	<input checked="" type="checkbox"/> normal <i>normal</i>	<input type="checkbox"/> mini m <i>mini m</i>																						
	<input type="checkbox"/> mikro μ <i>micro μ</i>	<input type="checkbox"/> Halbleiterschaltelement ε <i>semiconductor switching device ε</i>																						
Anzeigeleuchten <i>Pilot lights</i>	<input type="checkbox"/> ohne <i>without</i>	<input type="checkbox"/> fest eingebaut <i>permanently installed</i> <input checked="" type="checkbox"/> optional <i>optional</i>																						
Betätigungsart <i>Method of actuating</i>	<input type="checkbox"/> Drehschalter <i>rotary</i>	<input type="checkbox"/> Kippschalter <i>tumbler</i> <input checked="" type="checkbox"/> Wippschalter <i>rocker</i>																						
	<input type="checkbox"/> Zugschalter <i>cord-operated</i>	<input type="checkbox"/> Druckschalter <i>push-button</i>																						
Anschlussmittel <i>Type of terminals</i>	<input type="checkbox"/> schraubenlose Anschlussklemmen <i>screwless terminals</i>	<input checked="" type="checkbox"/> Schraubanschlussklemmen <i>screw-type terminals</i>																						
Anschluss von <i>Suitable for connection of</i>	<input type="checkbox"/> starre Leiter <i>rigid conductors</i>	<input type="checkbox"/> flexible Leiter <i>flexible conductors</i> <input checked="" type="checkbox"/> starre und flexible Leiter <i>rigid and flexible conductors</i>																						
Werkstoff, Oberflächenschutz und Kupfergehalt stromführender Teile <i>Material, coating and copper content of current carrying parts in %</i>	Netzklemmen <i>supply terminals</i>	CuZn 37, 63 %																						
	Verbindungen <i>connections</i>	CuZn 5, 95 %																						
Werkstoff und Größe (∅ x Höhe oder Höhe x Breite x Tiefe) der Kontakte <i>Material and dimensions (∅ x height or height x width x depth) of contacts</i>	bewegliche Kontakte <i>movable contacts</i>	AgZn 0, (∅2,3 x 0,4 mm)																						
	feste Kontakte <i>fixed contacts</i>	AgZn 0, (∅2,5 x 0,8 mm)																						

Aktenzeichen: **5008062-1610-0040/220173**
 File reference:

Ausweis-Nr.: **40043550**
 Approval-No.:

Anlage Nr.: **1**
 Appendix No.:

Seite: **2 / 2**
 Page:

Datum: **2016-01-06**
 Date:

Diese Anlage ist Bestandteil des Genehmigungsausweises. *This appendix is part of the approval.*

Werkstoff des Trägers stromführender Teile <i>Material of current carrying parts</i>	: Sockel <i>base</i> Sockelabdeckung <i>base-cover</i> Wippenhalter <i>rocker-holder</i>	FS 131 FS 131 FS 131
Werkstoff der verwendeten Isolierstoffteile <i>Material of the used insulation material</i>	: Wippe <i>rocker</i> Rahmen <i>frame</i> Rahmenhalter <i>frame holder</i> Sichtfenster <i>lens</i>	FS 131, PA 6.6, PC, Al FS 131, PA 6.6, PC, Al FS 131, PA 6.6, PC, Al FS 131, PA 6.6, PC, Al
Sonstige Angaben / Einzelteile / Typenschlüssel / Unterschiede <i>Other details / components / type code / type differences</i>	:	N/A

Aktenzeichen:
File reference: **5008062-1610-0040/220173**

Ausweis-Nr.:
Approval-No.: **40043550**

Anlage Nr.: **2**
Appendix No.:








Seite: **1 / 1**
Page:

Datum: **2016-01-06**
Date:

Diese Anlage ist Bestandteil des Genehmigungsausweises. *This appendix is part of the approval.*






System M

material of the rocker: thermosetting plastic and thermoplastic

- 
4331 rocker with marking 0/1 for 3113
- 
4331 rocker with marking 0/1 for 3113 IP44
- 
4333 rocker for permanent labelling for 3113
- 
4338 rocker with cut-out for symbols or control indicator for 3113
- 
4338 rocker with cut-out for symbols or control indicator for 3113 IP44
- 
3113 one-way, 3pole with screw terminals 16 AX, 400 V~
- 
3963 Light attachment for 3-pole switch 400 V~







System Fläche

material of the rocker: thermosetting plastic and thermoplastic, antique brass, stainless steel

- 
4121 rocker with marking 0/1 for 3113
- 
4123 rocker for permanent labelling for 3113
- 
4118 rocker with cut-out for symbols or control indicator for 3113
- 
4121 rocker with marking 0/1 for 3113 IP44
- 
4118 rocker with cut-out for symbols or control indicator for 3113 IP44

System M (Thermo + Duro)

M-Plan II

- 
frame 1 gang Type 4881
- 
frame 2 gang Type 4882
- 
frame 3 gang Type 4883
- 
frame 1 gang Type 5124
- 
frame 2 gang Type 5125
- 
frame 3 gang Type 5126











M-ARC

- 
frame 1 gang Type 4851
- 
frame 2 gang Type 4852
- 
frame 3 gang Type 4853
- 
frame 4 gang Type 4854
- 
frame 5 gang Type 4855











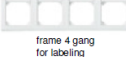
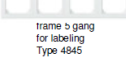
M-Star

- 
frame 1 gang Type 4871
- 
frame 2 gang Type 4872
- 
frame 3 gang Type 4873



M-Plan

- 
frame 1 gang Type 4861
- 
frame 2 gang Type 4862
- 
frame 3 gang Type 4863
- 
frame 4 gang Type 4864
- 
frame 5 gang Type 4865
- 
frame 1 gang for labeling Type 4861
- 
frame 2 gang for labeling Type 4862
- 
frame 3 gang for labeling Type 4863
- 
frame 2 gang for labeling Type 4862
- 
frame 3 gang for labeling Type 4863

M-Smart

- 
frame 1 gang Type 4891
- 
frame 2 gang Type 4892
- 
frame 3 gang Type 4893
- 
frame 4 gang Type 4894
- 
frame 5 gang Type 4895
- 
frame 1 gang for labeling Type 4881
- 
frame 2 gang for labeling Type 4882
- 
frame 3 gang for labeling Type 4883
- 
frame 2 gang for labeling Type 4892
- 
frame 3 gang for labeling Type 4893
- 
frame 4 gang for labeling Type 4844
- 
frame 5 gang for labeling Type 4845

System Fläche (Thermo + Duro)

- 
frame 1 gang Type 3981
- 
frame 2 gang Type 3982
- 
frame 3 gang Type 3983
- 
frame 4 gang Type 3984
- 
frame 5 gang Type 3985