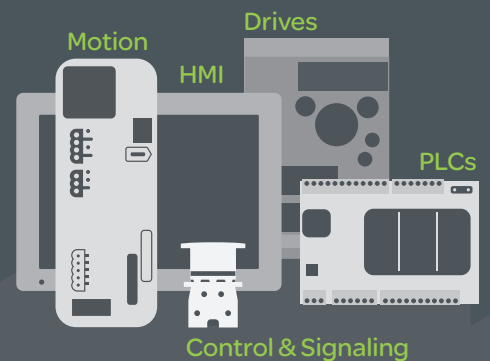




Introducing the **Easy Series**

Essential automation & control products

When just enough is just right!



Easy Modicon ABL2

Regulated switch mode power supplies

General content

Easy Modicon ABL2 Regulated switch mode single-phase power supplies

■ General presentation

- Presentation and applications..... [page 2](#)
- A user-oriented range of products..... [page 3](#)
- Control architecture [page 3](#)

■ Characteristics, description and dimensions

- Main characteristics [page 4](#)
- Description:
 - Power supplies with free air convection [page 4](#)
 - Power supplies with forced air cooling by built-in DC fan [page 4](#)
- Dimensions..... [page 4](#)

■ Reference and options

- ABL2 regulated switch mode \approx 24 V power supplies [page 5](#)
- Options for ABL2 power supplies [page 5](#)

- **Product reference index**..... [page 6](#)

Easy Modicon ABL2

Regulated switch mode single-phase power supplies

Presentation and applications



35, 50, and 100 W ABL2 power supplies



150 and 200 W ABL2 power supplies



250 and 350 W ABL2 power supplies

Presentation

The Easy Modicon ABL2 electronic switch mode power supply offer is designed to provide the DC voltage necessary for electrical equipment operating in a low voltage automation and control system (PLC, HMI, sensors, etc.).

Our products incorporate advanced technology features: they are compact, and offer high performance and easy maintenance, thus reducing downtime.

- ABL2 power supplies are fully electronic and have a regulated switch mode. The use of electronics makes it possible to significantly improve the efficiency of these power supplies, which offer:
 - Compact dimensions (1)
 - Wide power range (7 models from 35 to 350 W)
 - High degree of output voltage stability (precision: $\pm 1\%$)
 - Proven performance (MTBF over 600K hours)
 - Diagnostics via LEDs at the output terminal
 - 4 quick and simple mounting types
- These power supplies also provide the following protection functions:
 - Integrated output/overload/overvoltage and short-circuit protection with Hiccup restart for all models and overtemperature for models from 200 to 350 W
 - Input overvoltage protection (for 35 to 150 W models)
 - Protective terminal cover to prevent direct finger contact, helping to protect against electric shock hazards
 - Specially designed hole in casing to help prevent risk of short-circuit with long screws
- ABL2 power supplies have been awarded the following certifications:
 - CC, KC, and EAC
 - Safety standard: IEC/EN 60950-1 compliant
 - EMC standard: EN 61000-6-2, EN 61000-4-2, 3, 4, 5, 6, 8, 11, EN 55022 Class B
- They also comply with RoHS directives.

Applications

The Easy Modicon ABL2 power supplies range is able to meet the needs encountered in standard commercial machines and conforms to worldwide standards.

This range can be widely used with other electronic appliances and systems in the industry. OEMs and panel builders can easily integrate it into their machines or machine control panels.

- OEMs can integrate these power supplies in simple machines used in the following fields:
 - wind power
 - textile industry
 - packaging
 - machine tools
 - food industry
- Panel builders can integrate them in control panels installed in the following fields:
 - electric power
 - automobile industry
 - chemical industry
 - municipal buildings
 - infrastructure

(1) See [page 4](#).

Easy Modicon ABL2

Regulated switch mode single-phase power supplies

A user-oriented range of products

Control architecture

A user-oriented range of products

Fit for purpose

The Easy Modicon ABL2 range now features 7 models (from 35 to 350 W) whereas other equivalent ranges on the market typically offer 4 models.

- The new ABL2 power supplies are more compact than previous ABL2 versions (up to 20% smaller). They are also smaller than other models currently available on the market, thus saving space inside a cabinet for other electric appliances.
- Moreover, the high performance of these products (24 V DC stable output) means less downtime and their high-efficiency design means lower energy consumption.

Ease of use throughout the whole life cycle

- 4 types of mounting are available for more flexibility:
 - direct mounting on back panel
 - mounting on rear 35 mm (1.37 in.) rails
 - mounting with 4-corner bracket
 - mounting with L-type accessories
- ABL2 power supplies can be mounted quickly and easily owing to the specially designed mounting holes in their casing which help to prevent mistakes.
- New, improved labeling and packaging help to ensure quick identification and offer a better view of the products (their appearance is printed on the box).
- For existing installations, non-Schneider power supplies can easily be replaced (same installation dimensions, same mounting hole locations) (1).

Robustness

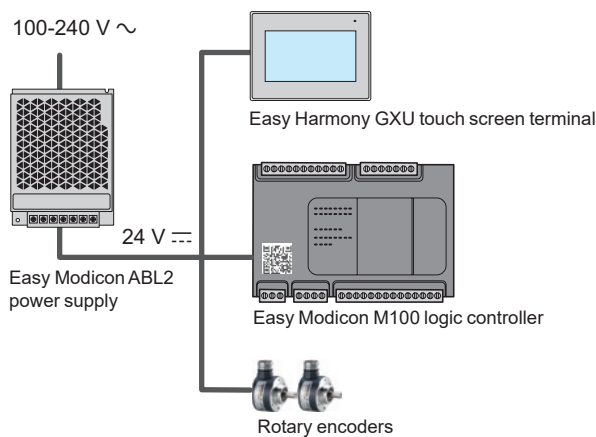
ABL2 power supplies have been designed to meet the majority of customer specifications:

- They feature short circuit protection as well as overload protection with an auto-recovery mode (automatic protection reset). This means that the protection resets itself automatically on elimination of the detected fault, which avoids the need to take any action or change a fuse.
- They are equipped with an input voltage (100-240 V a) smart switch offering increased performance and durability.
- They can operate within a wide temperature range.

Widely available

- Fast delivery through a large distribution network
- Fast access to information and support through the Partner Relationship Management tool and a dedicated network of engineers

Control architecture



(1) The position of the mounting holes on the casing varies slightly compared with previous ABL2 power supply ranges. Please see dimensions on our website <https://www.schneider-electric.cn>

Easy Modicon ABL2

Regulated switch mode single-phase power supplies

Main characteristics, description, and dimensions

Main characteristics

Electrical characteristics

- Input voltage: 100-240 V ~, single-phase
- Output voltage: 24 V ---
- Efficiency > 88%
- Vibration resistance: 4 G

Environment characteristics

- Ambient air temperature for 150 W model:
 - -30... +45 °C without derating
 - 45... to 70 °C with derating (1)
- Ambient air temperature for 35 to 100 W and 200 to 350 W models:
 - -30... +50 °C without derating
 - 50... to 70 °C with derating (1)
- Ambient humidity (around the device): 10...95%
- Degree of protection: IP 20 - Insulation class: I
- Altitude: 0...5,000 m (2)
- Thermal design: more efficient cooling with triangle hole


For more technical information, visit our website <https://www.schneider-electric.cn>

Description

Power supplies with natural convection (ABL2REM240●●K)

ABL2REM240●●K switch mode power supplies, with natural convection, have the following on the front panel:

- 100/240 V ~ input voltage selector (on 150 and 200 W versions only)
- Four fixing holes for mounting with 4-corner bracket and M3 screws (on 150 and 200 W versions only)
- Technical information
- A green LED indicating status of the DC output voltages
- An output voltage adjustment potentiometer ($\pm 15\%$)
- A 4 mm² screw clamp terminal block (equipped with plastic protective cover as standard) for connection of the AC input voltage and DC output voltage




ABL2REM24065K (150 W)

Power supplies with forced air cooling by built-in DC fan (ABL2REM241●0K)

ABL2REM241●0K switch mode power supplies, with forced air cooling by built-in DC fan, have the following on the front panel:

- 100/240 V ~ input voltage selector (on 250 and 350 W versions)
- Four fixing holes for mounting with 4-corner bracket and M4 screws
- Built-in DC fan
- Technical information
- A green LED indicating status of the DC output voltages
- An output voltage adjustment potentiometer ($\pm 15\%$)
- A 4 mm² screw clamp terminal block (equipped with plastic protective cover as standard) for connection of the AC input voltage and DC output voltage



ABL2REM241●0K (250 W and 350 W)

Dimensions (overall)

ABL2 power supplies		Dimensions (W x H x D)	
Reference	Power (W)	mm	in.
ABL2REM24015K and ABL2REM24020K	35 and 50	99 x 82 x 30	3.90 x 3.23 x 1.17
ABL2REM24045K	100	129 x 97 x 30	5.08 x 3.78 x 1.17
ABL2REM24065K	150	159 x 97 x 30	6.20 x 3.78 x 1.17
ABL2REM24085K	200	215 x 115 x 30	4.53 x 8.46 x 1.17
ABL2REM24100K and ABL2REM24150K	250 and 350	215 x 115 x 30	4.53 x 8.46 x 1.17

(1) Please visit our website <https://www.schneider-electric.cn> for more information about derating.
(2) The ambient temperature derating of 5 °C/1,000 m is needed for operating altitude greater than 2,000 m.

Easy Modicon ABL2

Regulated switch mode single-phase power supplies

References and options



ABL2REM24015K

ABL2 regulated switch mode 24 V DC power supplies

Input voltage	Output voltage	Nominal power	Output current	Automatic protection reset	Voltage switching	Cooling design	Reference	Weight
V	V	W	A					kg lb
100...240 \sim	24 DC	35	1.5	Yes	Automatic	Natural convection	ABL2REM24015K	0.230 0.507
		50	2.2	Yes	Automatic	Natural convection	ABL2REM24020K	0.250 0.551
		100	4.5	Yes	Automatic	Natural convection	ABL2REM24045K	0.350 0.772
100...120 \sim 200...240 \sim	24 DC	150	6.5	Yes	Manual	Natural convection	ABL2REM24065K	0.440 0.970
		200	8.3	Yes	Manual	Natural convection	ABL2REM24085K	0.730 1.609
		250	10.5	Yes	Manual	Forced air cooling by built-in DC fan	ABL2REM24100K	0.750 1.653
		350	14.6	Yes	Manual	Forced air cooling by built-in DC fan	ABL2REM24150K	0.790 1.742



ABL2REM24100K

Options for ABL2 power supplies

Type of mounting accessory	Description	For power supplies	Sold in lots of	Unit reference	Weight
					kg lb
4-corner bracket	For direct mounting on back panel Mounting screws not provided. Recommended use: M4 (6 mm/0.24 in) or M4 (8 mm/0.31 in) screws	ABL2REM24085K, ABL2REM24100K, ABL2REM24150K	40	ABL2K01	0.003 0.007
Clip-on mounting plate	For mounting on 35 mm (1.37 in.) DIN rail	All models	5 (1)	ABL2K02	0.028 0.062
L-type accessories	Size: Small L	ABL2REM24015K, ABL2REM24020K, ABL2REM24045K, ABL2REM24065K	1	ABL2K03A	0.110 0.240
	Size: Big L	ABL2REM24085K, ABL2REM24100K, ABL2REM24150K	1	ABL2K03B	0.150 0.331



ABL2K01



ABL2K02



ABL2K03A ABL2K03B

(1) ABL2K02 is a pack of 5 accessories usable on 35 mm (1.37 in.) DIN rails. Please note that only 1 accessory is necessary for mounting a 35 to 150 W power supply but 2 accessories are needed for the other three models (200, 250, and 350 W).

Easy Modicon ABL2

Regulated switch mode single-phase power supplies

Product reference index

A	
ABL2K01	5
ABL2K02	5
ABL2K03A	5
ABL2K03B	5
ABL2REM24015K	5
ABL2REM24020K	5
ABL2REM24045K	5
ABL2REM24065K	5
ABL2REM24085K	5
ABL2REM24100K	5
ABL2REM24150K	5

Life Is On



Learn more about our products at
www.schneider-electric.com

The information provided in this documentation contains general descriptions and/or technical characteristics of the performance of the products contained herein. This documentation is not intended as a substitute for and is not to be used for determining suitability or reliability of these products for specific user applications. It is the duty of any such user or integrator to perform the appropriate and complete risk analysis, evaluation and testing of the products with respect to the relevant specific application or use thereof. Neither Schneider Electric nor any of its affiliates or subsidiaries shall be responsible or liable for misuse of the information contained herein.

Design: Schneider Electric
Photos: Schneider Electric

Schneider Electric Industries SAS

Head Office
35, rue Joseph Monier - CS 30323
F-92500 Rueil-Malmaison Cedex
France

DIA3ED2170501EN
October 2019 - V2.0