

Description	Page
<b>Three Phase</b>	
<ul style="list-style-type: none"> <li>Aluminum, Copper, 150 Degree Rise</li> </ul>	2
<ul style="list-style-type: none"> <li>Aluminum, Copper, 115 Degree Rise</li> </ul>	4
<ul style="list-style-type: none"> <li>Aluminum, Copper, 80 Degree Rise</li> </ul>	4
<ul style="list-style-type: none"> <li>Epoxy Encapsulated</li> </ul>	7
<b>Single Phase</b>	
<ul style="list-style-type: none"> <li>Aluminum, Copper, 150 Degree Rise</li> </ul>	3
<ul style="list-style-type: none"> <li>Aluminum, Copper, 115 Degree Rise</li> </ul>	4
<ul style="list-style-type: none"> <li>Aluminum, Copper, 80 Degree Rise</li> </ul>	4
<ul style="list-style-type: none"> <li>Epoxy Encapsulated</li> </ul>	6
<b>Non Linear (K-4)</b>	
<ul style="list-style-type: none"> <li>Aluminum, Copper</li> </ul>	5
<b>Non Linear (K-13)</b>	
<ul style="list-style-type: none"> <li>Aluminum, Copper</li> </ul>	5
<b>Epoxy Encapsulated</b>	
<ul style="list-style-type: none"> <li>Single Phase</li> </ul>	6
<ul style="list-style-type: none"> <li>Three Phase</li> </ul>	7
<ul style="list-style-type: none"> <li>Single Phase Export Model Transformers</li> </ul>	8
<ul style="list-style-type: none"> <li>Single Phase Buck and Boost Transformers</li> </ul>	8
<ul style="list-style-type: none"> <li>Stainless Steel Enclosed Transformers</li> </ul>	9
<b>Wiring Diagrams</b>	
<ul style="list-style-type: none"> <li>Mini Power Zone Transformers</li> </ul>	10
<ul style="list-style-type: none"> <li>Standard LV EE Transformers</li> </ul>	10
<b>Enclosures and Accessories</b>	
<ul style="list-style-type: none"> <li>Lug Kits</li> </ul>	11
<ul style="list-style-type: none"> <li>Sound Levels</li> </ul>	11
<ul style="list-style-type: none"> <li>Enclosures and Dimensions</li> </ul>	12
<ul style="list-style-type: none"> <li>Wall and Ceiling Mounting Brackets</li> </ul>	12
<b>Open Core and Coil Transformers</b>	
<ul style="list-style-type: none"> <li>Three Phase</li> </ul>	13

**Please note:**

Since January 1, 2005, dry-type distribution transformers are subject to Canada's **Energy Efficiency Act and Regulations**. These require that dry-type transformers in Canada meet minimum energy performance levels and report energy efficiency verified performance data to Natural Resources Canada (NRCan).

For more info go to this Link:

[https://download.schneider-electric.com/files?p\\_enDocType=Catalog&p\\_File\\_Name=7400CT1901.pdf&p\\_Doc\\_Ref=7400CT1901](https://download.schneider-electric.com/files?p_enDocType=Catalog&p_File_Name=7400CT1901.pdf&p_Doc_Ref=7400CT1901)

# Aluminum and Copper Wound Transformers, 150 Degree Rise

## Three Phase - Energy Efficient - (NRCAN) Certified Transformers

### Aluminum Windings

kVA	Catalogue Number	Taps	Wiring Diagram	Weight (lbs)	Weight (kg)	Enclosure
<b>600V - 208Y/120V</b>						
15	EE15T65H	6-2.5% 2+4-	1	240	109	17D
30	EE30T65H	6-2.5% 2+4-	1	290	132	17D
45	EE45T65H	6-2.5% 2+4-	1	372	169	18D
75	EE75T65H	6-2.5% 2+4-	1	585	266	20D
112.5	EE112T65H	6-2.5% 2+4-	1	712	324	21D
150	EE150T65H	6-2.5% 2+4-	1	790	359	22D
225	EE225T65H	6-2.5% 2+4-	1	945	430	24D
300	EE300T65H	6-2.5% 2+4-	1	1305	593	25D
500	EE500T79H	4-2.5% 2+2-	2	1870	850	30D
750	EE750T79H	4-2.5% 2+2-	2	2990	1359	31D

### 480V - 208Y/120V

15	EE15T3H	6-2.5% 2+4-	1	220	100	17D
30	EE30T3H	6-2.5% 2+4-	1	260	118	17D
45	EE45T3H	6-2.5% 2+4-	1	368	167	18D
75	EE75T3H	6-2.5% 2+4-	1	585	266	20D
112.5	EE112T3H	6-2.5% 2+4-	1	620	282	21D
150	EE150T3H	6-2.5% 2+4-	1	835	380	22D
225	EE225T3H	6-2.5% 2+4-	1	1110	505	24D
300						
500	EE500T68H	4-2.5% 2+2-	2	1875	852	30D
750	EE750T68H	4-2.5% 2+2-	2	2965	1348	31D

### 600V - 600Y/347V

15	EE15T2305H	6-2.5% 2+4-	1	240	109	17D
30	EE30T2305H	6-2.5% 2+4-	1	290	132	17D
45	EE45T2305H	6-2.5% 2+4-	1	372	169	18D
75	EE75T2305H	6-2.5% 2+4-	1	585	266	20D
112.5	EE112T2305H	6-2.5% 2+4-	1	712	324	21D
150						
225						
300	EE300T2305H	6-2.5% 2+4-	1	1305	593	25D
500						
750						

### 600V - 480Y/277V

15	EE15T2280H	6-2.5% 2+4-	1	240	109	17D
30	EE30T2280H	6-2.5% 2+4-	1	290	132	17D
45	EE45T2280H	6-2.5% 2+4-	1	372	169	18D
75	EE75T2280H	6-2.5% 2+4-	1	585	266	20D
112.5	EE112T2280H	6-2.5% 2+4-	1	712	324	21D
150	EE150T2280H	6-2.5% 2+4-	1	790	359	22D
225	EE225T2280H	6-2.5% 2+4-	1	945	430	24D
300	EE300T2280H	6-2.5% 2+4-	1	1305	593	25D
500	EE500T126H	4-2.5% 2+2-	2	1870	850	30D
750	EE750T126H	4-2.5% 2+2-	2	2990	1359	31D

### Copper Windings

kVA	Catalogue Number	Taps	Wiring Diagram	Weight (lbs)	Weight (kg)	Enclosure
<b>600V - 208Y/120V</b>						
15	EE15T65HCU	6-2.5% 2+4-	1	310	141	17D
30	EE30T65HCU	6-2.5% 2+4-	1	345	157	17D
45	EE45T65HCU	6-2.5% 2+4-	1	430	195	18D
75	EE75T65HCU	6-2.5% 2+4-	1	635	289	20D
112.5	EE112T65HCU	6-2.5% 2+4-	1	725	330	21D
150	EE150T65HCU	6-2.5% 2+4-	1	920	418	22D
225	EE225T65HCU	6-2.5% 2+4-	1	1090	495	24D
300	EE300T65HCU	6-2.5% 2+4-	1	1535	698	25D
500	EE500T79HCU	4-2.5% 2+2-	2	2300	1045	30D
750						

### 480V - 208Y/120V

15						
30	EE30T3HCU	6-2.5% 2+4-	1	340	155	17D
45	EE45T3HCU	6-2.5% 2+4-	1	418	190	18D
75	EE75T3HCU	6-2.5% 2+4-	1	642	292	20D
112.5	EE112T3HCU	6-2.5% 2+4-	1	725	330	21D
150	EE150T3HCU	6-2.5% 2+4-	1	915	416	22D
225	EE225T3HCU	6-2.5% 2+4-	1	1125	511	24D
300	EE300T3HCU	6-2.5% 2+4-	1	1535	698	25D
500						
750						

### 600V - 600Y/347V

15	EE15T2305HCU	6-2.5% 2+4-	1	310	141	17D
30	EE30T2305HCU	6-2.5% 2+4-	1	345	157	17D
45	EE45T2305HCU	6-2.5% 2+4-	1	430	195	18D
75	EE75T2305HCU	6-2.5% 2+4-	1	635	289	20D
112.5	EE112T2305HCU	6-2.5% 2+4-	1	725	330	21D
150	EE150T2305HCU	6-2.5% 2+4-	1	920	418	22D
225						
300						
500						
750	EE750T127HCU	4-2.5% 2+2-	2	3710	1686	31D

### 600V - 480Y/277V

15	EE15T2280HCU	6-2.5% 2+4-	1	310	141	17D
30	EE30T2280HCU	6-2.5% 2+4-	1	345	157	17D
45	EE45T2280HCU	6-2.5% 2+4-	1	430	195	18D
75	EE75T2280HCU	6-2.5% 2+4-	1	635	289	20D
112.5	EE112T2280HCU	6-2.5% 2+4-	1	725	330	21D
150	EE150T2280HCU	6-2.5% 2+4-	1	920	418	22D
225	EE225T2280HCU	6-2.5% 2+4-	1	1090	495	24D
300	EE300T2280HCU	6-2.5% 2+4-	1	1535	698	25D
500						
750						

- ▲ For enclosure styles, dimensions and accessories, please refer to page DE9-12.
- ■ Not for construction. Contact your local Schneider Electric sales office or your local Schneider Electric distributor.
- For detailed information please refer to catalogue "Energy Efficient Transformers" #7400CT0601.
- **These transformers do not include mechanical lug kits.** For lug kits selection information, please refer to page DE9-11 or catalogue "Mechanical lug kits" #7400CT0501.
- cULus listed per CSA C22.2 No. 47, C802.2, UL1561, NEMA ST-20, NEMA TP-2.
- Available with 115, 80 Degree rise. Please refer to page DE9-4.
- For other sizes, voltages and technical data, please contact your local Schneider Electric sales office or your local Schneider Electric distributor or visit [www.schneider-electric.ca](http://www.schneider-electric.ca).
- For transformers below 15 kVA, please refer to page DE9-7.

For more info go to this Link:

[https://download.schneider-electric.com/files?p\\_enDocType=Catalog&p\\_File\\_Name=7400CT1901.pdf&p\\_Doc\\_Ref=7400CT1901](https://download.schneider-electric.com/files?p_enDocType=Catalog&p_File_Name=7400CT1901.pdf&p_Doc_Ref=7400CT1901)

# Aluminum and Copper Wound Transformers, 150 Degree Rise

## Single Phase - Energy Efficient - (NRCAN) Certified Transformers

### Aluminum Windings

kVA	Catalogue Number	Taps	Wiring Diagram	Weight (lbs)	Weight (kg)	Enclosure
<b>600V - 120/240V</b>						
15	EE15S3534H	6-2.5% 2+4-	3	215	98	17D
25	EE25S3534H	6-2.5% 2+4-	3	275	125	17H
37.5	EE37S3534H	6-2.5% 2+4-	3	400	182	18H
50	EE50S3534H	6-2.5% 2+4-	3	450	205	18H
75	EE75S3534H	6-2.5% 2+4-	3	605	275	21D
100	EE100S3534H	6-2.5% 2+4-	3	795	361	22D
167	EE167S3534H	6-2.5% 2+4-	3	985	448	24D

### 480V - 120/240V

15	EE15S3H	6-2.5% 2+4-	3	215	98	17D
25	EE25S3H	6-2.5% 2+4-	3	275	125	17H
37.5	EE37S3H	6-2.5% 2+4-	3	340	155	18H
50	EE50S3H	6-2.5% 2+4-	3	395	180	18H
75	EE75S3H	6-2.5% 2+4-	3	619	281	21D
100	EE100S3H	6-2.5% 2+4-	3	682	310	22D
167	EE167S3H	6-2.5% 2+4-	3	982	446	24D

### Copper Windings

kVA	Catalogue Number	Taps	Wiring Diagram	Weight (lbs)	Weight (kg)	Enclosure
<b>600V - 120/240V</b>						
15	EE15S3534HCU	6-2.5% 2+4-	3	275	-	17D
25	EE25S3534HCU	6-2.5% 2+4-	3	305	-	17H
37.5	EE37S3534HCU	6-2.5% 2+4-	3	400	-	18H
50	EE50S3534HCU	6-2.5% 2+4-	3	460	209	18H
75	EE75S3534HCU	6-2.5% 2+4-	3	650	295	21D
100	EE100S3534HCU	6-2.5% 2+4-	3	825	375	22D

- ▲ For enclosure styles, dimensions and accessories, please refer to page DE9-12.
- ■ Not for construction. Contact your local Schneider Electric sales office or your local Schneider Electric distributor.
- For detailed information please refer to catalogue "Energy Efficient Transformers" #7400CT0601
- **These transformers do not include mechanical lug kits.** For lug kits selection information, please refer to page DE9-11 or catalogue "Mechanical lug kits" #7400CT0501.
- cULus listed per CSA C22.2 No. 47, C802.2, UL1561, NEMA ST-20, NEMA TP-2
- Available with 115, 80 Degree rise. Please refer to page DE9-4.
- For other sizes, voltages and technical data, please contact your local Schneider Electric sales office or your local Schneider Electric distributor or visit [www.schneider-electric.ca](http://www.schneider-electric.ca).
- For transformers below 15 kVA, please refer to page DE9-6.

ONLY 3 Phase  
 Transformers obsoleted  
 And replaced by  
 EXN Transformers

For more info go to this Link:

[https://download.schneider-electric.com/files?p\\_enDocType=Catalog&p\\_File\\_Name=7400CT1901.pdf&p\\_Doc\\_Ref=7400CT1901](https://download.schneider-electric.com/files?p_enDocType=Catalog&p_File_Name=7400CT1901.pdf&p_Doc_Ref=7400CT1901)

**Aluminum Windings**

kVA	Catalogue Number	Taps	Wiring Diagram	Weight (lbs)	Weight (kg)	Enclosure
<b>Three-Phase, 600V - 208Y/120V, 115 Degree rise</b>						
15						
30						
45	EE45T65HF	6-2.5% 2+4-	1	410	186	20D
75	EE75T65HF	6-2.5% 2+4-	1	620	282	21D
112.5	EE112T65HF	6-2.5% 2+4-	1	800	364	22D
150	EE150T65HF	6-2.5% 2+4-	1	1110	505	24D
225	EE225T65HF	6-2.5% 2+4-	1	1359	618	25D
300						
500						

**Three-Phase, 600V - 208Y/120V, 80 Degree rise**

15						
30						
45	EE45T65HB	6-2.5% 2+4-	1	410	186	20D
75	EE75T65HB	6-2.5% 2+4-	1	620	282	21D
112.5	EE112T65HB	6-2.5% 2+4-	1	800	364	22D
150						
225						
300						
500						

**Single Phase, 600V - 120/240V, 115 Degree rise**

15						
25						
37.5						
50						
75						
100						

**Single Phase, 600V - 120/240V, 80 Degree rise**

15						
25						
37.5						
50						
75						
100						

**Copper Windings**

kVA	Catalogue Number	Taps	Wiring Diagram	Weight (lbs)	Weight (kg)	Enclosure
<b>Three-Phase, 600V - 208Y/120V, 115 Degree rise</b>						
15	EE15T65HFCU	6-2.5% 2+4-	1	340	155	17D
30	EE30T65HFCU	6-2.5% 2+4-	1	372	169	18D
45						
75	EE75T65HFCU	6-2.5% 2+4-	1	725	330	21D
112.5						
150	EE150T65HFCU	6-2.5% 2+4-	1	1090	495	24D
225	EE225T65HFCU	6-2.5% 2+4-	1	1535	698	25D
300						
500						

**Three-Phase, 600V - 208Y/120V, 80 Degree rise**

15						
30	EE30T65HBCU	6-2.5% 2+4-	1	320	145	18D
45	EE45T65HBCU	6-2.5% 2+4-	1	410	186	20D
75	EE75T65HBCU	6-2.5% 2+4-	1	620	282	21D
112.5						
150						
225	EE225T65HBCU	6-2.5% 2+4-	1	1359	618	25D
300						
500						

**Single Phase, 600V - 120/240V, 115 Degree rise**

15						
25						
37.5						
50	EE50S3534HFCU	6-2.5% 2+4-	3	460	209	21D
75						
100						

**Single Phase, 600V - 120/240V, 80 Degree rise**

15						
25	EE25S3534HBCU	6-2.5% 2+4-	3	380	173	18H
37.5						
50						
75						
100						

- ▲ For enclosure styles, dimensions and accessories, please refer to page DE9-12.
- ■ Not for construction. Contact your local Schneider Electric sales office or your local Schneider Electric distributor.
- For detailed information please refer to catalogue "Energy Efficient Transformers" #7400CT0601.
- **These transformers do not include mechanical lug kits.** For lug kits selection information, please refer to page DE9-11 or catalog "Mechanical lug kits" #7400CT0501.
- cULus listed per CSA C22.2 No. 47, C802.2, UL1561, NEMA ST-20, NEMA TP-2.
- For other sizes, voltages and technical data, please contact your local Schneider Electric sales office or your local Schneider Electric distributor or visit [www.schneider-electric.ca](http://www.schneider-electric.ca).
- For transformers below 15 kVA, please refer to page DE9-6, DE9-7.

ONLY 3 Phase Transformers obsoleted And replaced by EXN Transformers

For more info go to this Link:

[https://download.schneider-electric.com/files?p\\_enDocType=Catalog&p\\_File\\_Name=7400CT1901.pdf&p\\_Doc\\_Ref=7400CT1901](https://download.schneider-electric.com/files?p_enDocType=Catalog&p_File_Name=7400CT1901.pdf&p_Doc_Ref=7400CT1901)

# K-rated Transformers for High Harmonic Loads

## Three Phase - Energy Efficient - (NRCAN) Certified Transformers

### Aluminum Windings

kVA	Catalogue Number	Taps	Wiring Diagram	Weight (lbs)	Weight (kg)	Enclosure
<b>600V - 208Y/120V, K-4 rated, 150 Degree rise</b>						
15	EE15T65HISNL	6-2.5% 2+4-	1	266	121	17D
30	EE30T65HISNL	6-2.5% 2+4-	1	360	164	18D
45	EE45T65HISNL	6-2.5% 2+4-	1	515	234	20D
75						
112.5						
150						
225						
300						
500						

### 600V - 208Y/120V, K-13 rated, 150 Degree rise

15	EE15T65HISNLP	6-2.5% 2+4-	1	266	121	17D
30	EE30T65HISNLP	6-2.5% 2+4-	1	360	164	18D
45	EE45T65HISNLP	6-2.5% 2+4-	1	515	234	20D
75	EE75T65HISNLP	6-2.5% 2+4-	1	560	255	21D
112.5	EE112T65HISNLP	6-2.5% 2+4-	1	800	364	22D
150	EE150T65HISNLP	6-2.5% 2+4-	1	1150	523	24D
225	EE225T65HISNLP	6-2.5% 2+4-	1	1349	613	25D
300						
500						

### 600V - 208Y/120V, K-13 rated, 115 Degree rise

15						
30	EE30T65HFISNLP	6-2.5% 2+4-	1	375	170	18D
45	EE45T65HFISNLP	6-2.5% 2+4-	1	500	227	20D
75	EE75T65HFISNLP	6-2.5% 2+4-	1	560	255	21D
112.5	EE112T65HFISNLP	6-2.5% 2+4-	1	800	364	22D
150						
225						
300	EE300T79HFISNLP	4-2.5% 2+2-	2	1750	795	30D
500						

### Copper Windings

kVA	Catalogue Number	Taps	Wiring Diagram	Weight (lbs)	Weight (kg)	Enclosure
<b>600V - 208Y/120V, K-4 rated, 150 Degree rise</b>						
15						
30	EE30T65HISCUNL	6-2.5% 2+4-	1	430	195	18D
45	EE45T65HISCUNL	6-2.5% 2+4-	1	490	223	20D
75	EE75T65HISCUNL	6-2.5% 2+4-	1	730	332	21D
112.5						
150	EE150T65HISCUNL	6-2.5% 2+4-	1	1120	509	24D
225						
300						
500						

### 600V - 208Y/120V, K-13 rated, 150 Degree rise

15	EE15T65HISCUNLP	6-2.5% 2+4-	1	260	118	17D
30	EE30T65HISCUNLP	6-2.5% 2+4-	1	430	195	18D
45	EE45T65HISCUNLP	6-2.5% 2+4-	1	730	332	20D
75	EE75T65HISCUNLP	6-2.5% 2+4-	1	640	291	21D
112.5	EE112T65HISCUNLP	6-2.5% 2+4-	1	985	448	22D
150	EE150T65HISCUNLP	6-2.5% 2+4-	1	1135	516	24D
225	EE225T65HISCUNLP	6-2.5% 2+4-	1	1477	671	25D
300	EE300T79HISCUNLP	4-2.5% 2+2-	2	2650	1205	30D
500	EE500T79HISCUNLP	4-2.5% 2+2-	2	2800	1273	31D

### 600V - 208Y/120V, K-4 rated, 115 Degree rise

15						
30						
45	EE45T65HFISCUNL	6-2.5% 2+4-	1	730	332	20D
75	EE75T65HFISCUNL	6-2.5% 2+4-	1	640	291	21D
112.5						
150						
225						
300						
500						

### 600V - 208Y/120V, K-13 rated, 115 Degree rise

15	EE15T65HFISCUNLP	6-2.5% 2+4-	1	260	118	17D
30						
45	EE45T65HFISCUNLP	6-2.5% 2+4-	1	730	332	20D
75	EE75T65HFISCUNLP	6-2.5% 2+4-	1	640	291	21D
112.5	EE112T65HFISCUNLP	6-2.5% 2+4-	1	985	448	22D
150	EE150T65HFISCUNLP	6-2.5% 2+4-	1	1135	516	24D
225	EE225T65HFISCUNLP	6-2.5% 2+4-	1	1477	671	25D
300						
500						

- ▲ For enclosure styles, dimensions and accessories, please refer to page DE9-12.
- ■ Not for construction. Contact your local Schneider Electric sales office or your local Schneider Electric distributor.
- For detailed information please refer to catalogue "Energy Efficient Transformers" #7400CT0601.
- **These transformers do not include mechanical lug kits.** For lug kits selection information, please refer to page DE9-11 or catalog "Mechanical lug kits" #7400CT0501.
- cULus listed per CSA C22.2 No. 47, C802.2, UL1561, NEMA ST-20, NEMA TP-2.
- Available with 80 Degree rise.
- For other sizes, voltages and technical data, please contact your local Schneider Electric sales office or your local Schneider Electric distributor or visit [www.schneider-electric.ca](http://www.schneider-electric.ca).

For more info go to this Link:

[https://download.schneider-electric.com/files?p\\_enDocType=Catalog&p\\_File\\_Name=7400CT1901.pdf&p\\_Doc\\_Ref=7400CT1901](https://download.schneider-electric.com/files?p_enDocType=Catalog&p_File_Name=7400CT1901.pdf&p_Doc_Ref=7400CT1901)

# Epoxy Encapsulated Transformers

## Single Phase

Resin-filled general purpose transformers are epoxy encapsulated. The enclosure has no openings, making resin-filled transformers ideal for use indoor or outdoor where airborne particles or contaminants could be detrimental to operation. The core-and-coil assembly is embedded in an epoxy resin compound and wall mounted for maximum protection. These units can be used outdoor without accessories. These transformers are intended for power, heating, and lighting applications.

kVA	Catalogue Number	Full Capacity Taps	Temp. Rise, °C	Weight (lbs)	Weight (kg)	Enclosure
<b>600V - 120/240V</b>						
.050	50SV51A	None	55	4.2	1.9	1A
.100	100SV51A	None	55	4.5	2.0	2A
.150	150SV51A	None	55	6.2	2.8	3A
.250	250SV51B	None	80	10.5	4.8	4A
.500	500SV51B	None	80	13.8	6.3	5A
.750	750SV51F	None	115	15.5	7.0	6A
1	1S51F	None	115	21.2	9.6	7A
1.5	1.5S51F	None	115	30.1	13.7	8A
2	2S51F	None	115	39.1	17.8	9A
3	3S4F	2-5% FCBN	115	60	27.3	10A
5	5S4F	2-5% FCBN	115	115	52.3	13B
7.5	7S4F	2-5% FCBN	115	135	61.4	13B
10	10S4F	2-5% FCBN	115	165	75.0	13B
15	15S4F	2-5% FCBN	115	225	102.3	15B
25	25S4F	2-5% FCBN	115	300	136.4	15B

### 600V - 120/240V

3	3S42F	4-2.5% 2+2-	115	60	27.3	10A
5	5S42F	4-2.5% 2+2-	115	115	52.3	13B
7.5	7S42F	4-2.5% 2+2-	115	135	61.4	13B
10	10S42F	4-2.5% 2+2-	115	165	75.0	13B

### 240 X 480V - 120/240V

.050	50SV1A	None	55	4.2	1.9	1A
.100	100SV1A	None	55	4.5	2.0	2A
.150	150SV1A	None	55	6.2	2.8	3A
.250	250SV1B	None	80	10.5	4.8	4A
.500	500SV1B	None	80	13.8	6.3	5A
.750	750SV1F	None	115	15.5	7.0	6A
1	1S1F	None	115	21.2	9.6	7A
1.5	1.5S1F	None	115	30.1	13.7	8A
2	2S1F	None	115	39.1	17.8	9A
3	3S1F	None	115	60	27.3	10A
5	5S1F	None	115	115	52.3	13B
7.5	7S1F	None	115	135	61.4	13B
10	10S1F	None	115	165	75.0	13B
15	15S1F	None	115	225	102.3	15B
25	25S1F	None	115	300	136.4	15B

kVA	Catalogue Number	Full Capacity Taps	Temp. Rise, °C	Weight (lbs)	Weight (kg)	Enclosure
<b>120 X 240V - 120/240V</b>						
1	1S6F	None	115	21.2	9.6	7A
1.5	1.5S6F	None	115	30.1	13.7	8A
2	2S6F	None	115	39.1	17.8	9A
3	3S6F	None	115	60.0	27.3	10A
5	5S6F	None	115	110.0	50.0	13B
7.5	7S6F	None	115	135.0	61.4	13B
10	10S6F	None	115	150.0	68.2	13B
15	15S6F	None	115	225.0	102.3	15B
25						

### 208V - 120/240V

1	1S7F	None	115	21.2	9.6	7A
1.5						
2	2S7F	None	115	39.1	17.8	9A
3	3S7F	None	115	60.0	27.3	10A
5	5S7F	None	115	110.0	50.0	13B
7.5	7S7F	None	115	135.0	61.4	13B
10	10S7F	None	115	150.0	68.2	13B
15	15S7F	None	115	225.0	102.3	15B
25	25S7F	None	115	300.0	136.4	15B

### 277V - 120/240V

1	1S8F	None	115	21.2	9.6	7A
1.5	1.5S8F	None	115	30.1	13.7	8A
2	2S8F	None	115	39.1	17.8	9A
3	3S8F	None	115	60.0	27.3	10A
5	5S8F	None	115	110.0	50.0	13B
7.5	7S8F	None	115	135.0	61.4	13B
10	10S8F	None	115	150.0	68.2	13B
15						
25						

- ▲ For enclosure styles, dimensions and accessories, please refer to page DE9-12.
- ■ Not for construction. Contact your local Schneider Electric sales office or your local Schneider Electric distributor.
- FCBN = Full capacity below normal.
- Copper windings
- For detailed information please refer to catalogue "Low Voltage Transformers" #7400CT9601.
- cULus listed per CSA C22.2 No. 66, UL506, NEMA ST-20.
- For other sizes, voltages and technical data, please contact your local Schneider Electric sales office or your local Schneider Electric distributor or visit [www.schneider-electric.ca](http://www.schneider-electric.ca).

## Three Phase

kVA	Catalogue Number	Full Capacity Taps	Degree C Temp. Rise, °C	Weight (lbs)	Weight (kg)	Enclosure
<b>600V - 208Y/120V</b>						
3	3T7F	2-5% FCBN	115	120	54.5	12C
6	6T7F	2-5% FCBN	115	145	65.9	12C
9	9T7F	2-5% FCBN	115	235	106.8	14C
15	15T7F	2-5% FCBN	115	300	136.4	14C
30	30T7F	2-5% FCBN	115	660	300.0	16C
45						
75						

<b>600V - 208Y/120V</b>						
3	3T79F	4-2.5% 2+2-	115	120	54.5	12C
6	6T79F	4-2.5% 2+2-	115	145	65.9	12C
9						
15	15T79F	4-2.5% 2+2-	115	300	136.4	14C
30	30T79F	4-2.5% 2+2-	115	660	300.0	16C
45						
75						

<b>480V - 208Y/120V</b>						
3	3T2F	2-5% FCBN	115	120	54.5	12C
6	6T2F	2-5% FCBN	115	145	65.9	12C
9	9T2F	2-5% FCBN	115	235	106.8	14C
15	15T2F	2-5% FCBN	115	300	136.4	14C
30	30T2F	2-5% FCBN	115	660	300.0	16C
45						
75						

<b>480V - 240V</b>						
3	3T5F	2-5% FCBN	115	120	54.5	12C
6	6T5F	2-5% FCBN	115	145	65.9	12C
9	9T75F	4-2.5% FCBN	115	235	106.8	14C
15	15T75F	4-2.5% FCBN	115	300	136.4	14C
30	30T75F	4-2.5% FCBN	115	660	300.0	16C
45						
75						

- ▲ For enclosure styles, dimensions and accessories, please refer to page DE9-12.
- ■ Not for construction. Contact your local Schneider Electric sales office or your local Schneider Electric distributor.
- ▼ Contact your local Schneider Electric sales office for wiring diagram, weights and enclosure types.
- FCBN = Full capacity below normal.
- Copper windings
- For detailed information please refer to catalogue "Low Voltage Transformers" #7400CT9601.
- cULus listed per CSA C22.2 No. 66, UL506, NEMA ST-20.
- For other sizes, voltages and technical data, please contact your local Schneider Electric sales office or your local Schneider Electric distributor or visit [www.schneider-electric.ca](http://www.schneider-electric.ca).

# Epoxy Encapsulated Export Model Transformers

## Single-Phase

These general-purpose transformers are designed to accommodate voltage systems worldwide.

Export model transformers 10 kVA and smaller, certified by TUV (file no. E9571881.01) to meet EN61558-1, are CE marked in addition to being UL and cULus Listed. Contact your nearest Schneider Electric sales office for CE marked transformers up to 300 kVA, single and three phase.

kVA	Catalogue Number	Full Capacity Taps	Degree C Temp. Rise	Weight (lbs)	Weight (kg)	Enclosure
<b>Single Phase—190/200/208/220 X 380/400/416/440V Primary, 110/220 V Secondary 50/60 Hz, cULus Listed, CE Certified</b>						
1	1S67F	None	115	21.2	9.6	7A
2	2S67F	None	115	39.1	17.8	9A
3	3S67F	None	115	55.2	25.1	10A
5	5S67F	None	115	135	61.4	13B
7.5	7S67F	None	115	165	75.0	13B
10	10S67F	None	115	165	75.0	13B

FINGERSAFE® Terminal Block Cover Kit for Encapsulated Transformers  
Can be used to meet touch-safe requirements of EN60-204.

Fits Enclosure	Kit Catalog No.
7A (1 kVA)	7400ENT9
9A (2 kVA)	7400ENT11
10A (3 kVA)	7400ENT11
13B (5-10 kVA)	7400 ENT13

## Epoxy Encapsulated Single-Phase Buck and Boost Transformers

A Buck and Boost transformer is an isolating transformer with either 120V x 240V primary with a 12/24V or 16/32V secondary, or a 240V x 480V primary and 24/48V secondary. When used as isolating transformers they carry the full load stated on the nameplate. By special interconnection of the windings, an autotransformer is obtained.

**Note:** When used to supply a 3-phase, 4-wire load, the source must be 3-phase, 4-wire.

kVA	120 x 240 V Primary, 60 Hz		240 x 480 V Primary, 60 Hz	Degree C Temp. Rise	Weight		Enclosure
	12/24 V Secondary	16/32 V Secondary	24/48 V Secondary		(lbs)	(kg)	
.05	50SV43A	50SV46A	50SV82A	55	4.2	1.9	1A
.10	100SV43A	100SV46A	100SV82A	55	4.5	2.0	2A
.15	150SV43A	150SV46A	150SV82A	55	6.2	2.8	3A
.25	250SV43B	250SV46B	250SV82B	80	10.5	4.8	4A
.50	500SV43B	500SV46B	500SV82B	80	13.8	6.3	5A
.75	750SV43F	750SV46F	750SV82F	115	15.5	7.0	6A
1.0	1S43F	1S46F	1S82F	115	21.2	9.6	7A
1.5	1.5S43F	1.5S46F	1.5S82F	115	30.1	13.7	8A
2.0	2S43F	2S46F	2S82F	115	39.1	17.8	9A
3.0	3S43F	3S46F	3S82F	115	60	27.3	●

- ▲ For enclosure styles, dimensions and accessories, please refer to page DE9-12.
- ■ Not for construction. Contact your local Schneider Electric sales office or your local Schneider Electric distributor.
- ● Dimensions: 14.50 (H) x 8.60 (W) x 6.50 (D).
- Refer to [www.us.squared.com/buckboost](http://www.us.squared.com/buckboost) to use the On-Line Buck & Boost Transformer Calculator.
- For detailed information please refer to catalogue 7414CT0201.



# Epoxy Encapsulated Single- and Three-Phase Stainless Steel Enclosed Transformers

## Single- and Three-Phase

Stainless steel enclosures provide better corrosion resistance than standard painted enclosures. Schneider Electric has a complete line of stainless steel transformers to meet demands for extra protection in corrosive environments.

The transformers listed below are built with an epoxy-resin encapsulated core and coil assembly inside of a non-ventilated #316 stainless steel enclosure. Terminals are flexible copper lead wire. When connections are made using an appropriate method, the final transformer installation is virtually impervious to contamination from materials such as acids, food products, organic solvents, salt water, or similar. Transformers are cULus listed for Type 3R indoor or outdoor use.

Ventilated and non-ventilated transformers built using #316 stainless steel enclosures are also available. These are well suited for moderately corrosive locations where enclosure protection and appearance are important.

kVA	Catalogue Number	Full Capacity Taps	Degree C Temp.	Weight (lbs)	Weight (kg)	Enclosure ▲■
<b>Single Phase—600V - 120/240V</b>						
1	1S51FSS	None	115	21	9.5	7A
1.5	1.5S51FSS	None	115	30	13.6	8A
2	2S51FSS	None	115	39	17.7	9A
3	3S4FSS	2-5% FCBN	115	60	27.3	10A
5	5S4FSS	2-5% FCBN	115	110	50.0	13B
7.5	7S4FSS	2-5% FCBN	115	135	61.4	13B
10	10S4FSS	2-5% FCBN	115	150	68.2	13B
15	15S4FSS	2-5% FCBN	115	225	102.3	15B
25	25S4FSS	2-5% FCBN	115	300	136.4	15B

kVA	Catalogue Number	Full Capacity Taps	Degree C Temp.	Weight (lbs)	Weight (kg)	Enclosure ▲■
<b>Single Phase—240 X 480V - 120/240V</b>						
1	1S1FSS	None	115	21	9.5	7A
1.5	1.5S1FSS	None	115	30	13.6	8A
2	2S1FSS	None	115	39	17.7	9A
3	3S1FSS	None	115	60	27.3	10A
5	5S1FSS	None	115	110	50.0	13B
7.5	7S1FSS	None	115	135	61.4	13B
10	10S1FSS	None	115	150	68.2	13B
15	15S1FSS	None	115	225	102.3	15B
25	25S1FSS	None	115	300	136.4	15B

kVA	Catalogue Number	Full Capacity Taps	Degree C Temp.	Weight (lbs)	Weight (kg)	Enclosure ▲■
<b>Single Phase—480V - 120/240V</b>						
3	3S40FSS	2-5% FCBN	115	60	27.3	10A
5	5S40FSS	2-5% FCBN	115	110	50.0	13B
7.5	7S40FSS	2-5% FCBN	115	135	61.4	13B
10	10S40FSS	2-5% FCBN	115	150	68.2	13B
15	15S40FSS	2-5% FCBN	115	225	102.3	15B
25	25S40FSS	2-5% FCBN	115	300	136.4	15B

kVA	Catalogue Number	Full Capacity Taps	Degree C Temp.	Weight (lbs)	Weight (kg)	Enclosure ▲■
<b>Three Phase—600V - 208Y/120V</b>						
3	3T7FSS	2-5% FCBN	115	120	54.5	12C
6	6T7FSS	2-5% FCBN	115	145	65.9	12C
9	9T7FSS	2-5% FCBN	115	234	106.4	14C
15	15T7FSS	2-5% FCBN	115	300	136.4	14C
30	30T7FSS	2-5% FCBN	115	660	300.0	16C

kVA	Catalogue Number	Full Capacity Taps	Degree C Temp.	Weight (lbs)	Weight (kg)	Enclosure ▲■
<b>Three Phase—480V - 208Y/120V</b>						
3	3T2FSS	2-5% FCBN	115	120	54.5	12C
6	6T2FSS	2-5% FCBN	115	145	65.9	12C
9	9T2FSS	2-5% FCBN	115	234	106.4	14C
15	15T2FSS	2-5% FCBN	115	300	136.4	14C
30	30T2FSS	2-5% FCBN	115	660	300.0	16C

kVA	Catalogue Number	Full Capacity Taps	Degree C Temp.	Weight (lbs)	Weight (kg)	Enclosure ▲■
<b>Single Phase - 240x480v - 120-240v type 4x</b>						
1	4X1S1FSS	None	115	48	22	51X
1.5	4X1.5S1FSS	None	115	55	25	51X
2	4X2S1FSS	None	115	55	25	51X
3	4X3S1FSS	None	115	75	34	52X
5	4X5S1FSS	None	115	125	57	52X
7.5	4X7S1FSS	None	115	150	68	52X
10	4X10S1FSS	None	115	180	82	52X
15	4X15S1FSS	None	115	390	177	53X
25	4X25S1FSS	None	115	460	204	53X

kVA	Catalogue Number	Full Capacity Taps	Degree C Temp.	Weight (lbs)	Weight (kg)	Enclosure ▲■
<b>Single Phase 480v - 120/240v</b>						
3	4X3S40FSS	2-5% FCBN	115	75	34	52X
5	4X5S40FSS	2-5% FCBN	115	125	57	52X
7.5	4X7S40FSS	2-5% FCBN	115	150	68	52X
10	4X10S40FSS	2-5% FCBN	115	180	82	52X
15	4X15S40FSS	2-5% FCBN	115	390	177	53X
25	4X25S40FSS	2-5% FCBN	115	450	204	53X

kVA	Catalogue Number	Full Capacity Taps	Degree C Temp.	Weight (lbs)	Weight (kg)	Enclosure ▲■
<b>Three Phase - 480v - 208Y/120V type 4x</b>						
3	4X3T2FSS	2-5% FCBN	115	165	75	54x
6	4X6T2FSS	2-5% FCBN	115	195	88	54x
9	4X9T2FSS	2-5% FCBN	115	290	132	54x
15	4X15T2FSS	2-5% FCBN	115	350	159	54x
30	4X30T2FSS	2-5% FCBN	115	850	386	55x

- ▲ For enclosure styles, dimensions and accessories, please refer to page DE9-12.
- ■ Not for construction. Contact your local Schneider Electric sales office or your local Schneider Electric distributor.
- For detailed information please refer to catalogue "Low Voltage Transformers" #7400CT9601.
- cULus listed.
- Additional voltages not listed above are available. Contact your nearest Schneider Electric sales office for details.

# Mini-Power-Zone Transformers

## Copper, 115 Degree Rise, Single and Three Phase

kVA	Catalogue Number	Wiring & Taps Diagram	Height (inches/mm)	Width (inches/mm)	Depth (inches/mm)	Weight (lbs/kg)	Mounting (W = Wall) (F = Floor)	CSA Encl. Type	Insul. Class (°C)	Temp. Rise (°C)
<b>600V - 120/208, Three Phase</b>										
9	CMPZ9T80FPX	10	46/1168	24/610	14/356	354/161	W/F	3R	185	115
15	CMPZ15T79FPX		46/1168	24/610	14/356	451/205				
22.5	CMPZ22T79FPX	7	50/1270	24/610	14/356	595/270				
30	CMPZ30T79FPX		50/1270	24/610	14/356	636/289				
<b>480V - 120/208, Three Phase</b>										
15	CMPZ15T68FPX	7	46/1168	24/610	14/356	451/205	W/F	3R	185	115
30	CMPZ30T68FPX		50/1270	24/610	14/356	636/289				
<b>600V - 120/240, Single Phase</b>										
5	CMPZ5S88FPX	2	45/1143	24/610	14/356	262/119	W/F	3R	185	115
10	CMPZ10S88FPX		46/1168	24/610	14/356	330/150				
15	CMPZ15S42FPX	1	47/1193	24/610	14/356	377/171				
25	CMPZ25S42FPX		50/1270	24/610	14/356	518/235				
<b>480V - 120/240, Single Phase</b>										
5	CMPZ5S45FPX	2	45/1143	24/610	14/356	262/119	W/F	3R	185	115

Note: \* For wiring diagrams please see below

### Application Information

The Mini-Power-Zone (CMPZ) is suitable for indoor and outdoor use to provide portable compact power supply for small loads that have a transformer and distribution panel in the same assembly. The Mini-Power-Zone is furnished as a complete package, offering considerable savings in installation time and space. CMPZ is a three phase transformer, CSA 3R enclosed, copper wound, 115 degree rise, epoxy potted, complete with a 30circuit panel. It features a primary main breaker and a secondary main which uses 2 circuits for single phase or 3 circuits for 3 phase CMPZ. There will be 28 respectively 27 circuits left available for feeder breakers. The feeder breakers are not included.

Main Breaker Type	
Primary Main	FAL 14kAIC @ 600V, 18kAIC @ 480V
Secondary Main	QOB

Maximum Breaker sizes				
kVA		Primary Main	Secondary Main	Branch
1 Ø	3 Ø			
5	9	15A	30A	20A
10	15	20A	50A	40A
15	22.5	30A	70A	60A
25		60A	125A	100A
	30	40A	100A	80A

### Wiring Diagrams, Transformers

#### Three Phase Transformers

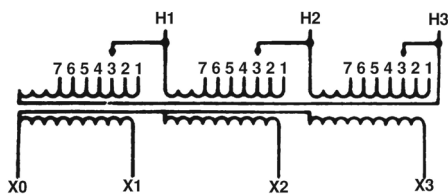


Fig. 1: Delta Pri., Wye Sec.  
Taps: 6-2.5% 2+4-

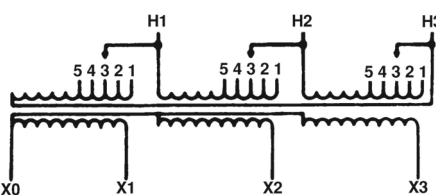


Fig. 2: Delta Pri., Wye Sec.  
Taps: 4-2.5% 2+2-

#### Single Phase Transformers

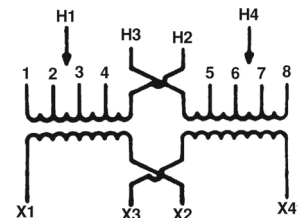


Fig. 3: Dual Pri., Dual Sec.,  
Taps: 6-2.5% 2+4-

### Lug and Terminal Block Kits

*New!*

#### Primary Mechanical Lug Kits

Catalogue No. ▲	Lugs Per Kit	Wire Range	Cap Screws	Current Range
DASKP100	3	1/0-14 STR.	1/4 x 1 in	Up to 100 A
DASKP250	3	350 kcmil-6 STR.	3/8 x 2 in	101 to 250 A
DASKP400	3	600 kcmil-4 STR. (2) 250 kcmil-1/0 STR.	3/8 x 2 in	201 to 400 A
DASKP600	6	600 kcmil-4 STR. (2) 250 kcmil-1/0 STR.	3/8 x 2 in	601 to 800 A
DASKP1000	9	600 kcmil-2 STR.	3/8 x 2 in	601 to 800 A
DASKP1200	12	600 kcmil-2 STR.	3/8 x 2 in	801 to 1200 A

#### Primary Voltage Ratings and Catalogue Numbers

##### Three-Phase, 600 V Primary

kVA	Primary Voltage	Primary Current	125% Max. Amp. Ratings	Primary Lug Kit
15	600	14.45	20	DASKP100
30		28.90	40	DASKP100
45		43.35	60	DASKP100
75		72.25	100	DASKP100 DASKP250
112.5		108.38	150	DASKP250 DASKP400
150		144.51	200	DASKP250 DASKP400
225		216.76	300	DASKP400 DASKP600
300		289.02	400	DASKP600
500		481.70	700	DASKP1000

##### Three-Phase, 480 V Primary

kVA	Primary Voltage	Primary Current	125% Max. Amp. Ratings	Primary Lug Kit
15	480	18.06	25	DASKP100
30		36.13	50	DASKP100
45		54.19	70	DASKP100 DASKP250
75		90.32	125	DASKP250 DASKP400
112.5		135.48	175	DASKP250 DASKP400
150		180.64	225	DASKP250 DASKP400
225		270.95	350	DASKP400 DASKP600
300		361.27	450	DASKP600
500		602.12	800	DASKP1000

##### Single-Phase, 600 V Primary

kVA	Primary Voltage	Primary Current	125% Max. Amp. Ratings	Primary Lug Kit
15	600	25.00	35	DASKP100
25		41.67	60	DASKP100
37.5		62.50	80	DASKP100
50		83.33	110	DASKP250
75		125.00	175	DASKP250 DASKP400
100		166.67	225	DASKP250 DASKP400
167		278.33	350	DASKP400 DASKP600

##### Single-Phase, 480 V Primary (Also Series Connection 240 x 480)

kVA	Primary Voltage	Primary Current	125% Max. Amp. Ratings	Primary Lug Kit
15	480	31.25	40	DASKP100
25		36.13	50	DASKP100
37.5		54.19	70	DASKP100
50		90.32	125	DASKP125 DASKP250
75		135.48	175	DASKP250
100		180.64	250	DASKP250 DASKP400
167		270.95	350	DASKP400 DASKP600

*New!*

#### Secondary Mechanical Lug Kits

Catalogue No. ▲	Lugs Per Kit	Wire Range	Cap Screws	Current Range	Bonding Lugs per Kit	Wire Range
DASKS100	5	1/0-14 STR.	1/4 x 1 in	Up to 100 A	1	2-14 STR.
DASKS250	5	350 kcmil-6 STR.	1/4 x 1 in	101 to 250 A	1	2-14 STR.
DASKS400	5	600 kcmil-4 STR. (2) 250 kcmil-1/0 STR.	1/4 x 1 3/4 in	201 to 400 A	1	1/0-14 STR.
DASKS600	10	600 kcmil-2 STR.	1/4 x 1 3/4 in	601 to 800 A	1	250 kcmil-6 STR.
DASKS1000	15	600 kcmil-2 STR.	3/8 x 2 in	601 to 800 A	1	250 kcmil-6 STR.
DASKS1200	20	600 kcmil-2 STR.	3/8 x 2 in	801 to 1200 A	1	250 kcmil-6 STR.
DASKS2000	25	600 kcmil-2 STR.	3/8 x 2 in	1201 to 2000 A	1	350 kcmil-6 STR.

#### Secondary Voltage Ratings and Catalogue Numbers

##### Three-Phase, 208Y/120 V Secondary

kVA	Secondary Voltage	Secondary Current	125% Max. Amp. Ratings	Secondary Lug Kit
15	208Y/120	41.69	60	DASKS100
30		83.37	110	DASKS250
45		125.06	175	DASKS250
75		208.43	300	DASKS250 DASKS400
112.5		312.64	400	DASKS400
150		416.85	600	DASKS600
225		625.28	800	DASKS1000
300		833.70	1200	DASKS1200
500		1389.51	2000	DASKS2000

##### Single-Phase, 120/240 V Secondary (Also 240 V Only)

kVA	Secondary Voltage	Secondary Current	125% Max. Amp. Ratings	Secondary Lug Kit
15	120/240 or 240	62.50	80	DASKS100
25		104.17	150	DASKS250
37.5		156.25	200	DASKS250
50		208.33	300	DASKS250 DASKS400
75		312.50	400	DASKS400 DASKS600
100		416.67	600	DASKS600 DASKS1000
167		695.83	1000	DASKS1000 DASKS1200

#### External Anti-Vibration pads

Part No.	Transformer sizes to be used with	Dimensions (inches)
VB1575	15KVA to 75KVA	1-1/2" x 1-1/2"
VB100150	100KVA & 150KVA	1-3/4" x 1-3/4"
VB112225	112.5KVA & 225KVA	2" x 2"
VB300500	300KVA to 500KVA	3-1/2" x 3-1/2"

- Standard Anti-Vibration pads used with Square D, VPI only type transformers.
- In addition to the internal pads, these will provide a better transformer noise reduction.
- 4 pads per kit.
- 3/8" thick.

#### Sound Levels

KVA rating	Design Sound Level (dB)
0 to 9	40
10 to 50	45
51 to 150	50
151 to 300	55
301 - 500	60
501 - 750	64

- Square D transformers are built to comply with CSA and NEMA sound levels.
- Lower sound levels are available at an additional charge.

# Accessories

## Transformers

### Enclosures and Accessories for LV Transformers

#### Enclosure Dimensions and Accessories

Enclosure Number/Style		Height ▲		Width ▲		Depth ▲		Mounting	Weather- shield	Wall Mounting Bracket	Ceiling Mounting Bracket	Insulation Class °C
		IN	mm	IN	mm	IN	mm					
1	A	5	127	4.47	114	3.44	87	Wall	■	◆	—	105
2	A	5.5	140	4.47	114	3.44	87	Wall	■	◆	—	105
3	A	5	127	4.85	123	3.75	95	Wall	■	◆	—	105
4	A	5.5	140	5.23	133	4.06	103	Wall	■	◆	—	130
5	A	6.19	157	6.19	157	4.69	119	Wall	■	◆	—	130
6	A	6.69	170	6.19	157	4.69	119	Wall	■	◆	—	180
7	A	8.13	207	6.94	176	5.31	135	Wall	■	◆	—	180
8	A	8.25	210	8.68	220	6.56	167	Wall	■	◆	—	180
9	A	9.56	243	8.68	220	6.56	167	Wall	■	◆	—	180
10	A	10.5	267	8.62	219	6.5	165	Wall	■	◆	—	180
11	A	12.56	319	8.62	219	6.5	165	Wall	■	◆	—	180
12	C	13.5	343	14.75	375	9.0	229	Wall	■	◆	—	180
13	B	14.75	375	9.75	248	11.75	298	Wall	■	◆	—	180
14	C	14.75	375	19.1	485	12.25	311	Wall	■	◆	—	180
15	B	20	508	15	381	13.5	343	Wall	■	◆	—	180
16	C	22	559	25	635	13.5	343	Wall	■	◆	—	180
17	D	27	686	20	508	16	406	Floor	WS363	WMB361-362	CMB363	220
17	H	37	940	20	508	16	406	Floor	WS363	WMB361-362	CMW363	220
18	D	30	762	20	508	20	508	Floor	WS363	WMB363-364	CMB363	220
18	H	37	940	20	508	20	508	Floor	WS363	WMB363-364	CMW363	220
19	D	30	762	30	762	20	508	Floor	WS364	WMB363-364	CMB364	220
20	D	37	940	30	762	20	508	Floor	WS364	WMB363-364	CMB364	220
21	D	37	940	30	762	24	610	Floor	WS364	N/A	CMB364	220
22	D	43.75	1111	32	813	27	686	Floor	WS380	N/A	CMB380	220
24	D	49.5	1257	35	889	28.5	724	Floor	WS381	N/A	CMB381	220
25	D	49.5	1257	41	1041	32	813	Floor	WS382	N/A	N/A	220
26	D	57.5	1461	41	1041	32	813	Floor	WS382	N/A	N/A	220
28	D	60	1524	56	1422	36	914	Floor	WS370A	N/A	N/A	220
29	D	68	1727	56	1422	36	914	Floor	WS370A	N/A	N/A	220
30	D	71	1803	48	1219	36	914	Floor	WS383	N/A	N/A	220
31	D	74	1880	56	1422	40.5	1029	Floor	WS384	N/A	N/A	220

▲ - These dimensions are not for construction. Contact your nearest Schneider Electric sales office for certified prints.

■ - Transformer is Type 3R Standard. Weathershield not required for outdoor use.

◆ - Wall mounting brackets are a standard part of transformer enclosure. Accessory not required.



Style A – Type 3R Rated



Style B – Type 3R Rated



Style C – Type 3R Rated



Style D and H - Type 2 Rated

### Open Core and Coil Transformers Designed for General Applications for 600 V and Below

Units are designed with 220°C insulation, aluminum windings, top terminations, compact design to save space, and are cUL component recognized for:

- Energy efficiency (meets CSA C802.2)  
Three-phase 15–112.5 kVA

TRANSFORMERS  
DE9

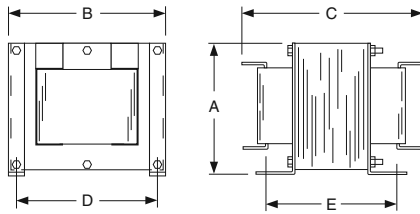


Figure 1

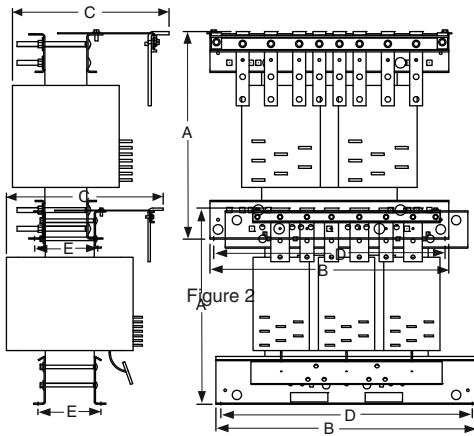



Figure 3



### Three Phase Open Core and Coil Transformers

kVA	Catalogue No.		Deg. C Temp. Rise	Dimensions ▲										Weight (lbs)	Figure
	480 V to 208Y/120 V	600 V to 208Y/120		A		B		C		D		E			
				in	mm	in	mm	in	mm	in	mm	in	mm		
9			115	14.75	375	18.50	470	14.00	356	17.00	432	5.13	130	145	3
15		EE15T65HOC	150	14.75	375	18.50	470	14.00	356	17.00	432	5.13	130	145	3
30			150	16.50	419	18.50	470	14.00	356	17.00	432	5.88	149	185	3
45	EE45T3HCUOC	EE45T65HCUOC	150	17.25	438	18.50	470	18.00	457	17.00	432	6.50	165	285	3
75			150	21.00	533	28.00	711	18.00	457	26.94	684	6.75	171	450	3
112.5	EE112T3HOC		150	21.75	552	28.00	711	22.00	559	26.94	684	6.75	171	460	3

▲ Not for construction. Contact your local Schneider Electric sales office for certified prints.

■ Dimensions may vary due to manufacturing process.