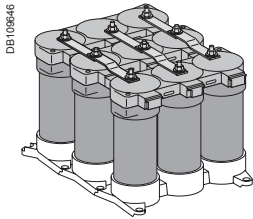


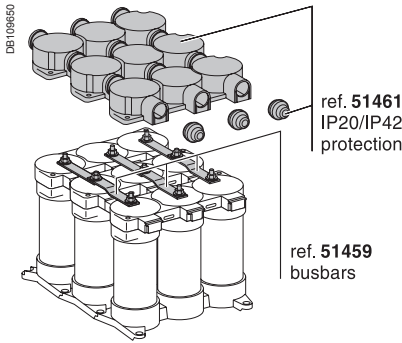
Varplus² modular capacitors allow by their different assembly combination to cover many power ratings (kvar) depending on the voltage (V), frequency (Hz) and harmonic pollution level of the network.



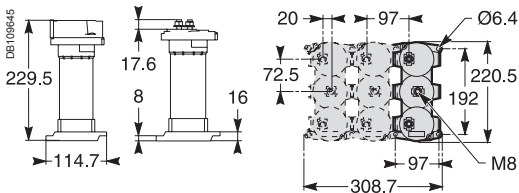
Varplus² IP00



Example of Varplus² IP00 assembly.



Varplus² accessories.



Weight of Varplus² 2.1 kg.

Slightly polluted and polluted network ($Gh/Sn \leq 25\%$)

Varplus ²		
600 V (kvar)	690 V (kvar)	Reference
10	13.3	51359
13.5	17.6	51361
15	20	51363
Assembly advised		
20	26.6	2 x 51359
30	40	2 x 51363
40.5	52.8	3 x 51361
54		4 x 51361
	60	3 x 51363
60	80	4 x 51363

Maximum mechanical assembly: 4 capacitors and 60/80 kvar 600/690 V.
Assembly > 60 kvar: see conditions to respect in Varplus² user manual.

Highly polluted network ($25\% < Gh/Sn \leq 50\%$)

On request for association with detuned reactors.

Technical data

- capacitor rated voltage: 690 V, 3-phase 60 Hz
- HQ protection system built into each single phase element
- high current fault protection by HRC cartridge fuse
- low current fault protection by combination of single phase internal overpressure device with the HRC fuse
- capacitance value tolerance: -5, +10 %
- insulation level:
 - withstand 60 Hz 1 minute: 4 kV
 - impulse wave withstand 1.2/50 μ s: 15 kV
- voltage test: 2.15 Un (rated voltage) for 10 s
- maximum permissible overloads at service voltage network as per IEC 60831 1/2:
 - current: 30 % permanently
 - voltage: 10 % (8 hours over 24 hours)
- with internally fitted discharge resistors: residual voltage less than 50 V in 1 minute
- total losses: less than 0.5 Watt/kvar (discharge resistors included)
- temperature class D (+55 °C):
 - maximum: 55 °C
 - average over 24 hours: 45 °C
 - average over 1 year: 35 °C
 - maximum: -25 °C
- colour:
 - elements: RAL 9005
 - base and cover: RAL 7030
- standards: IEC 60831 1/2, CSA 22-2 N°190, UL 810
- execution: indoor
- protection:
 - IP00 without cover
 - IP20 or IP42 see accessories
 - no earth connection is needed
- terminals: 3 M8 rods allowing 360° cable connection (without cover).

Accessories for Varplus ²	Reference
1 set of 3-phase copper bars for connection and assembly of 2 and 3 capacitors	51459
1 set of protective cover (IP20) and cable glands (IP42) for 1, 2 and 3 capacitors	51461

Installation

All positions are convenient except vertical one with connecting terminals upside down. Fixing holes for M6 screws. A kit to replace Varplus by Varplus² is available (ref. 51298).