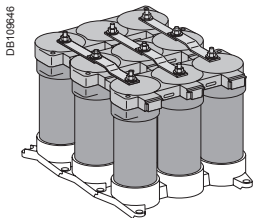


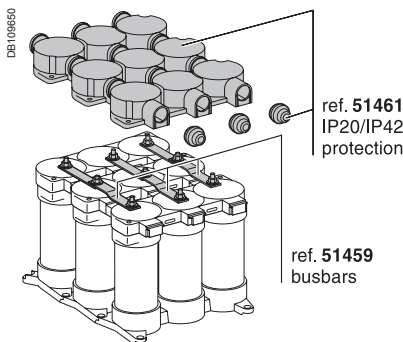
Varplus<sup>2</sup> modular capacitors allow by their different assembly combination to cover many power ratings (kvar) depending on the voltage (V), frequency (Hz) and harmonic pollution level of the network.



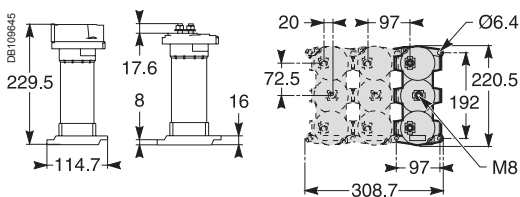
Varplus<sup>2</sup> IP00



Example of Varplus<sup>2</sup> IP00 assembly.



Varplus<sup>2</sup> accessories.



Weight of Varplus<sup>2</sup> 2.1 kg.

## Slightly polluted network (Gh/Sn ≤ 15 %)

Varplus <sup>2</sup>	
690 V (kvar)	Reference
11	51359
14.6	51361
16.6	51363
Assembly advised	
22	2 x 51359
33.2	2 x 51363
43.8	3 x 51361
58.4	4 x 51361
60.8	3 x 51363 + 51359
66.4	4 x 51363

Maximum mechanical assembly: 4 capacitors and 67 kvar.

Assembly > 67 kvar: see conditions to respect in Varplus<sup>2</sup> user manual.

## Polluted and highly polluted network (15 % < Gh/Sn ≤ 50 %)

On request.

### Technical data

- capacitor rated voltage: 690 V, 3-phase 50 Hz
- HQ protection system built into each single phase element
- high current fault protection by HRC cartridge fuse
- low current fault protection by combination of single phase internal overpressure device with the HRC fuse
- capacitance value tolerance: -5, +10 %
- insulation level:
  - withstand 50 Hz 1 minute: 4 kV
  - impulse wave withstand 1.2/50 μs: 15 kV
- voltage test: 2.15 Un (rated voltage) for 10 s
- maximum permissible overloads at service voltage network as per IEC 60831 1/2:
- current: 30 % permanently
- voltage: 10 % (8 hours over 24 hours)
- with internally fitted discharge resistors: residual voltage less than 50 V in 1 minute
- total losses: less than 0.5 Watt/kvar (discharge resistors included)
- temperature class D (+55 °C):
  - maximum: 55 °C
  - average over 24 hours: 45 °C
  - average over 1 year: 35 °C
  - minimum: -25 °C
- colour:
  - elements RAL 9005
  - base and cover RAL 7030
- standards: IEC 60831 1/2, CSA 22-2 N°190, UL 810
- execution: indoor
- protection:
  - IP00 without cover
  - no earth connection is needed
  - terminals: 3 M8 rods allowing 360° cable connection (without cover).

### Accessories for Varplus<sup>2</sup>

	Reference
1 set of 3-phase copper bars for connection and assembly of 2 and 3 capacitors	51459
1 set of protective cover (IP20) and cable glands (IP42) for 1, 2 and 3 capacitors	51461

### Installation

All positions are convenient except vertical one with connecting terminals upside down. Fixing holes for M6 screws. A kit to replace Varplus by Varplus<sup>2</sup> is available (ref. 51298).