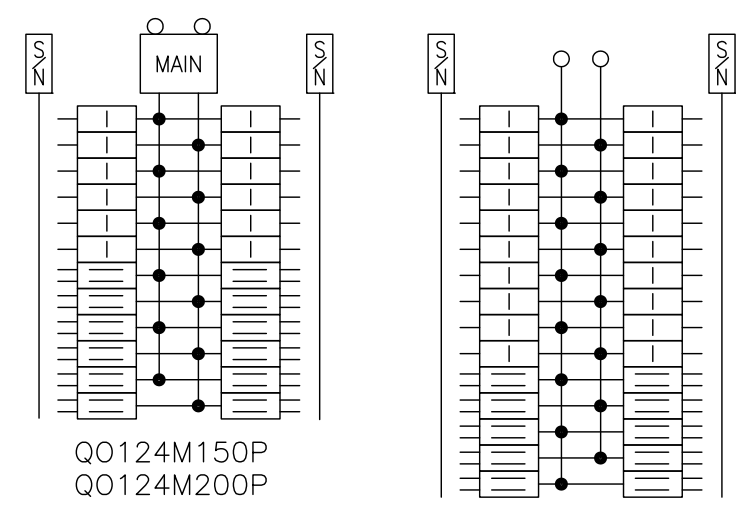
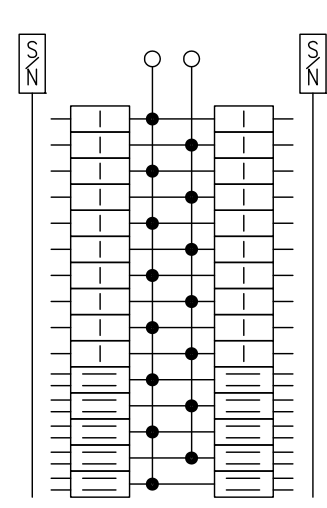


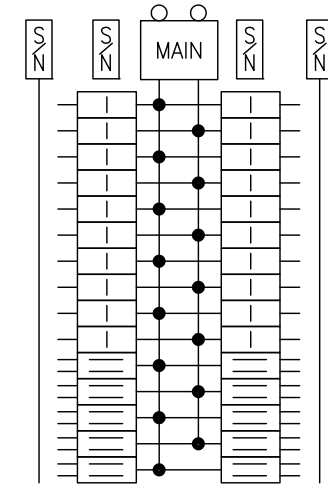
| KNOCKOUTS | | | | | | | |
|-----------|-----|-----|------|------|------|------|------|
| SYMBOL | A | B | C | D | E | F | G |
| IN | .50 | .75 | 1.00 | 1.25 | 1.50 | 2.00 | 2.50 |
| MM | 13 | 19 | 25 | 32 | 38 | 51 | 64 |



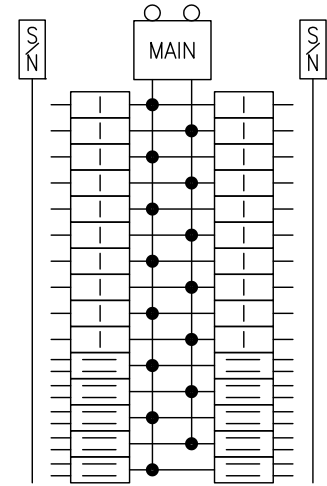
QO124M150P
QO124M200P



QO130L200PG
QO130L200PGC



QO130M150P
QO130M150PC
QO130M200P
QO130M200PC



QO130M200PTT

DUAL DIMENSIONS: INCHES
MILLIMETERS

| CATALOG NUMBER | MAXIMUM SYSTEM VOLTAGE | MAIN AMPERE RATING | SPACES | MAXIMUM NUMBER OF SINGLE POLE CIRCUITS | MAIN WIRE SIZE AWG AL/CU |
|----------------|------------------------|--------------------|--------|--|--------------------------|
| QO124M150P | 120/240VAC 1Ø 3W | 150 | 24 | 36 | #4-250 CU #4-300 AL |
| QO124M200P | | 200 | | | |
| QO130L200PG | | 200 | 30 | 40 | |
| QO130L200PGC | | | | | |
| QO130M150P | | 150 | | | |
| QO130M150PC | | 200 | | | |
| QO130M200P | | | | | |
| QO130M200PC | | 200 | | | |
| QO130M200PTT | | | | | |

NOTES:
FINISH - GRAY BAKED ENAMEL ELECTRODEPOSITED OVER CLEANED PHOSPHATIZED STEEL.
UL LISTED - FILE E-6294
NEUTRALS - INSULATED GROUNDABLE.
LOAD CENTERS WITH "G" IN CATALOG NUMBER INCLUDE A FIELD INSTALLABLE EQUIPMENT GROUND BAR KIT.
LOAD CENTERS WITH "T" IN CATALOG NUMBER INCLUDE A FACTORY INSTALLED EQUIPMENT GROUND BAR KIT.
LOAD CENTERS WITH "P" IN CATALOG NUMBER INCLUDE EXTENDED NEUTRALS FOR PLUG ON NEUTRAL READY INTERIORS.
LOAD CENTERS WITH "C" IN CATALOG NUMBER INCLUDE FLUSH/SURFACE MOUNTED COVER.

QO LOAD CENTERS
GENERAL PURPOSE NEMA TYPE 1 ENCLOSURE
INDOOR



DWG# PWFDS-SYRS-0203
NO.