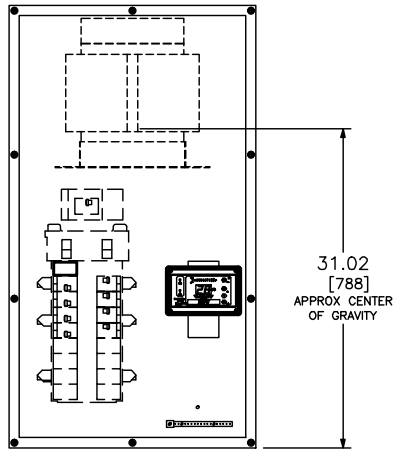
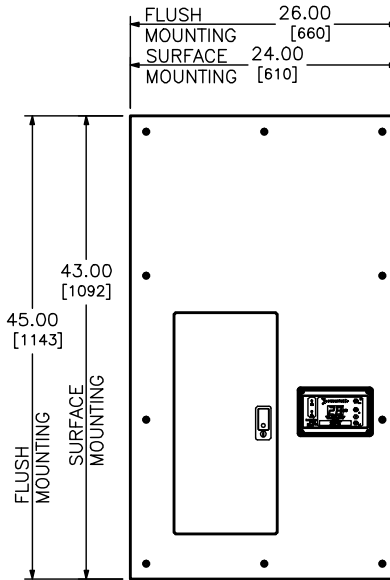
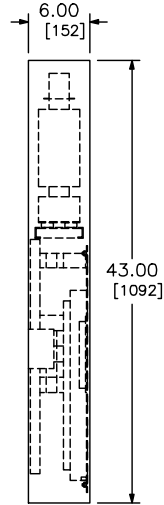


END WALL  
CONDUIT ENTRANCE  
TOP & BOTTOM



BOX WITH INTERIOR

BOX SIDE

TYPICAL FRONT

DUAL DIMENSIONS: INCHES  
MILLIMETERS

PRI V TO SEC V	208 TO 120	240 TO 120	277 TO 120	480 TO 120
INTERIOR CATALOG NO. (1)	SIP03BAB	SIP03CAB	SIP03DAB	SIP03EAB
INTERIOR DESCRIPTION	3kVA ISOLATION POWER PANEL, NQ INTERIOR CONTAINING EIGHT 20A 2-POLE BOLT-ON BREAKERS, SPACE FOR EIGHT 2-POLE, IG6 LINE ISOLATION MONITOR, GROUND BAR WITH 20 TERMINALS			
CB MAIN	QO 20A 2-POLE	QO 20A 2-POLE	HG 15A 2-POLE	HG 15A 2-POLE
TRANSFORMER CATALOG NO. (1)	SXM03BA	SXM03CA	SXM03DA	SXM03EA
TRANSFORMER DESCRIPTION	3kVA, SINGLE PHASE, 115°C RISE, 180 C INSULATION, ELECTROSTATIC SHIELD, 40dB SOUND LEVEL, 60 HERTZ (a)			
TRANSFORMER WEIGHT	65 POUNDS			
BOX CATALOG NO. (1)	SB432406 (FLUSH) SB432406S (SURFACE)			
TRIM CATALOG NO. (2)	ST4526 (FLUSH) ST4324 (SURFACE)			

**SEISMIC QUALIFICATION:**  
TO BE COMPLIANT WITH THE SEISMIC REQUIREMENTS OF ASCE/SEI 7.  
THIS UNIT HAS BEEN QUALIFIED BY SHAKE TESTING THROUGH SELF CERTIFICATION TO ICC ES AC156.

- (1) SEPARATE LINE ITEM, ORDER AND SHIP SEPARATE
- (2) SEPARATE LINE ITEM, ORDER AND SHIP SEPARATE, SELECT ONLY ONE.
- (a) MAXIMUM LEAGAGE IN COMPLIANCE OF UL 1047 TABLES 30.1 & 30.2 AND CSA Z32.2

NOTES:  
UL LISTED AND CSA  
FRONT: BRUSHED STAINLESS STEEL  
BOX: PAINTED STEEL OR GALVANIZED STEEL  
TRANSFORMER ORDERED AND SHIPPED SEPARATE FOR FIELD INSTALLATION

3 kVA ISOLATED POWER PANEL:  
INTERIOR, TRANSFORMER, BACKBOX, AND TRIM  
(SURFACE OR FLUSH)

Schneider  
Electric

DWG# PWEQP-PBSWB-0019  
NO.