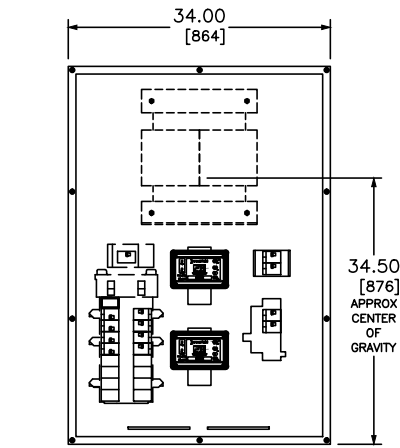
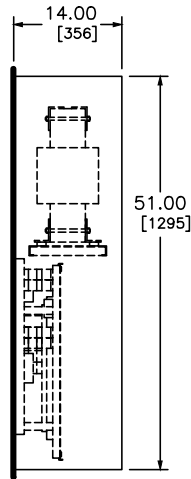


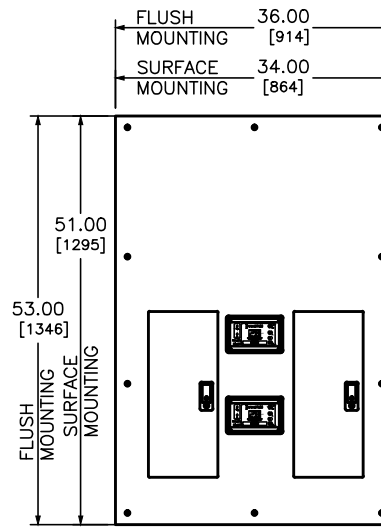
END WALL
CONDUIT ENTRANCE
TOP & BOTTOM



BOX WITH INTERIOR



BOX SIDE



TYPICAL FRONT

DUAL DIMENSIONS: INCHES
MILLIMETERS

SEISMIC QUALIFICATION:
TO BE COMPLIANT WITH THE SEISMIC REQUIREMENTS OF ASCE/SEI 7.
THIS UNIT HAS BEEN QUALIFIED BY SHAKE TESTING THROUGH SELF CERTIFICATION
TO ICC ES AC156.

	COIL 10KVA	COIL 15KVA	COIL 10KVA	COIL 15KVA	COIL 10KVA	COIL 15KVA
PRI V TO SEC V	208 TO 120	208 TO 208	277 TO 120	277 TO 208	480 TO 120	480 TO 208
INTERIOR CATALOG NO.	SID25BB10BA31A51		SID25DB10BA31A51		SID25EB10BA31A51	
INTERIOR DESCRIPTION	DUAL VOLTAGE ISOLATION PANEL 10KVA: 120 V NQ INTERIOR CONTAINING EIGHT 20 A 2-POLE BOLT-ON BREAKERS, SPACE FOR EIGHT 2-POLE. 15KVA: MAIN CB 208V WITH ONE 30 A 2-POLE AND ONE 50 A 2-POLE BRANCH BREAKERS. (2) IGS LINE ISOLATION MONITOR, GROUND BAR WITH 20 TERMINALS.					
MAIN CB	HG 150A 2-POLE		HG 125A 2-POLE		HG 70A 2-POLE	
SECONDARY CB	QOU100A 2-POLE	QOU80A 2-POLE	QOU100A 2-POLE	QOU80A 2-POLE	QOU100A 2-POLE	QOU80A 2-POLE
TRANSFORMER CAT.NO. REF. NOTE (a)	SXM25BB10		SXM25DB10		SXM25EB10	
TRANSFORMER WEIGHT	370 POUNDS					
BOX CATALOG NO.	SB513414 (FLUSH) SB513414S (SURFACE)					
TRIM CATALOG NO.	ST5336 (FLUSH) ST5134 (SURFACE)					

NOTE: ALL CATALOG NUMBERS IN TABLE ABOVE ARE ORDERED AND SHIPPED SEPARATELY.
(a) MAXIMUM LEAGAGE IN COMPLIANCE OF UL 1047 TABLES 30.1 & 30.2 AND CSA Z32.2

NOTES:
UL LISTED AND CSA
FRONT: BRUSHED STAINLESS STEEL
BOX: PAINTED STEEL OR GALVANIZED STEEL
TRANSFORMER ORDERED AND SHIPPED SEPARATE FOR FIELD INSTALLATION

DUAL VOLTAGE PANEL (25 KVA)
INTERIOR, TRANSFORMER, BACKBOX, AND TRIM
(SURFACE OR FLUSH)

Schneider
Electric

DWG# PWEQP-PBSWB-0015
NO.