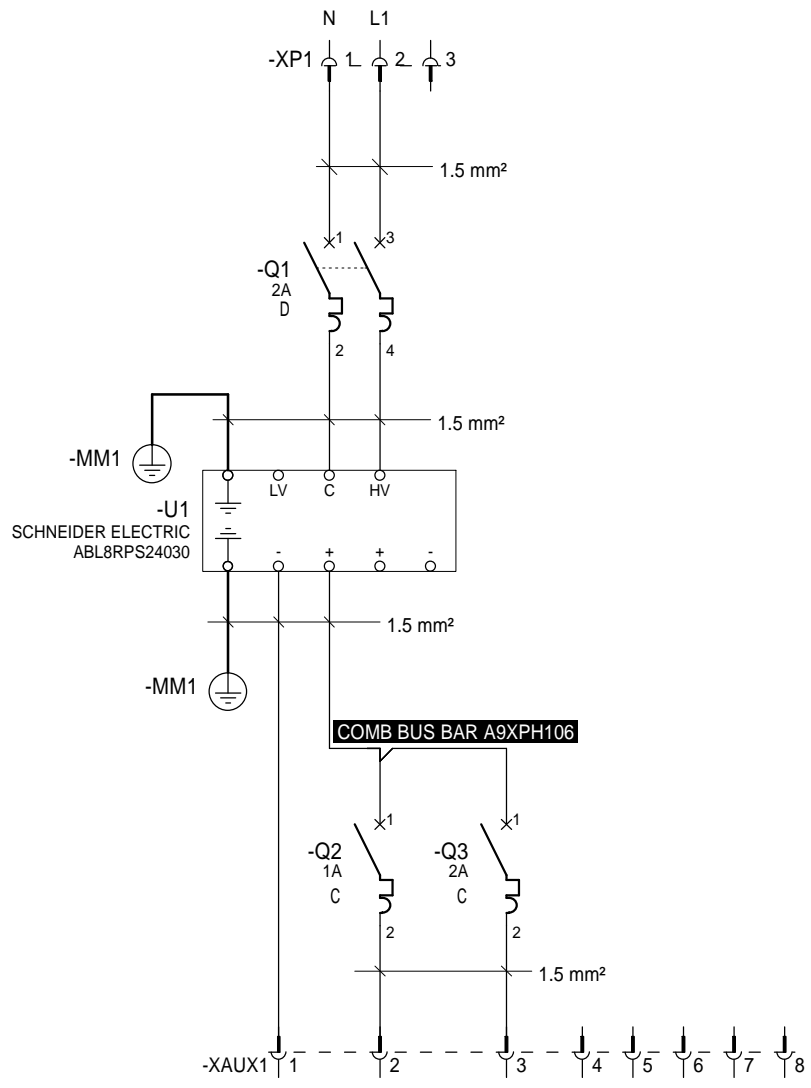


This technical information contained in this document is the exclusive property of Schneider Electric Industries S.A.S and cannot be used or disclosed to third parties of any kind without its written consent. Only those drawings and diagrams permitted after order booking are binding for execution. All devices shown in this diagrams are in open position. Drawn out with operating mechanism discharged and all power sources off.

Les informations techniques contenues dans ce document (sauf la propriété exclusive de Schneider Electric Industries S.A.S) ne peuvent être utilisées ou divulguées à des tiers ou à des tiers tiers sans son accord écrit. Seuls nous engageant sur ce schéma sont en position ouvert - disjuncteurs - disjoncteurs - toutes sources coupées.

Ind.	Date	Modification	Archiv.	Ind.	Date	Modification	Archiv.
00	02/02/2017	Edition originale					



FUNCTIONAL PLATE
PS24DC3
POWER SUPPLY 3A
GENERATION AND PROTECTION
24VDC 2 OUTPUT

CELLEAN OFFER



QGH7366803	
Projet - No commande Project - Order No.	Indice Rev 00
	Folio Sheet 003

This technical information, contained in this document is the exclusive property of Schneider Electric Industries S.A.S. and cannot be used or disclosed to third parties of any kind without its written consent. Only those drawings and diagrams permitted after order booking are binding for execution. All devices shown in this diagrams are in open position. Drawn out with operating mechanism discharged and all power sources off.

Les informations techniques contenues dans ce document (y compris les schémas) sont la propriété exclusive de Schneider Electric Industries S.A.S. et ne peuvent être utilisées ou divulguées à des tiers quels qu'ils soient sans son accord écrit. Seuls ceux autorisés par la commande et les schémas remis après enregistrement de la commande. Les appareils représentés sur ce schéma sont en position ouverte - débranchés - toutes sources coupées.

1 2 3 4 5 6 7 8 9 10

A

B

C

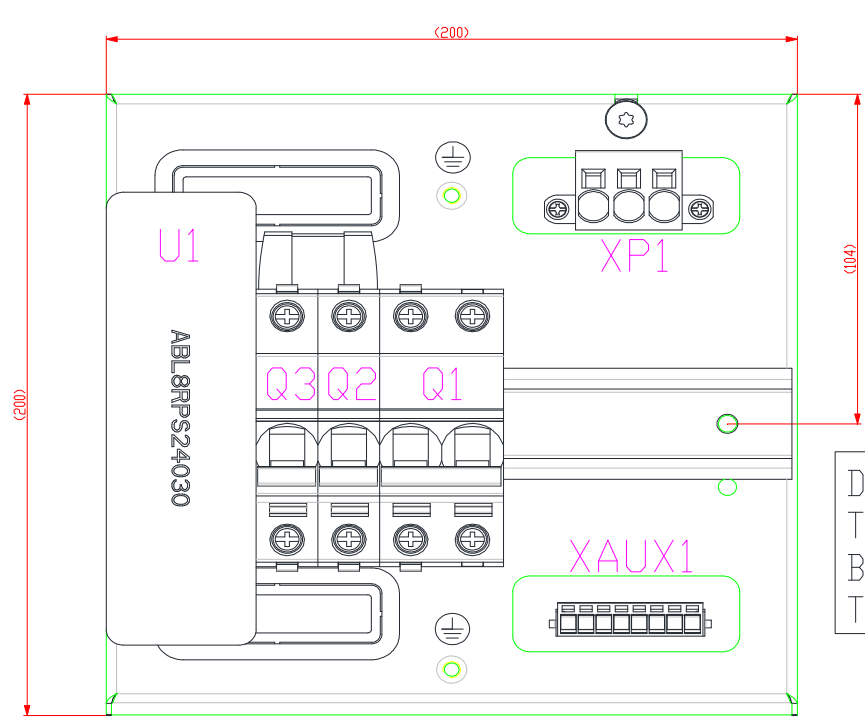
D

A

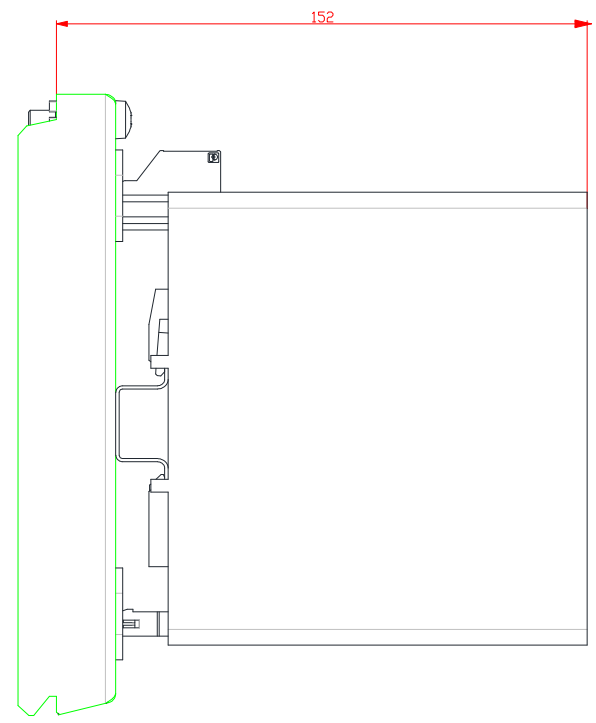
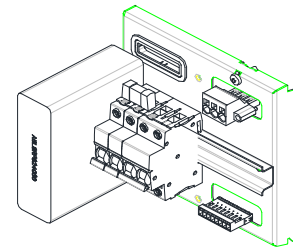
B

C

D



DO NOT DISCONNECT THE GROUND WIRE BEFORE DISCONNECTING THE LINE CABLES



APPROXIMATE WEIGHT : 1800 g

LAYOUT
PS24DC3
POWER SUPPLY 3A
GENERATION AND PROTECTION
24VDC 2 OUTPUT

CELLEAN OFFER



QGH7366803

Project - No commande
Project - Order No.

Indice
Rev
00

Folio
Sheet
004

1	2		3		4	5		6	7		8	9		10
Type of circuit	Electrical Features (A)	Wire Destination		Sheet N°	Designation	Color	Section	Wire Type	Wire routing in cut out	Câble end				
		From	To							From	To			
AUXILIARY CIRCUIT	2 A	XP1.1	Q1.1	003	UNIPOLAR INSULATED ELECTRIC CABLE	BLACK	1.5 mm²	H07V-K	/	CABLE END INSULATED LONG SIZE	CABLE END INSULATED			
		XP1.2	Q1.3	003	UNIPOLAR INSULATED ELECTRIC CABLE	BLACK	1.5 mm²	H07V-K		CABLE END INSULATED LONG SIZE	CABLE END INSULATED			
		Q1.2	U1.C	003	UNIPOLAR INSULATED ELECTRIC CABLE	BLACK	1.5 mm²	H07V-K	ABOTTOM / ATOP	CABLE END INSULATED	CABLE END INSULATED			
		Q1.4	U1.HV	003	UNIPOLAR INSULATED ELECTRIC CABLE	BLACK	1.5 mm²	H07V-K	ABOTTOM / ATOP	CABLE END INSULATED	CABLE END INSULATED			
	3 A	Q2.1	U1.+	003	UNIPOLAR INSULATED ELECTRIC CABLE	BLACK	1.5 mm²	H07V-K	ATOP / ABOTTOM	CABLE END INSULATED	CABLE END INSULATED			
		U1.-	XAUX1.1	003	UNIPOLAR INSULATED ELECTRIC CABLE	BLACK	1.5 mm²	H07V-K	/	CABLE END INSULATED	CABLE END INSULATED			
	1 A	Q2.2	XAUX1.2	003	UNIPOLAR INSULATED ELECTRIC CABLE	BLACK	1.5 mm²	H07V-K	/	CABLE END INSULATED	CABLE END INSULATED			
	2 A	Q3.2	XAUX1.3	003	UNIPOLAR INSULATED ELECTRIC CABLE	BLACK	1.5 mm²	H07V-K	/	CABLE END INSULATED	CABLE END INSULATED			
	/	U1.M	MM1	003	UNIPOLAR INSULATED ELECTRIC CABLE	G/Y	1.5 mm²	H07V-K	/	CABLE END INSULATED	CABLE END INSULATED			
	/	U1.M	MM1	003	UNIPOLAR INSULATED ELECTRIC CABLE	G/Y	1.5 mm²	H07V-K	/	CABLE END INSULATED	CABLE END INSULATED			

This technical information contained in this document is the exclusive property of Schneider Electric Industries S.A.S. and cannot be used or disclosed to third parties of any kind without its written consent. Only those drawings and diagrams permitted after order booking are binding for execution. All devices shown in this diagrams are in open position, drawn out with separating mechanism disengaged and all power sources off.

Les informations techniques contenues dans ce document sont la propriété exclusive de Schneider Electric Industries S.A.S. et ne peuvent être utilisées ou divulguées à des tiers quels qu'ils soient sans son accord écrit. Seuls nos engagements sur ce schéma sont en vigueur. Les schémas sont à des fins d'usage et ne sont pas à exécuter sans accord écrit. Les appareils représentés sur ce schéma sont en position ouvert - débranchés - toutes sources coupées.

WIRE LIST
 PS24DC3
 POWER SUPPLY 3A
 GENERATION AND PROTECTION
 24VDC 2 OUTPUT

CELLEAN OFFER



QGH7366803
 Projet - No commande
 Project - Order No.

Indice Rev	Folio Sheet
00	005

