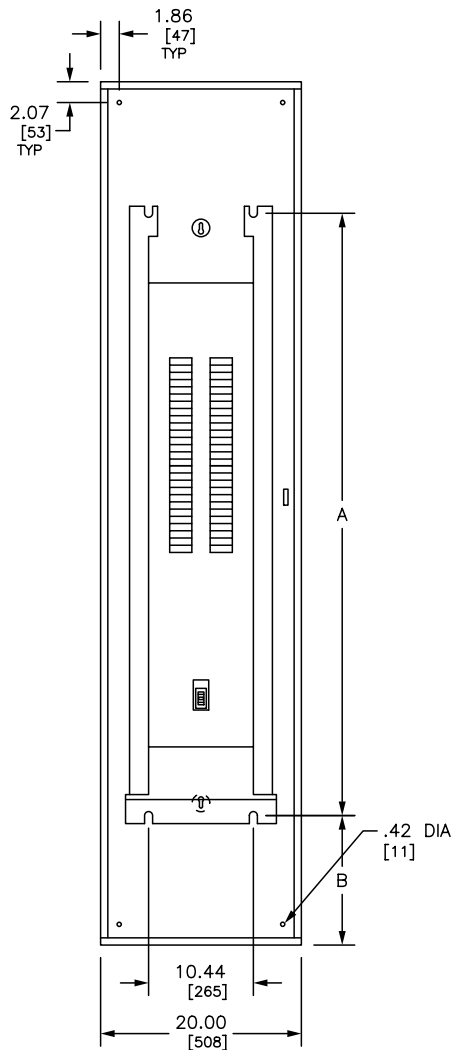
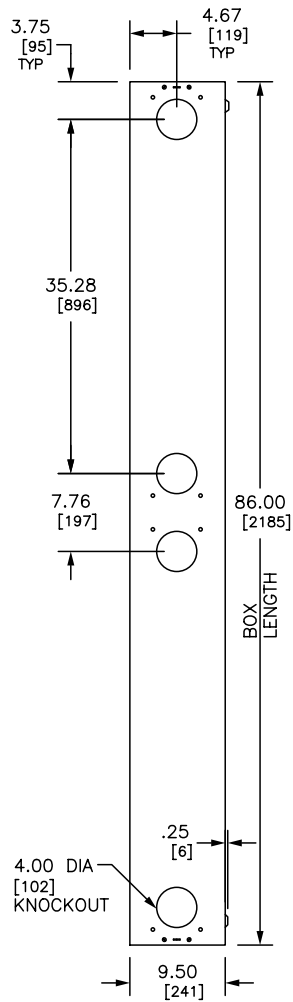


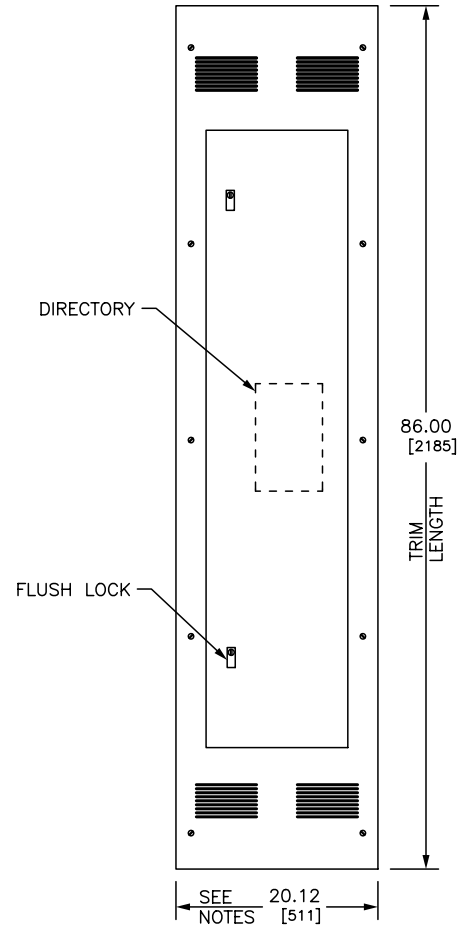
REV	DESCRIPTION	BY	DATE				
---	-----	---	---/---/---	---	-----	---	---



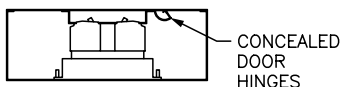
**TYPICAL BOX WITH INTERIOR**



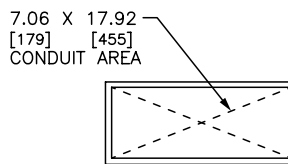
**TYPICAL BOX SIDE VIEW**



**TYPICAL FRONT**



**TYPICAL MOUNTING OF QO OR QOB BREAKERS**



**BOTTOM ENDWALL CUTOUT**

MPS NQ MB PANELBOARDS ARE UL LISTED.

REFER TO DP CATALOG CLASS 1630 FOR ADDITIONAL INFORMATION

BOX: CODE GAUGE GALVANIZED STEEL. TOP ENDWALL WILL BE BLANK AND BOTTOM ENDWALL HAS A CUTOUT.

DUAL DIMENSIONS: INCHES MILLIMETERS

FRONT: MONO-FLAT CONSTRUCTION WITH TRIM SCREWS AND DOOR HINGES. ANSI 49 GRAY BAKED ENAMEL FINISH ELECTRODEPOSITED OVER CLEANED PHOSPHATIZED STEEL. SOME TRIMS WILL BE VENTED.

LOCK: FLUSH LOCK WITH BRUSHED, STAINLESS STEEL ESCUTCHEON. NSR-251 KEY CHANGE.

TYPE	AMPS	MLO/MB	CKT	NON-MPS BOX LENGTH		A		B	
				IN	MM	IN	MM	IN	MM
NQ	400	VMB	30	62.00	1575	57.00	1448	14.35	364
NQ	400	VMB	42	62.00	1575	57.00	1448	14.35	364
NQ	400	VMB	54	68.00	1727	63.00	1600	11.35	288

JOB NAME: ---	EQUIPMENT DESIGNATION: ---
JOB LOCATION: ---	EQUIPMENT TYPE: NQ FULL HEIGHT 400A VMB
DRAWN BY: ---	DRAWING TYPE: ---
ENGR: ---	
DATE: JULY 2008	
DRAWING STATUS: ---	DWG# PBA581_EN
	PG 01 OF 01
	REV ---