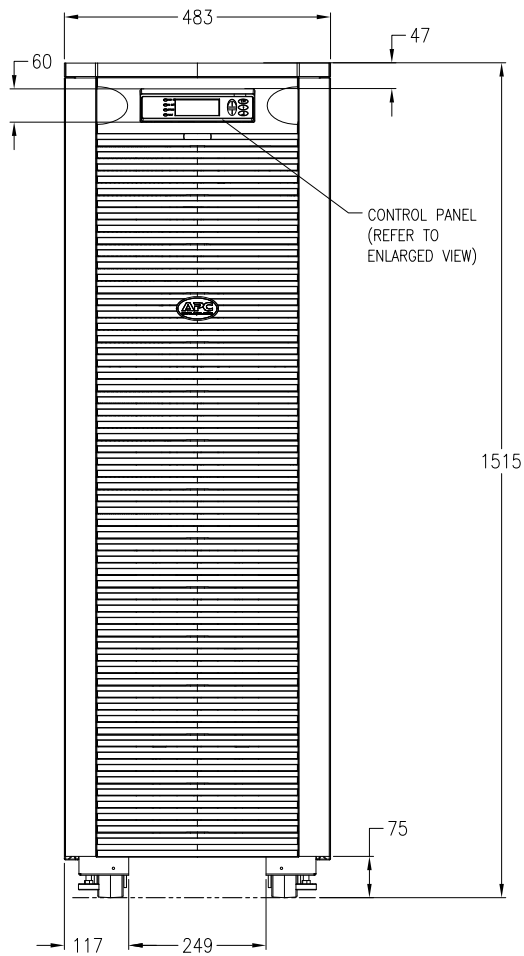



TOP VIEW




FRONT VIEW



SIDE VIEW

NOTES:

1. INSTALLATION MUST COMPLY WITH ALL APPLICABLE NATIONAL, STATE AND LOCAL CODES.
2. PLEASE REFER TO PRODUCT DOCUMENTATION FOR FURTHER INFORMATION.
3. ALL DIMENSIONS ARE IN MILLIMETERS, UNLESS OTHERWISE SPECIFIED.
4. NET WEIGHT OF THE UNIT IS 474 kg.
5. CABLE ENTRY IS REAR SIDE OF THE UNIT.
6. AIRFLOW AND SERVICE REQUIREMENTS, AS WELL AS MINIMUM CLEARANCE TO FIRE SUPPRESSION SYSTEMS SHOULD BE CONSIDERED WHEN LOCATING THE UNIT.



CONTROL PANEL
(ENLARGED VIEW)

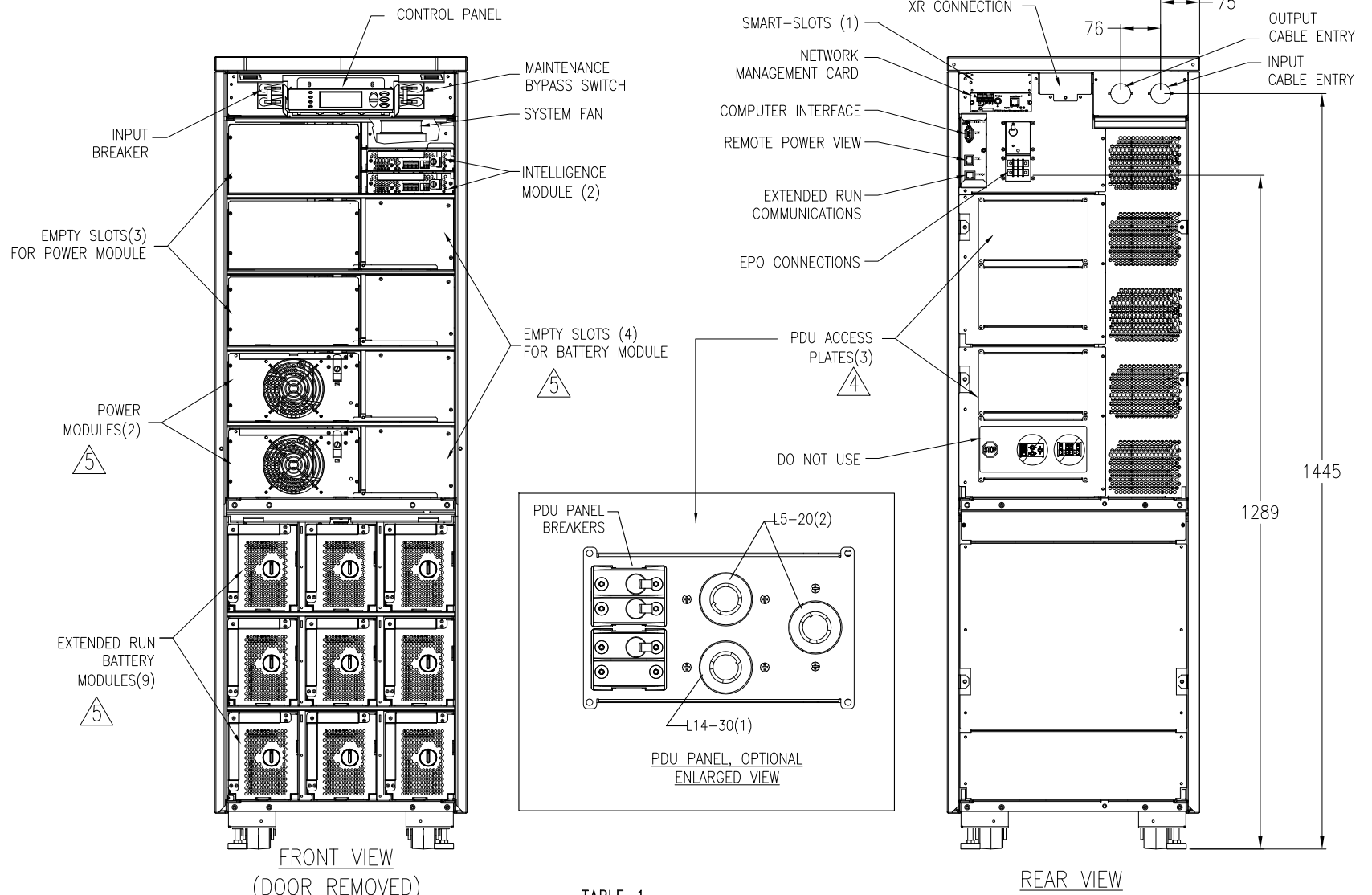
THIS DRAWING AND SPECIFICATIONS HEREIN ARE THE PROPERTY OF SCHNEIDER ELECTRIC AND SHALL NOT BE COPIED, REPRODUCED OR USED IN WHOLE OR IN PART, AS THE BASIS FOR THE MANUFACTURE OR SALE OF ITEMS WITHOUT WRITTEN PERMISSION FROM SCHNEIDER ELECTRIC. THIS DRAWING IS BASED UPON LATEST AVAILABLE INFORMATION AND IS SUBJECT TO CHANGE WITHOUT NOTICE.



TITLE:
SYMMETRA LX 8kVA TOWER, XR
INPUT: 200VAC (2ø+N+G) 50/60Hz
OUTPUT: 100/200VAC 50/60Hz
MAIN MECHANICAL
PROJECT: SUBMITTAL DRAWINGS SHEET 1 OF 3

DWG NO: SYA8K16JXR-MM
DRAWN: K NAGENDRA
ENGINEER: K WHITE
APPROVED: N WHITING

REV. 2
22-JAN-09
22-JAN-09
22-JAN-09
PROJ. ANGLE N/A



NOTES:

1. INSTALLATION MUST COMPLY WITH NATIONAL, STATE AND LOCAL CODES.
2. PLEASE REFER TO PRODUCT DOCUMENTATION FOR FURTHER INFORMATION.
3. ALL DIMENSIONS ARE IN MILLIMETERS, UNLESS OTHERWISE SPECIFIED.

- △4. UP TO THREE (3), OPTIONAL, SYMMETRA LX PDU PANELS CAN BE PURCHASED SEPARATELY AND INSTALLED TO PROVIDE FURTHER LOAD CONNECTIONS.
- △5. THE SYMMETRA LX, SKU NUMBER SYA8K16JXR, IS SHOWN IN A NON-REDUNDANT CONFIGURATION, HAVING TWO (2) POWER MODULES (SYPM4KP) AND NINE (9) BATTERY MODULES (SYBT5FR), PROVIDING UP TO 8kVA POWER. FURTHER POWER MODULES (SYPM4KP) CAN BE PURCHASED SEPARATELY AND INSTALLED IN THE SYSTEM, IN ACCORDANCE WITH **TABLE-1**, PROVIDING SCALABILITY AND/OR REDUNDANCY. THE RUNTIME CAN ALSO BE FURTHER EXTENDED BY THE PURCHASE AND INSTALLATION OF UP TO FOUR (4) ADDITIONAL BATTERY MODULES (SYBT5FR) IN THE MAIN UPS FRAME.

TABLE-1

Rating	Number of additional Power Module(s)
8kVA N+1, Ext. run	ONE
12kVA, Ext. run	ONE
12kVA N+1, Ext. run	TWO
16kVA, Ext. run	TWO
16kVA N+1, Ext. run	THREE

THIS DRAWING AND SPECIFICATIONS HEREIN ARE THE PROPERTY OF SCHNEIDER ELECTRIC AND SHALL NOT BE COPIED, REPRODUCED OR USED IN WHOLE OR IN PART, AS THE BASIS FOR THE MANUFACTURE OR SALE OF ITEMS WITHOUT WRITTEN PERMISSION FROM SCHNEIDER ELECTRIC. THIS DRAWING IS BASED UPON LATEST AVAILABLE INFORMATION AND IS SUBJECT TO CHANGE WITHOUT NOTICE.



TITLE:

SYMMETRA LX 8kVA TOWER, XR
 INPUT: 200VAC (2ø+N+G) 50/60Hz
 OUTPUT: 100/200VAC 50/60Hz
 INTERNAL VIEWS

DWG NO:

SYA8K16JXR-ME1

REV. 2

DRAWN:

K NAGENDRA

22-JAN-09

ENGINEER:

K WHITE

22-JAN-09

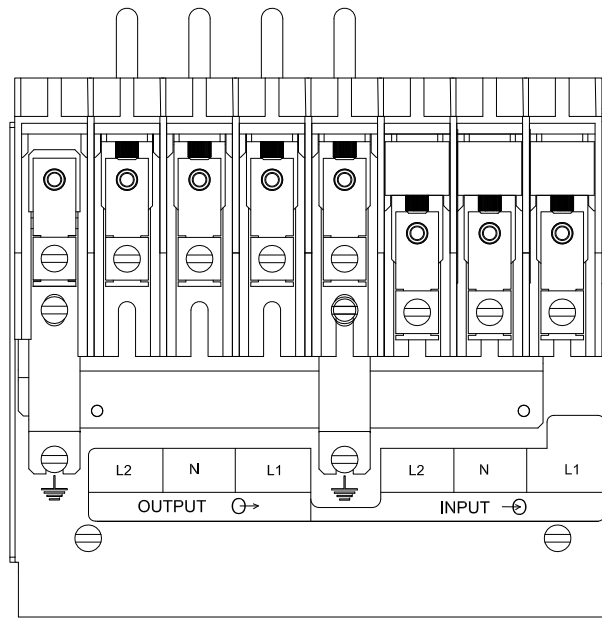
APPROVED:

N WHITING

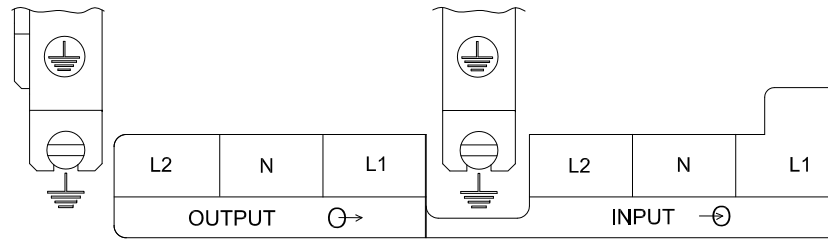
22-JAN-09

PROJECT: SUBMITTAL DRAWINGS SHEET 2 OF 3

PROJ. ANGLE N/A

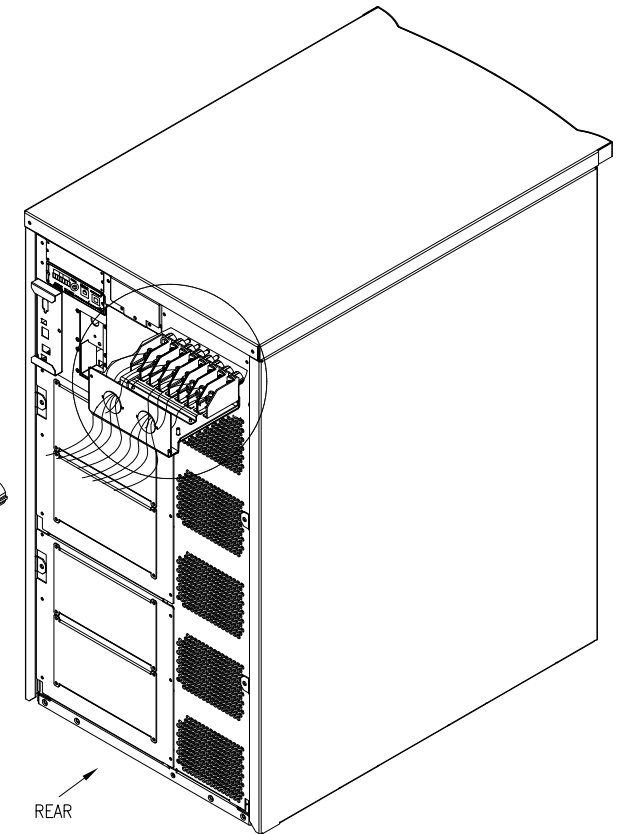


TOP VIEW, ENLARGED
INPUT/OUTPUT CONNECTIONS

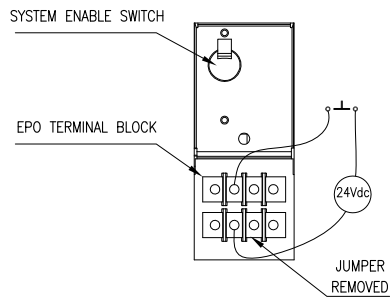


INPUT/OUTPUT CONNECTIONS

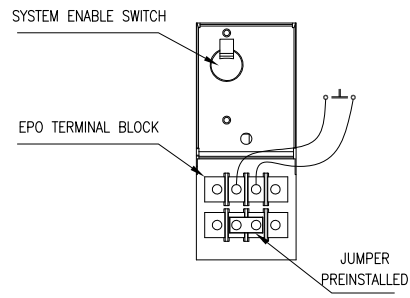
TOP VIEW
INPUT/OUTPUT CONNECTIONS
(REFER ENLARGED VIEW)



IF REQUIRED: Connect the Remote Emergency Power Off (REPO) circuit on the UPS



IF INSTALLATION USES
A SWITCH CONTACT
AND A 24Vdc POWER SUPPLY
EXTERNAL TO THE UPS



IF INSTALLATION USES
SINGLE EXTERNAL
SWITCH CONTACT.

NOTES:

1. INSTALLATION MUST COMPLY WITH ALL APPLICABLE NATIONAL, STATE AND LOCAL CODES.
2. PLEASE REFER TO PRODUCT DOCUMENTATION FOR FURTHER INFORMATION.

THIS DRAWING AND SPECIFICATIONS HEREIN ARE THE PROPERTY OF SCHNEIDER ELECTRIC AND SHALL NOT BE COPIED, REPRODUCED OR USED IN WHOLE OR IN PART, AS THE BASIS FOR THE MANUFACTURE OR SALE OF ITEMS WITHOUT WRITTEN PERMISSION FROM SCHNEIDER ELECTRIC. THIS DRAWING IS BASED UPON LATEST AVAILABLE INFORMATION AND IS SUBJECT TO CHANGE WITHOUT NOTICE.



TITLE:	SYMMETRA LX 8kVA TOWER, XR		DWG NO:	SYA8K16JXR-ME2	REV.	2
	INPUT: 200VAC (2ø+N+G) 50/60Hz		DRAWN:	K NAGENDRA	22-JAN-09	PROJ.
	OUTPUT: 100/200VAC 50/60Hz		ENGINEER:	K WHITE	22-JAN-09	ANGLE
	INPUT/OUTPUT & EPO CONNECTIONS		APPROVED:	N WHITING	22-JAN-09	N/A
PROJECT: SUBMITTAL DRAWINGS SHEET 3 OF 3						