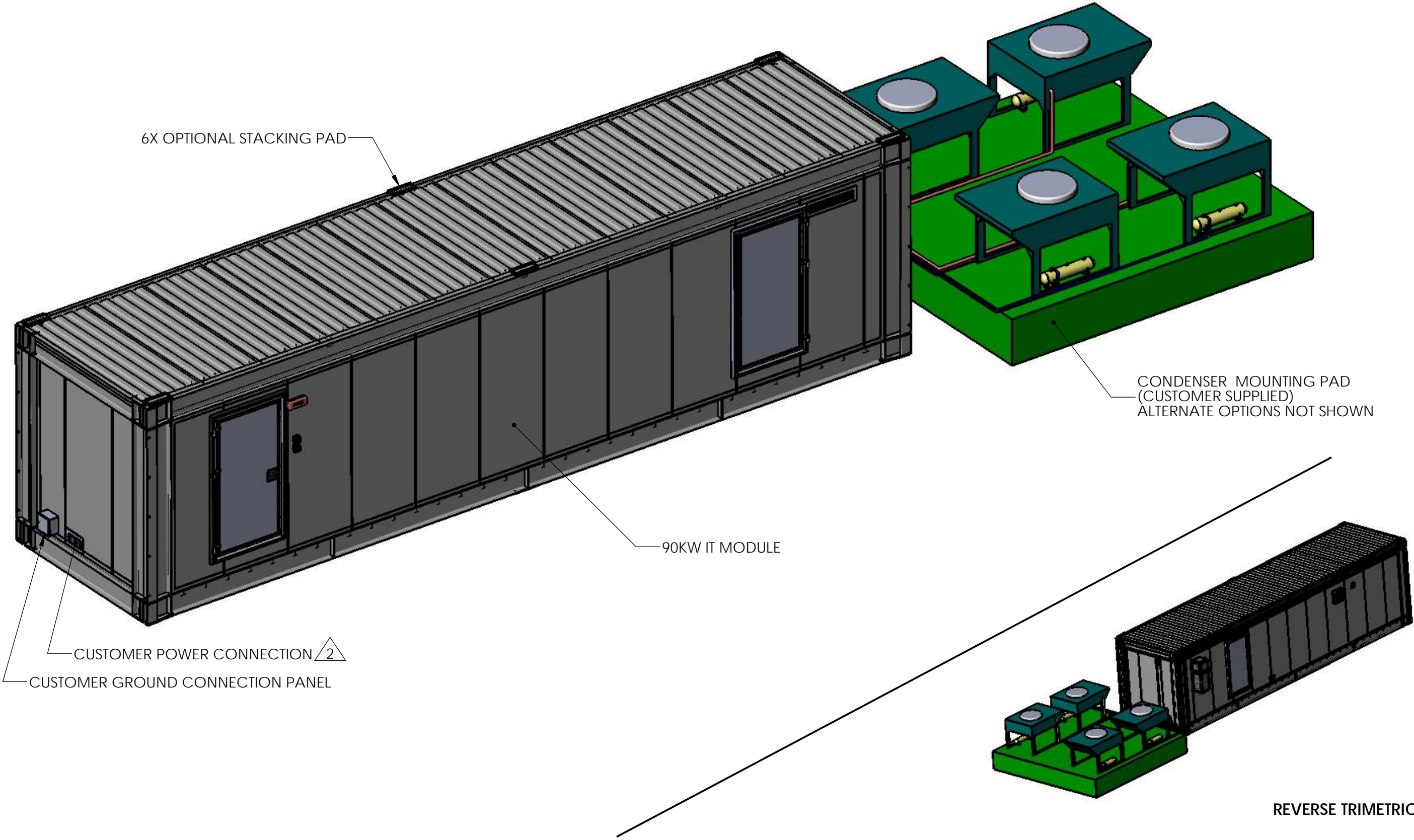


A B C D E F G H

REVISIONS					
REV.	SUFFIX	ECO #	DESCRIPTION	DATE	APPROVED
01			RELEASE TO PRODUCTION	14 JUL 14	K SCHALLER
02			ADDED 2 NOTES TO END VIEW SH 2	6 AUG 14	K SCHALLER



NOTES, UNLESS OTHERWISE SPECIFIED:

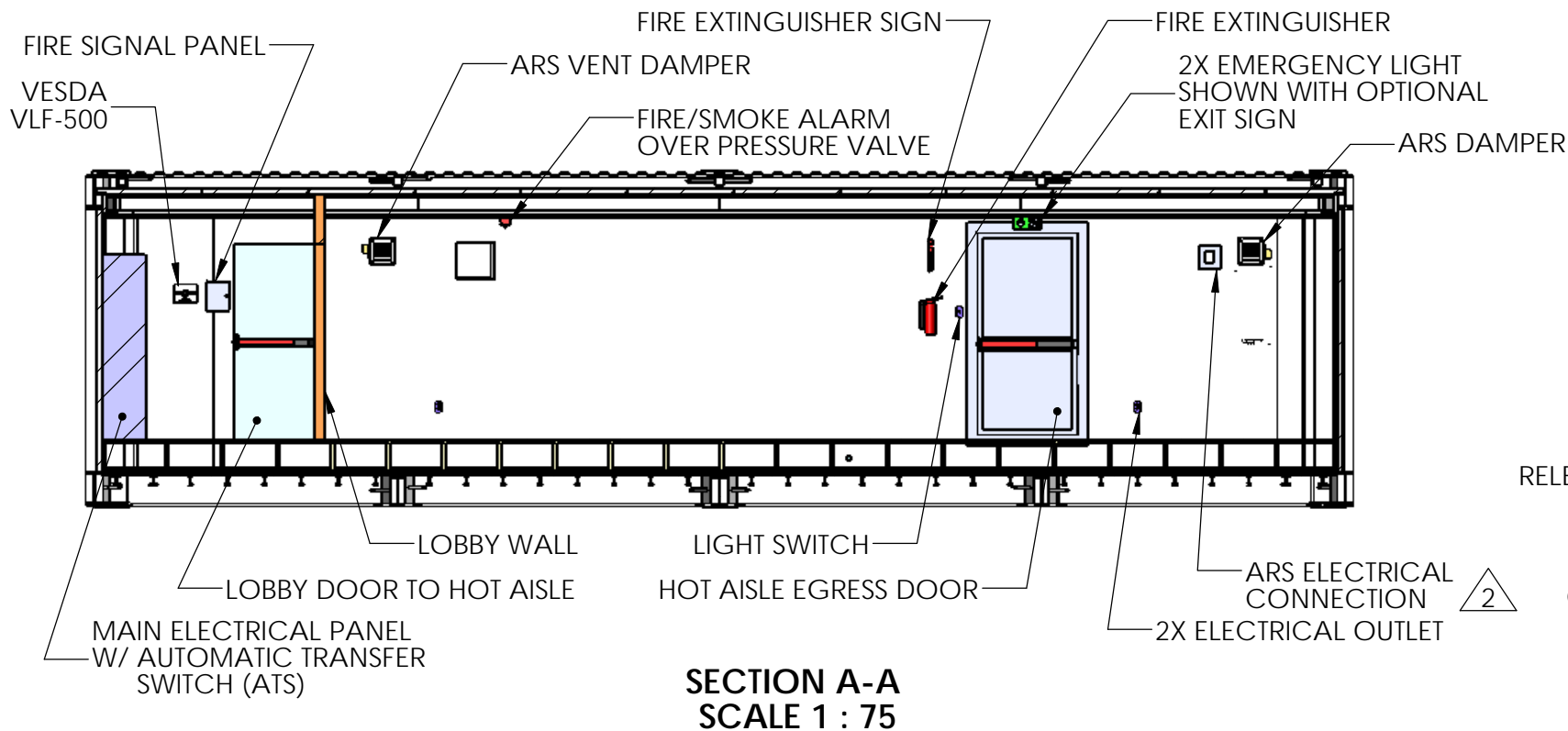
1. ALL DIMENSIONS ARE IN MILLIMETERS (INCHES).
2. ALL DATA CABLE, POWER CABLE, COOLING PIPING, AND COOLING POWER INTERFACES ARE THROUGH ROXTEC CABLE ENTRY SEALS.

THIS DRAWING AND SPECIFICATIONS HEREIN ARE THE PROPERTY OF SCHNEIDER ELECTRIC AND SHALL NOT BE COPIED, REPRODUCED OR USED IN WHOLE OR IN PART, AS THE BASIS FOR THE MANUFACTURE OR SALE OF ITEMS WITHOUT WRITTEN PERMISSION FROM SCHNEIDER ELECTRIC. THIS DRAWING IS BASED UPON LATEST AVAILABLE INFORMATION AND IS SUBJECT TO CHANGE WITHOUT NOTICE.

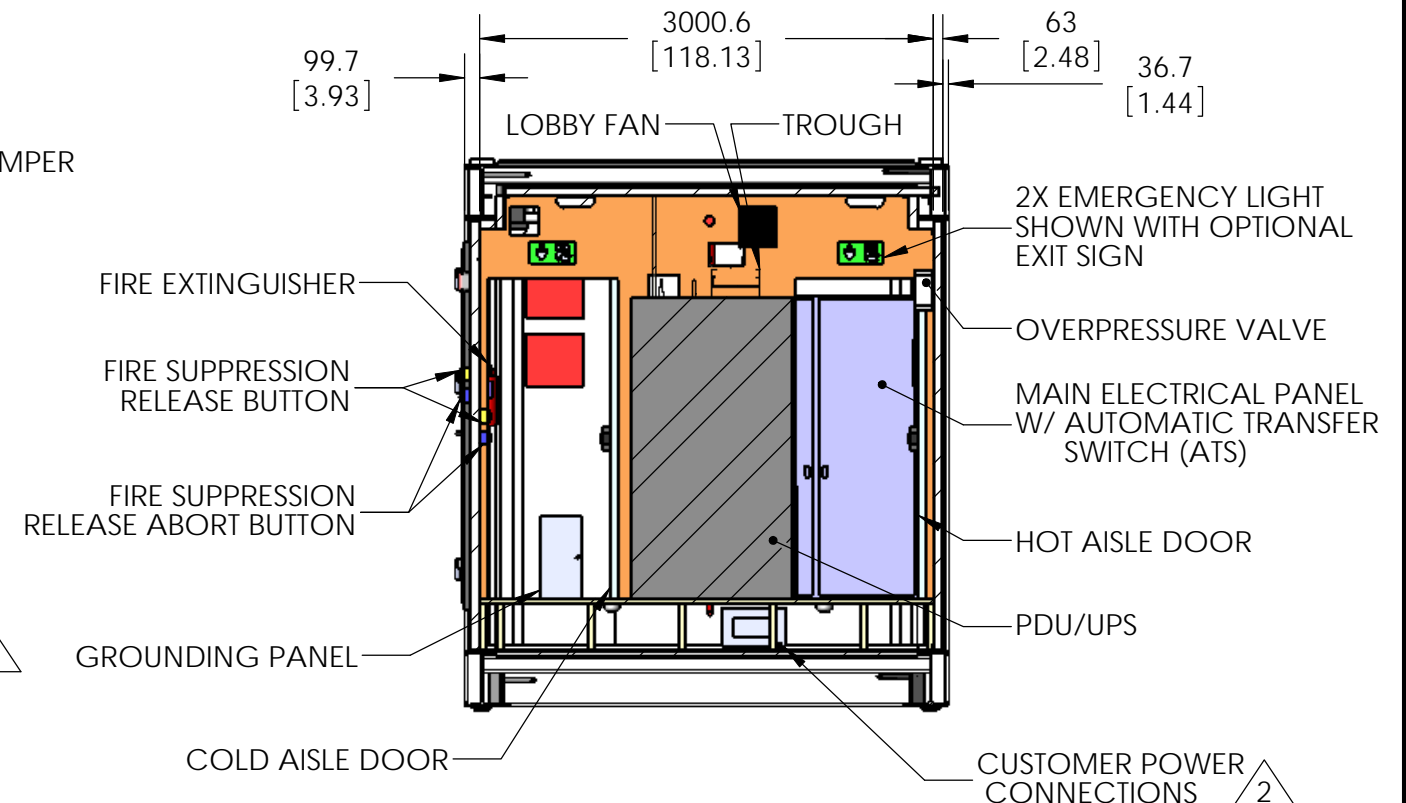


TITLE:	90KW ALL-IN-ONE PRE-FABRICATED IT MODULE, PDU, EMEA		DWG NO.:	PFMIEC090D1E12B	REV	02
PROJECT:	PRE-FAB SOLUTIONS	SHEET 1 OF 7	ENGINEER:	K SCHALLER	4/3/2014	SIZE B
			DRAWN:	K SCHALLER	4/3/2014	
			APPROVED:	K SCHALLER	4/3/2014	

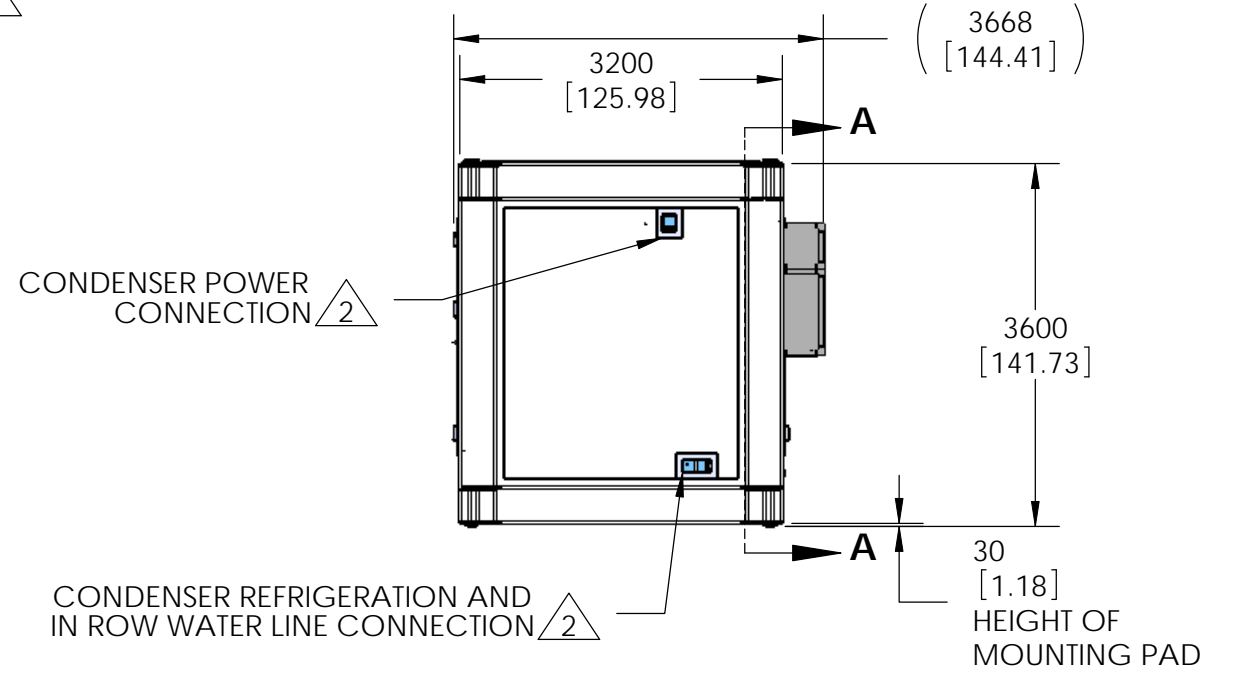
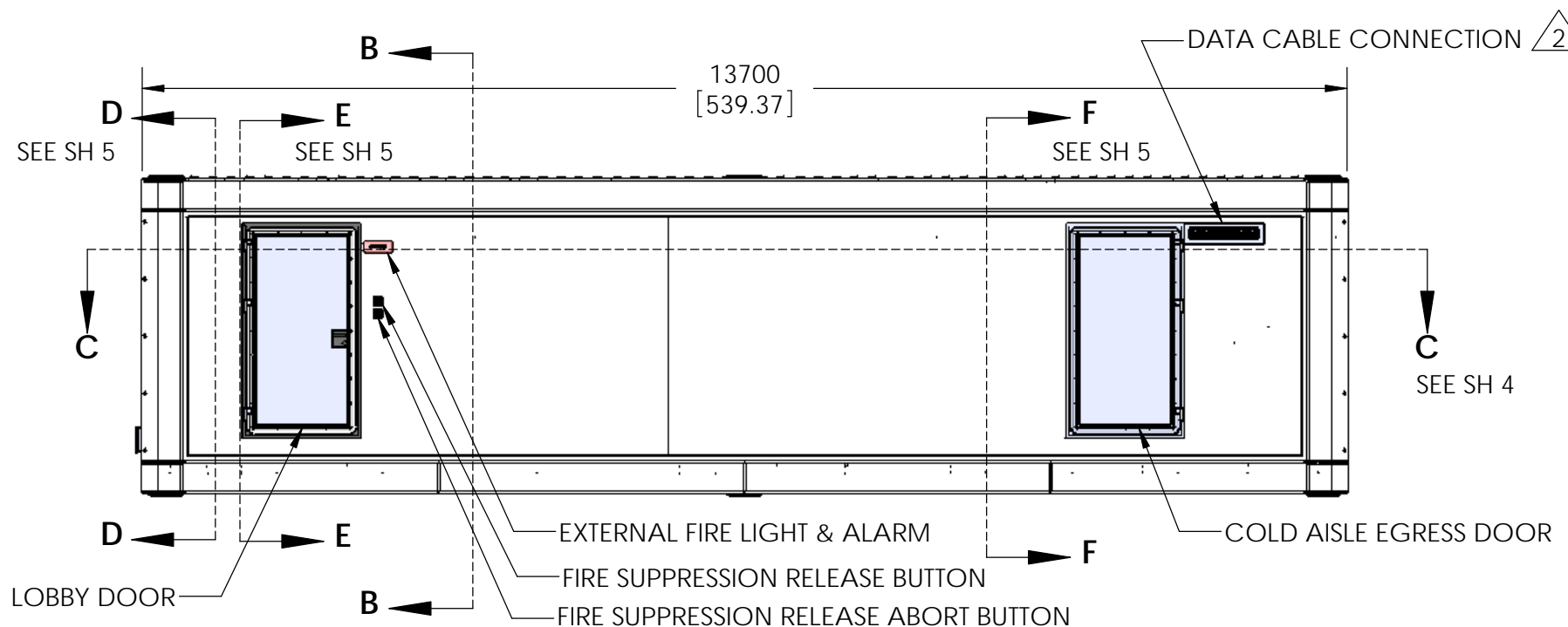
A B C D E F G H



SECTION A-A
SCALE 1 : 75



SECTION B-B
SCALE 1 : 50



THIS DRAWING AND SPECIFICATIONS HEREIN ARE THE PROPERTY OF SCHNEIDER ELECTRIC AND SHALL NOT BE COPIED, REPRODUCED OR USED IN WHOLE OR IN PART, AS THE BASIS FOR THE MANUFACTURE OR SALE OF ITEMS WITHOUT WRITTEN PERMISSION FROM SCHNEIDER ELECTRIC. THIS DRAWING IS BASED UPON LATEST AVAILABLE INFORMATION AND IS SUBJECT TO CHANGE WITHOUT NOTICE.



TITLE: 90kW ALL-IN-ONE PRE-FABRICATED IT MODULE, PDU, EMEA
PROJECT: PRE-FAB SOLUTIONS SHEET 2 OF 7

DWG NO.	PFMIEC090D1E12B	REV	02
ENGINEER:	K SCHALLER	4/3/2014	SIZE B
DRAWN:	K SCHALLER	4/3/2014	
APPROVED:	K SCHALLER	4/3/2014	

A B C D E F G H

A B C D E F G H

1

2

3

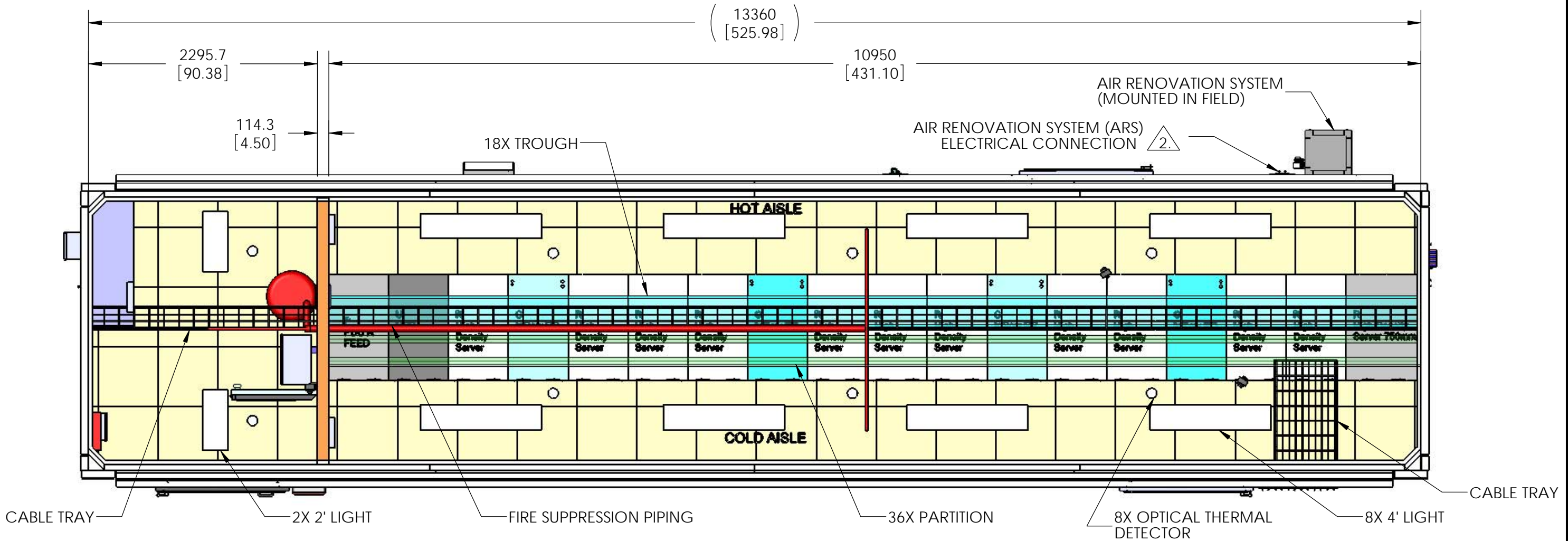
4

1

2

3

4



TOP VIEW
 ROOF & OUTER FRAME NOT SHOWN
 SCALE 1 : 40

THIS DRAWING AND SPECIFICATIONS HEREIN ARE THE PROPERTY OF SCHNEIDER ELECTRIC AND SHALL NOT BE COPIED, REPRODUCED OR USED IN WHOLE OR IN PART, AS THE BASIS FOR THE MANUFACTURE OR SALE OF ITEMS WITHOUT WRITTEN PERMISSION FROM SCHNEIDER ELECTRIC. THIS DRAWING IS BASED UPON LATEST AVAILABLE INFORMATION AND IS SUBJECT TO CHANGE WITHOUT NOTICE.



TITLE: 90kW ALL-IN-ONE PRE-FABRICATED IT MODULE, PDU, EMEA

DWG NO.	PFMIEC090D1E12B		REV	02
ENGINEER:	K SCHALLER	4/3/2014	SIZE	B
DRAWN:	K SCHALLER	4/3/2014		
APPROVED:	K SCHALLER	4/3/2014		

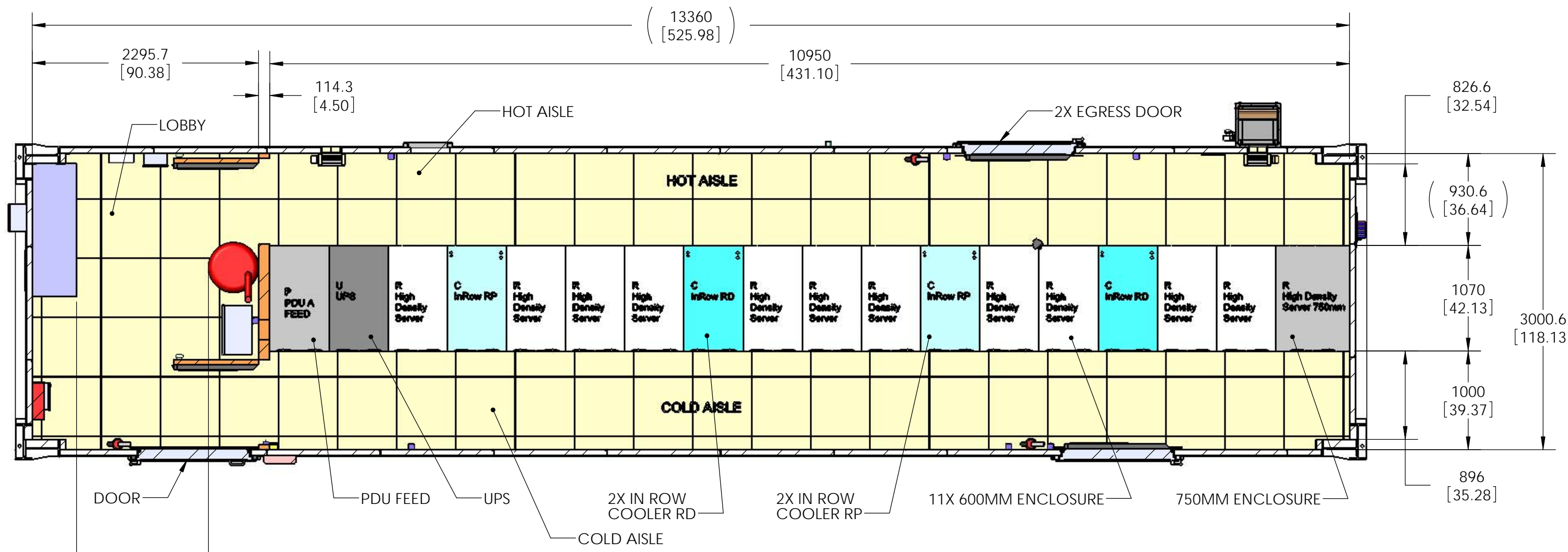
PROJECT: PRE-FAB SOLUTIONS SHEET 3 OF 7

A B C D E F G H

A B C D E F G H

1

1



2

2

3

3

4


4

(1337.7 [52.67] MIN LOBBY CLEARANCE W/ 450 MM PANEL AND 508MM DIA TANK)

SECTION C-C
SCALE 1 : 40

SEE SHEET 2; ZONE E3

THIS DRAWING AND SPECIFICATIONS HEREIN ARE THE PROPERTY OF SCHNEIDER ELECTRIC AND SHALL NOT BE COPIED, REPRODUCED OR USED IN WHOLE OR IN PART, AS THE BASIS FOR THE MANUFACTURE OR SALE OF ITEMS WITHOUT WRITTEN PERMISSION FROM SCHNEIDER ELECTRIC. THIS DRAWING IS BASED UPON LATEST AVAILABLE INFORMATION AND IS SUBJECT TO CHANGE WITHOUT NOTICE.



TITLE: 90kW ALL-IN-ONE PRE-FABRICATED IT MODULE, PDU, EMEA

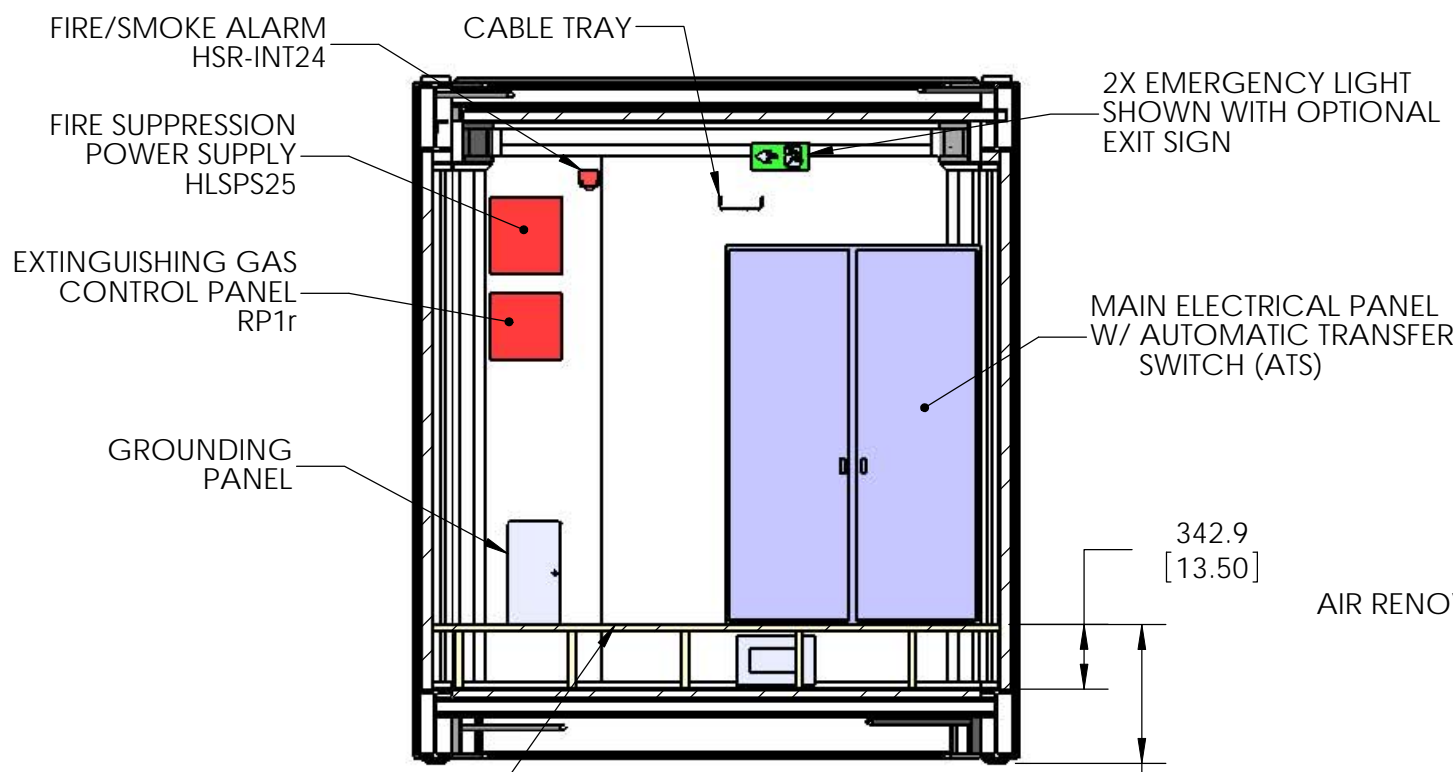
DWG NO.	PFMIEC090D1E12B		REV	02
ENGINEER:	K SCHALLER	4/3/2014	SIZE	B
DRAWN:	K SCHALLER	4/3/2014		
APPROVED:	K SCHALLER	4/3/2014		

PROJECT: PRE-FAB SOLUTIONS SHEET 4 OF 7

A B C D E F G H

A B C D E F G H

1



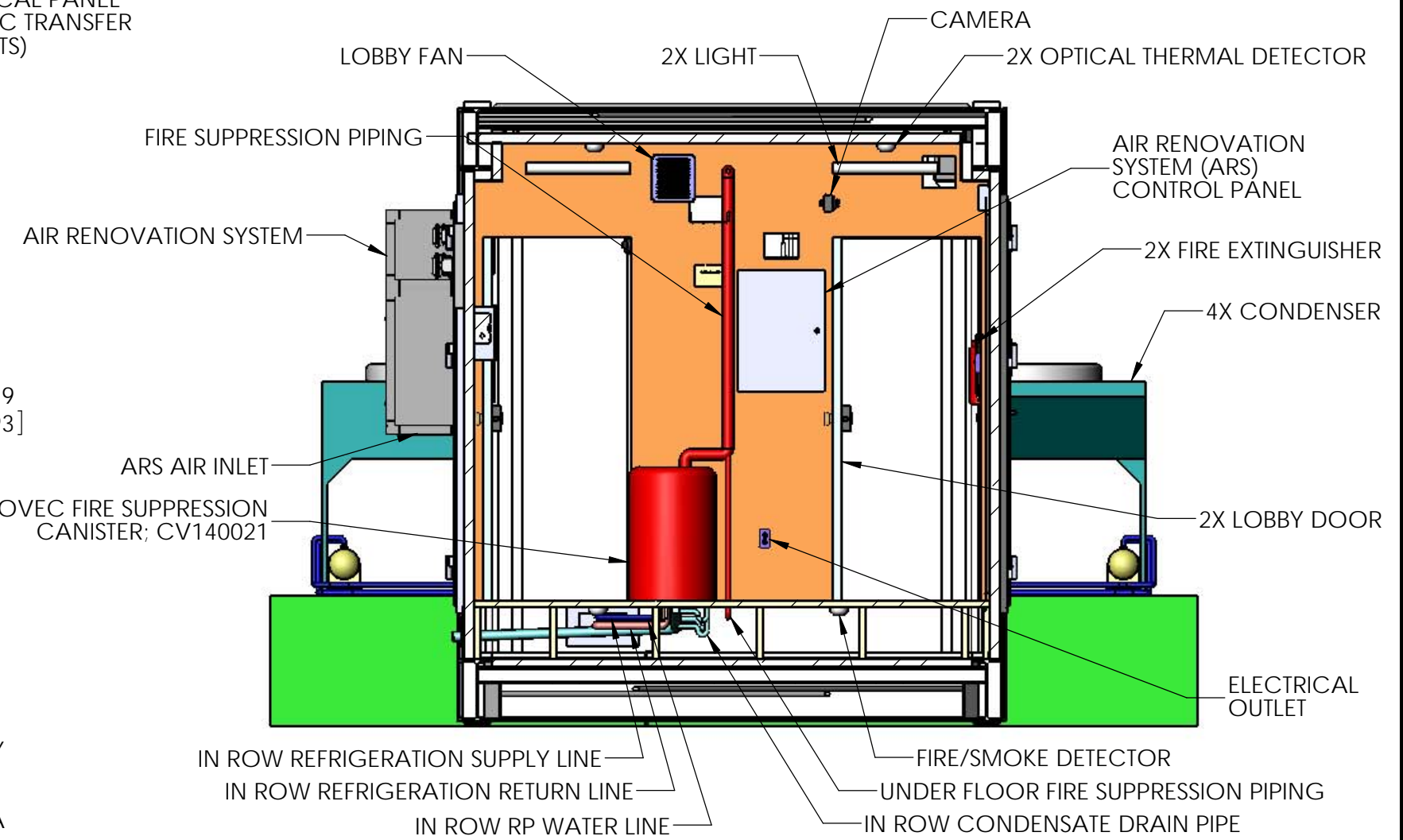
SECTION D-D
SCALE 1 : 40
SEE SHEET 2; ZONE A3

342.9
[13.50]

734.9
[28.93]

1

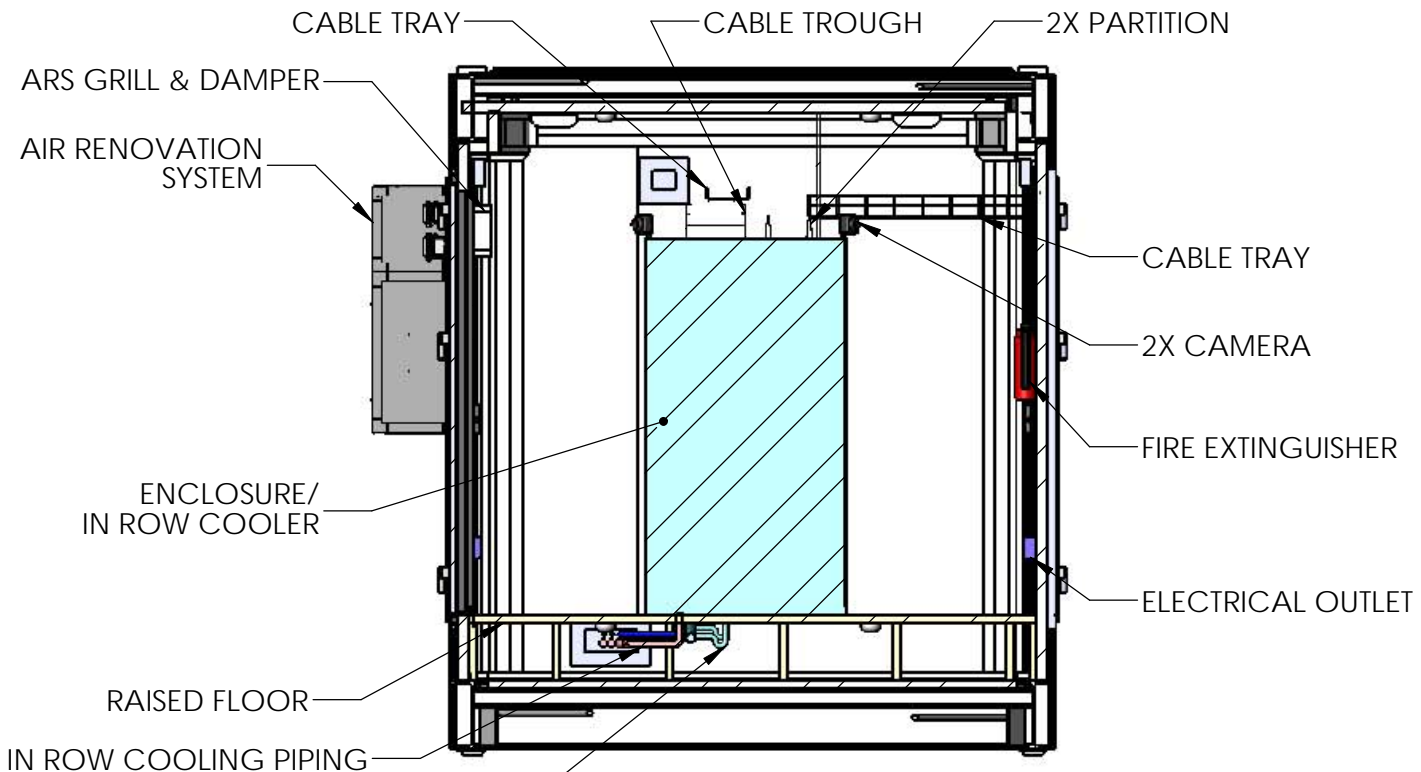
2



SECTION E-E
SCALE 1 : 35
SEE SHEET 2; ZONE B3

2

3



SECTION F-F
SCALE 1 : 40
SEE SHEET 2; ZONE D3

3

4

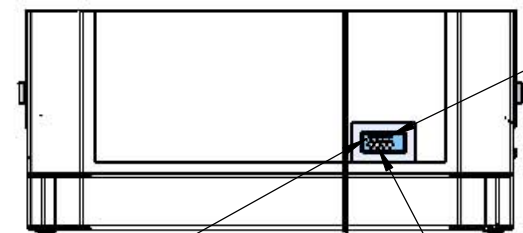
<p>THIS DRAWING AND SPECIFICATIONS HEREIN ARE THE PROPERTY OF SCHNEIDER ELECTRIC AND SHALL NOT BE COPIED, REPRODUCED OR USED IN WHOLE OR IN PART, AS THE BASIS FOR THE MANUFACTURE OR SALE OF ITEMS WITHOUT WRITTEN PERMISSION FROM SCHNEIDER ELECTRIC. THIS DRAWING IS BASED UPON LATEST AVAILABLE INFORMATION AND IS SUBJECT TO CHANGE WITHOUT NOTICE.</p>		<p>TITLE: 90kW ALL-IN-ONE PRE-FABRICATED IT MODULE, PDU, EMEA</p>		DWG NO. PFMIEC090D1E12B	REV 02
		<p>PROJECT: PRE-FAB SOLUTIONS</p>		ENGINEER: K SCHALLER	4/3/2014
		<p>SHEET 5 OF 7</p>		DRAWN: K SCHALLER	4/3/2014
		<p>APPROVED: K SCHALLER</p>		4/3/2014	B

A B C D E F G H

A B C D E F G H

1

1



4X CONDENSER TO IN ROW COOLER REFRIGERATION SUPPLY LINE

2.

RP IN ROW HUMIDIFIER WATER LINE

2.

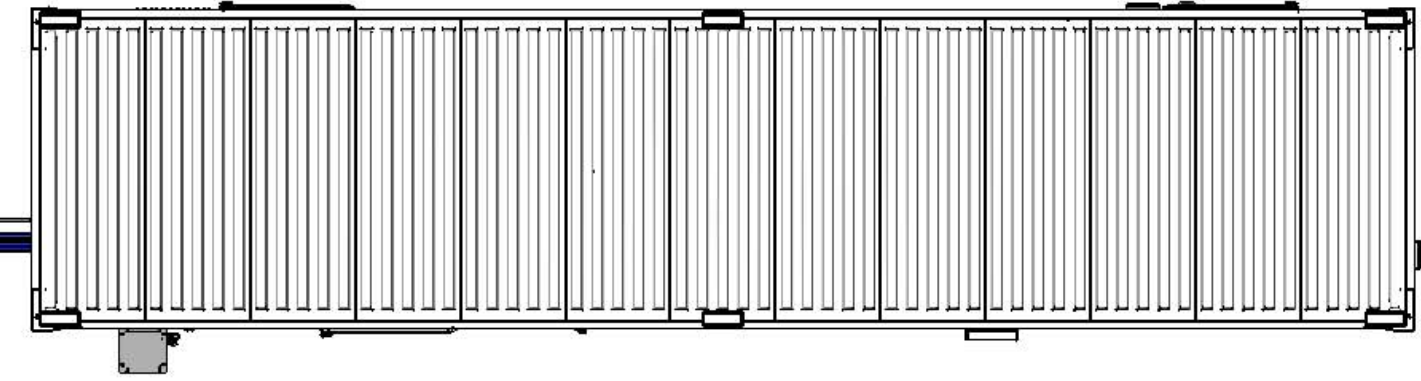
4X CONDENSER FROM IN ROW COOLER REFRIGERATION RETURN LINE

2.

SECTION G-G
SCALE 1 : 50

2

2



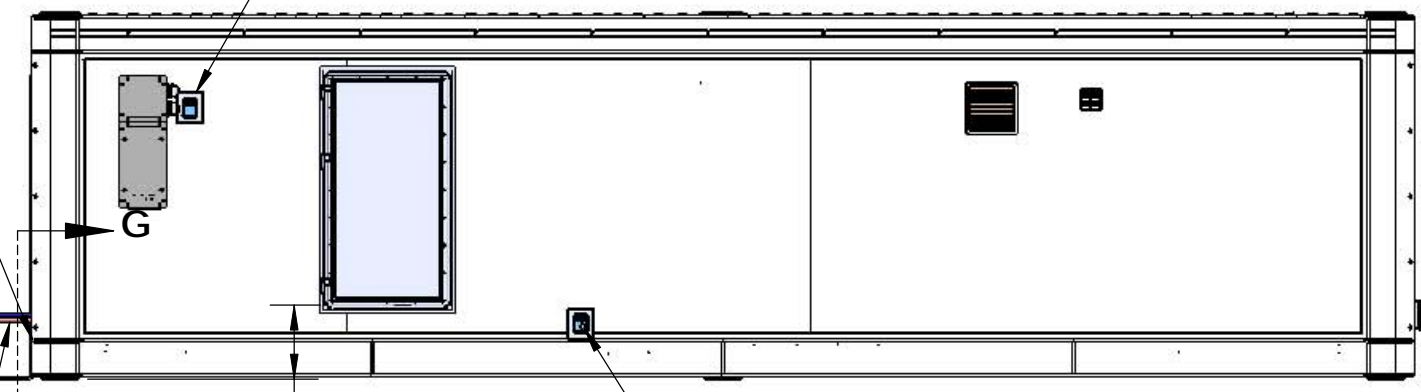
(4X 1380
[54.33])

(4X 1910
[75.20])

CONDENSER MOUNTING PAD
(CUSTOMER SUPPLIED)

3

3



ARS ELECTRICAL CONNECTION

2.

IN ROW RP HUMIDIFIER WATER LINE
(FIELD INSTALLED)

2.

4X CONDENSER
ACCD75207

(4X 1350
[53.15])

762
[30.00]

MUST BE GREATER THAN
HEIGHT TO IN ROWS

4X CONDENSER POWER CABLE
(FIELD INSTALLED)

4X CONDENSER SUPPLY REFRIGERATION LINE
(FIELD INSTALLED)

4X CONDENSER RETURN REFRIGERATION LINE
(FIELD INSTALLED)

(736
[28.98])
HEIGHT TO
IN ROW

IN ROW CONDENSATE DRAIN
(FIELD INSTALLED)

2.

THIS DRAWING AND SPECIFICATIONS HEREIN ARE THE PROPERTY OF SCHNEIDER ELECTRIC AND SHALL NOT BE COPIED, REPRODUCED OR USED IN WHOLE OR IN PART, AS THE BASIS FOR THE MANUFACTURE OR SALE OF ITEMS WITHOUT WRITTEN PERMISSION FROM SCHNEIDER ELECTRIC. THIS DRAWING IS BASED UPON LATEST AVAILABLE INFORMATION AND IS SUBJECT TO CHANGE WITHOUT NOTICE.



TITLE: 90kW ALL-IN-ONE PRE-FABRICATED IT
MODULE, PDU, EMEA

DWG NO. PFMIEC090D1E12B

REV 02

ENGINEER: K SCHALLER 4/3/2014

DRAWN: K SCHALLER 4/3/2014

APPROVED: K SCHALLER 4/3/2014

PROJECT: PRE-FAB SOLUTIONS SHEET 6 OF 7

SIZE B

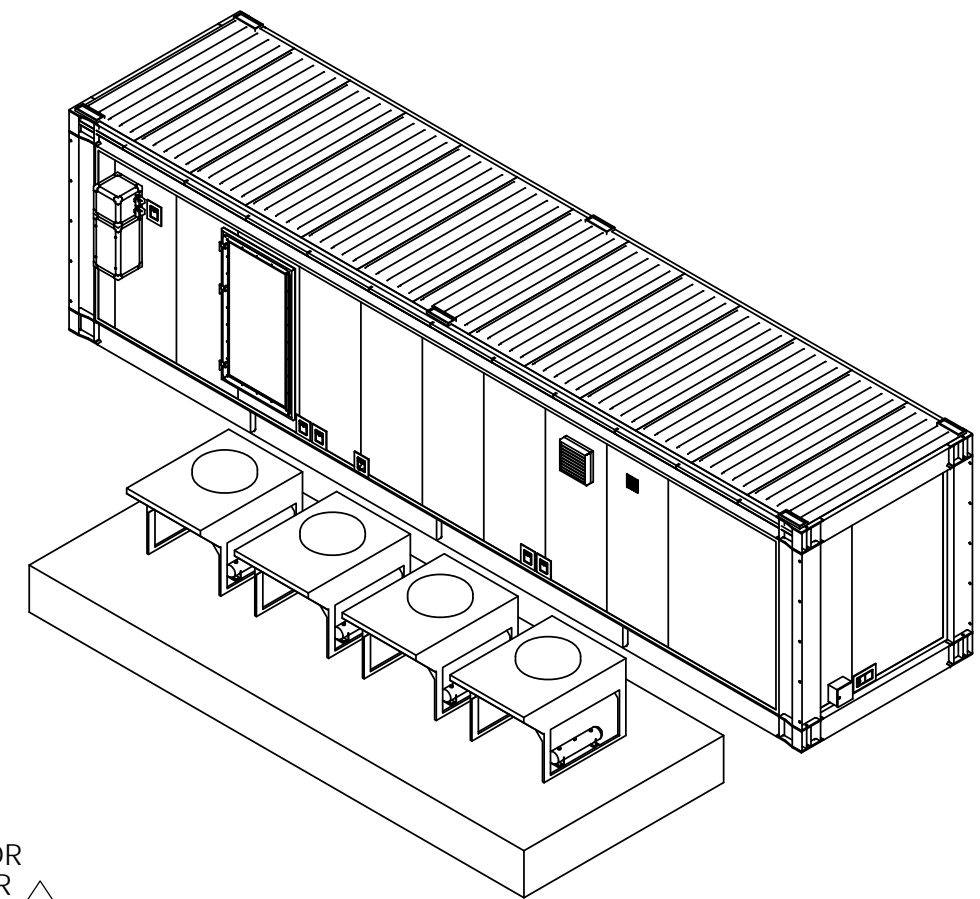
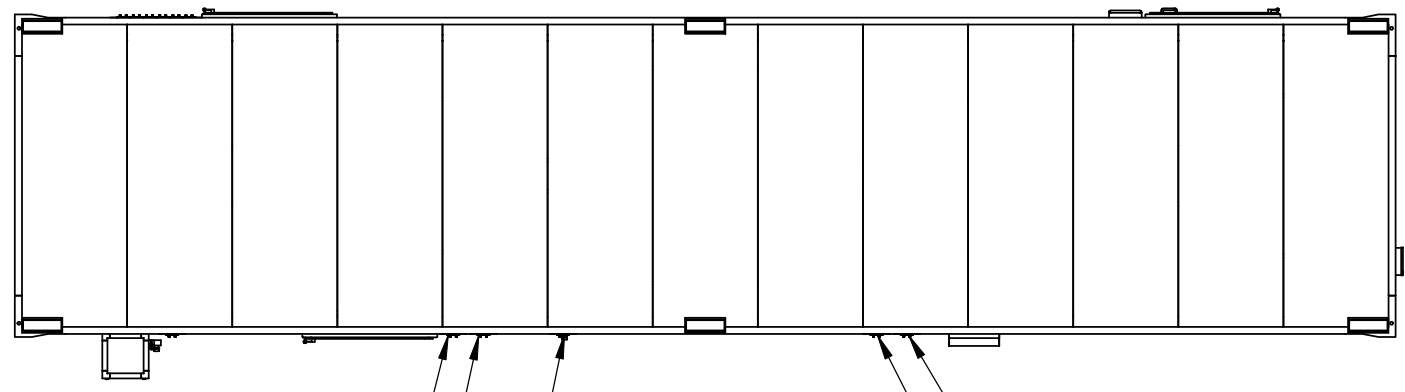
A B C D E F G H

4

4

A B C D E F G H

1



CONDENSER PIPING & WIRING NOT SHOWN

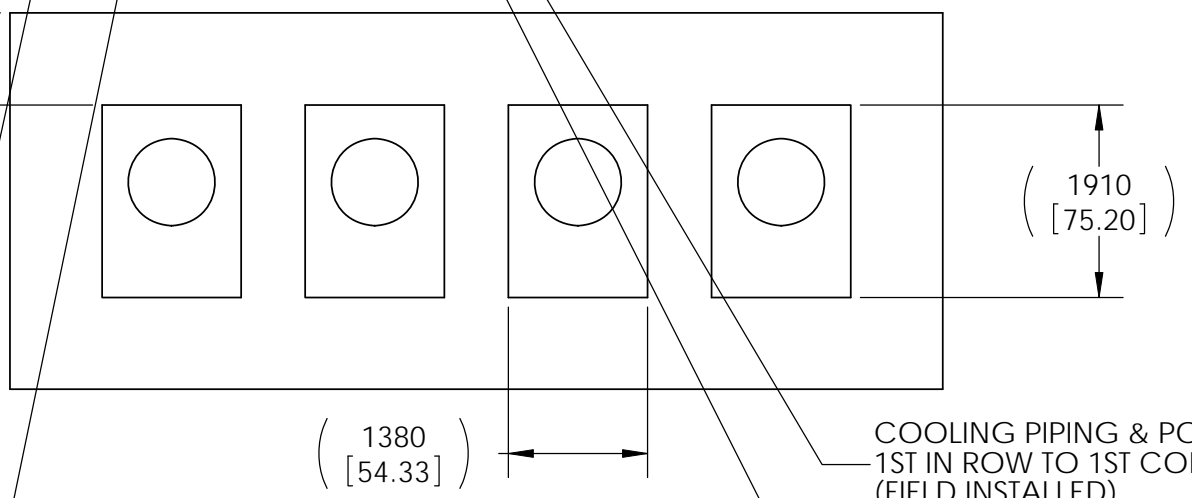
2

914.4
[36.00]
MIN SERVICE CLEARANCE
REQUIRED IN FRONT &
BACK OF THE CONDENSER

COOLING PIPING & POWER FOR
4TH IN ROW TO 4TH CONDENSER
(FIELD INSTALLED) 2.

COOLING PIPING & POWER FOR
3RD IN ROW TO 3RD CONDENSER
(FIELD INSTALLED) 2.

IN ROW CONDENSATE DRAIN
(FIELD INSTALLED) 2.

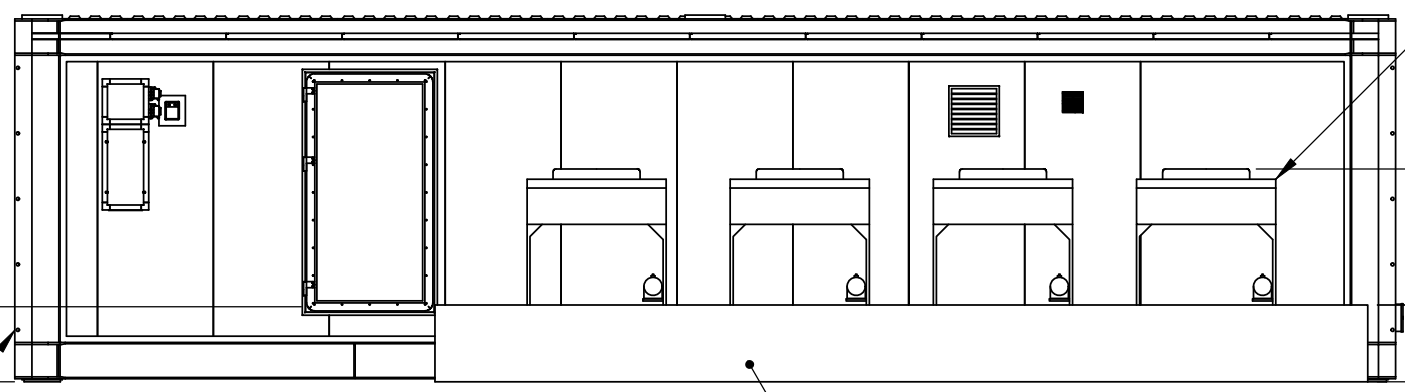


COOLING PIPING & POWER FOR
1ST IN ROW TO 1ST CONDENSER
(FIELD INSTALLED) 2.

COOLING PIPING & POWER FOR
2ND IN ROW TO 2ND CONDENSER
(FIELD INSTALLED) 2.

3

736
[28.98]
HEIGHT TO
IN ROWS



4X CONDENSER
ACCD75207

1350
[53.15]


762
[30.00]
MUST BE GREATER
THAN HEIGHT TO IN ROWS

IN ROW RP HUMIDIFIER WATER LINE
(FIELD INSTALLED) 2.

CONDENSER MOUNTING PAD
(CUSTOMER SUPPLIED)

4

THIS DRAWING AND SPECIFICATIONS HEREIN ARE THE PROPERTY OF SCHNEIDER ELECTRIC AND SHALL NOT BE COPIED, REPRODUCED OR USED IN WHOLE OR IN PART, AS THE BASIS FOR THE MANUFACTURE OR SALE OF ITEMS WITHOUT WRITTEN PERMISSION FROM SCHNEIDER ELECTRIC. THIS DRAWING IS BASED UPON LATEST AVAILABLE INFORMATION AND IS SUBJECT TO CHANGE WITHOUT NOTICE.



TITLE: 90kW ALL-IN-ONE PRE-FABRICATED IT MODULE, PDU, EMEA

DWG NO.	PFMIEC090D1E12B	REV	02
ENGINEER:	K SCHALLER	4/3/2014	SIZE B
DRAWN:	K SCHALLER	4/3/2014	
APPROVED:	K SCHALLER	4/3/2014	

PROJECT: PRE-FAB SOLUTIONS SHEET 7 OF 7

A B C D E F G H