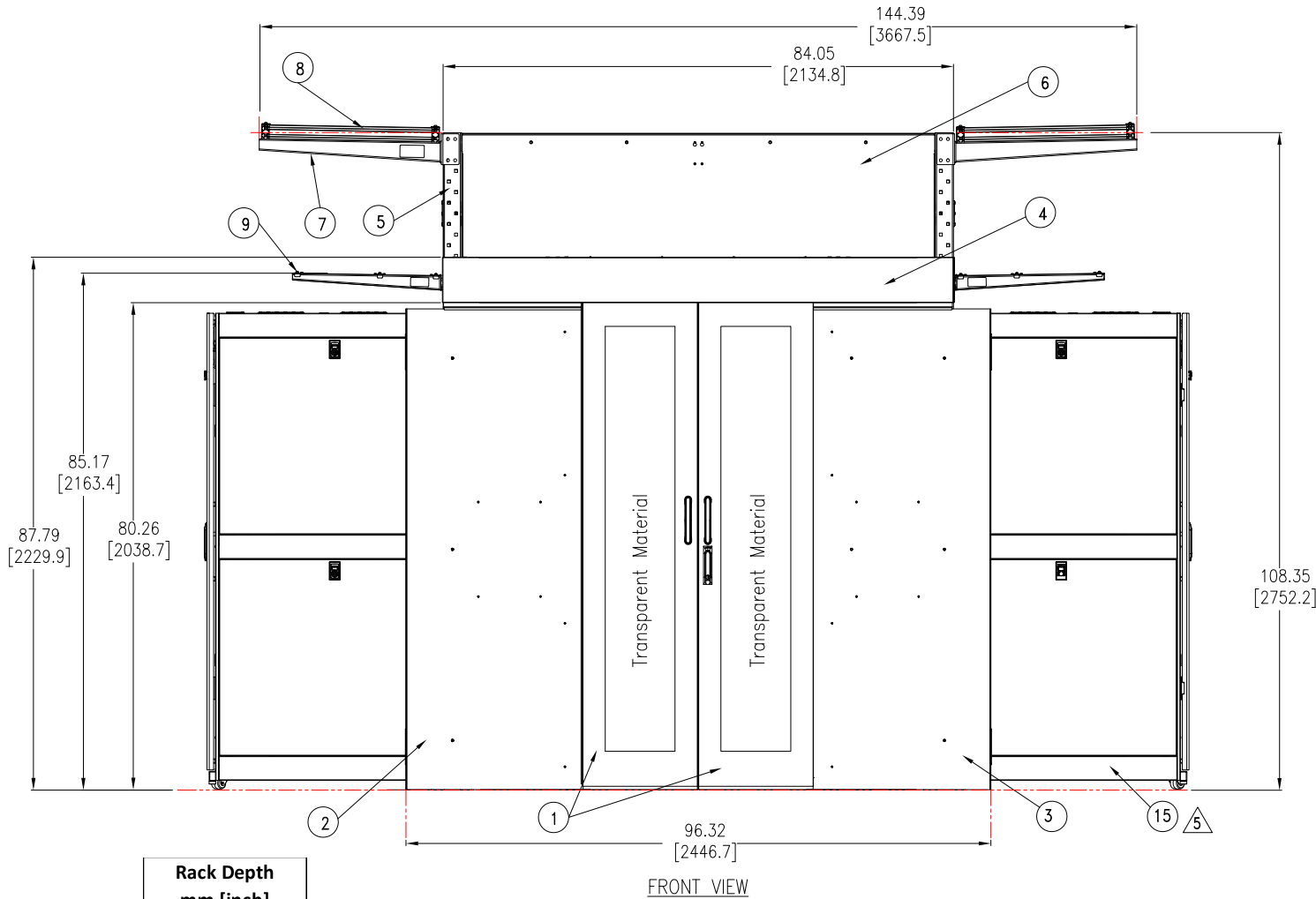


HYPERPOD SYSTEM

SHORT FRAME, SINGLE POD, SIMPLE ROOF, WITH RACK AND WITHOUT DISTRIBUTION CABINETS



Rack Depth	
mm	[inch]
825	[32.480]
1070	[42.125]
1200	[47.244]

△5

Sl.No.	Description
1	Sliding Door (Shown in closed position)
2	Sliding Support (left)
3	Sliding Support (Right)
4	Header
5	Vertical Post
6	Aisle-End Cap Assembly
7	Large Cantilever (optional)
8	Overhead support frame
9	Mini Cantilever (optional)
10	Simple roof
11	Cross over tray
12	Stop rail (bottom)
13	Window Rail assembly
14	Row Length Brush
15	Rack (AR3100)

NOTES:

1. INSTALLATION SHALL COMPLY WITH ALL APPLICABLE NATIONAL, STATE AND LOCAL CODES.
2. REFER TO PRODUCT DOCUMENTATION FOR ADDITIONAL DETAILS PRIOR TO INSTALLATION AND SITE PREPARATION WORK.
3. ALL DIMENSIONS ARE IN INCHES [MILLIMETERS].
4. TYPICAL ARRANGEMENT FOR AR3100 RACK SHOWN FOR REFERENCE.
- △5. RACK DEPTH AND HEIGHT MAY VARY AS PER THE REQUIREMENT. REFER TO THE TABLE FOR RACK DEPTH.
6. REFER TO THE RESPECTIVE SUBMITTALS FOR COMPONENT DETAILS.

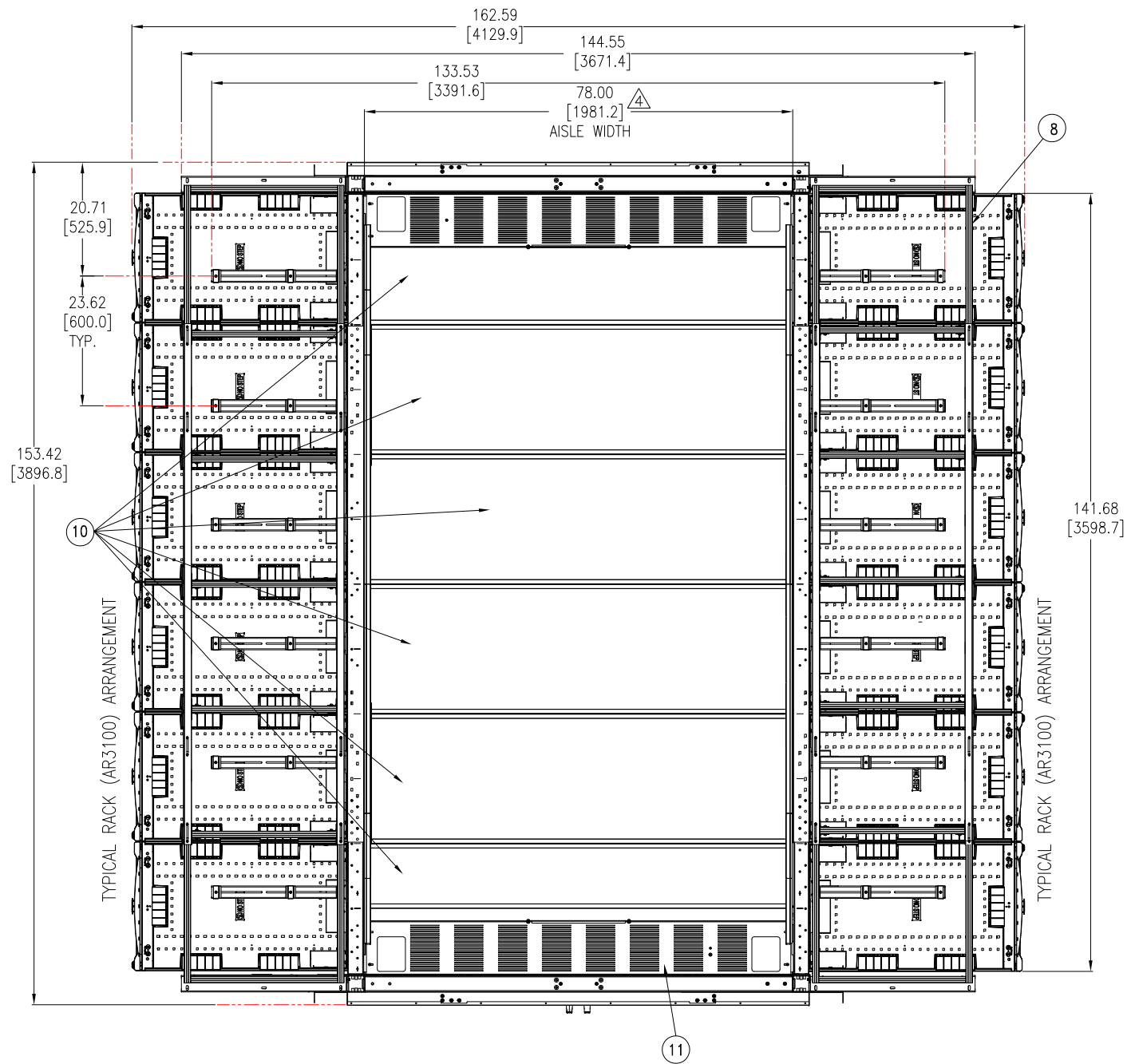
THIS DRAWING AND SPECIFICATIONS HEREIN ARE THE PROPERTY OF SCHNEIDER ELECTRIC AND SHALL NOT BE COPIED, REPRODUCED OR USED IN WHOLE OR IN PART, AS THE BASIS FOR THE MANUFACTURE OR SALE OF ITEMS WITHOUT WRITTEN PERMISSION FROM SCHNEIDER ELECTRIC. THIS DRAWING IS BASED UPON LATEST AVAILABLE INFORMATION AND IS SUBJECT TO CHANGE WITHOUT NOTICE.

Schneider Electric

TITLE: HyperPod
Short Frame, Single Pod, Simple roof, 6' Aisle
with Rack and without Distribution Cabinets
ASSEMBLY-FRONT VIEW

PROJECT: SUBMITTAL DRAWING SHEET 1 OF 3

DWG NO:	REV.
SFSPSRWRWOD6F	0
DRAWN BY: JAYAPRAKASH	25-JUL-18
ENGINEER: TONG XU	31-JUL-18
APPROVED BY: AARON COTTER	31-JUL-18
	THIRD ANGLE PROJECTION



Aisle Width	
Feet	mm [inch]
3	914.4 [36.0]
4	1371.6 [54.0]
5	1524.0 [60.0]
6	1981.2 [78.0]

△

NOTES:

1. INSTALLATION SHALL COMPLY WITH ALL APPLICABLE NATIONAL, STATE AND LOCAL CODES.
2. REFER TO PRODUCT DOCUMENTATION FOR ADDITIONAL DETAILS PRIOR TO INSTALLATION AND SITE PREPARATION WORK.
3. ALL DIMENSIONS ARE IN INCHES [MILLIMETERS].
- △ 4. AISLE DIMENSION MAY VARY AS PER THE REQUIREMENT. REFER TO THE TABLE FOR CONFIGURATION.

TOP VIEW

THIS DRAWING AND SPECIFICATIONS HEREIN ARE THE PROPERTY OF SCHNEIDER ELECTRIC AND SHALL NOT BE COPIED, REPRODUCED OR USED IN WHOLE OR IN PART, AS THE BASIS FOR THE MANUFACTURE OR SALE OF ITEMS WITHOUT WRITTEN PERMISSION FROM SCHNEIDER ELECTRIC. THIS DRAWING IS BASED UPON LATEST AVAILABLE INFORMATION AND IS SUBJECT TO CHANGE WITHOUT NOTICE.



TITLE: HyperPod
Short Frame, Single Pod, Simple roof, 6' Aisle
without Distribution Cabinets
ASSEMBLY-TOP VIEW

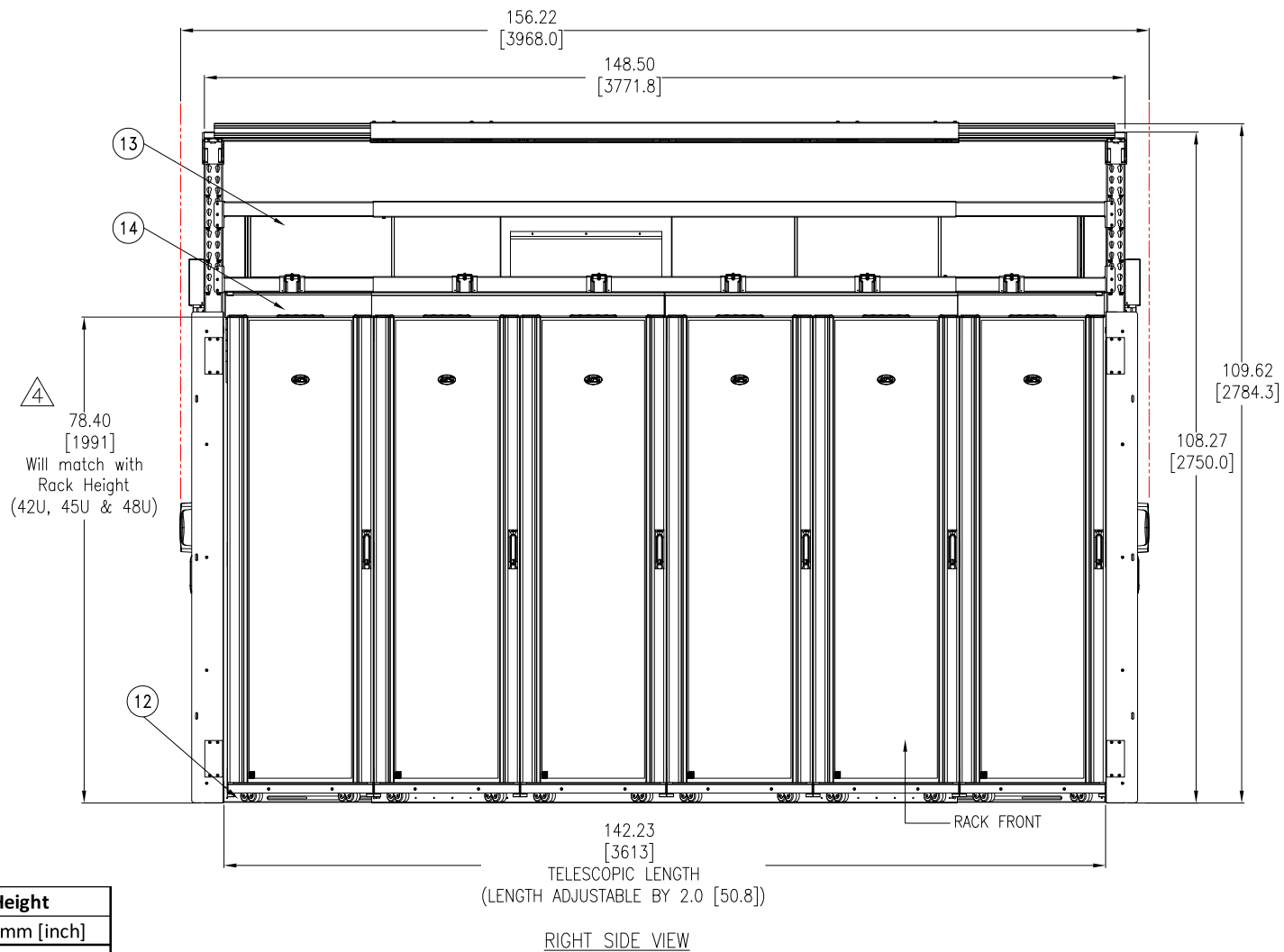
DWG NO: SFSPSRWRWOD6F **REV.** 0

DRAWN BY: JAYAPRAKASH 25-JUL-18 **THIRD**

ENGINEER: TONG XU 31-JUL-18 **ANGLE**

PROJECT: SUBMITTAL DRAWING **SHEET 2 OF 3**

APPROVED BY: AARON COTTER 31-JUL-18 **PROJECTION**



Rack Height	
U	mm [inch]
42U	1991 [78.39]
45U	2124 [83.64]
48U	2258 [88.90]

NOTES:

1. INSTALLATION SHALL COMPLY WITH ALL APPLICABLE NATIONAL, STATE AND LOCAL CODES.
2. REFER TO PRODUCT DOCUMENTATION FOR ADDITIONAL DETAILS PRIOR TO INSTALLATION AND SITE PREPARATION WORK.
3. ALL DIMENSIONS ARE IN INCHES [MILLIMETERS].
- △4. RACK HEIGHT MAY VARY AS PER THE REQUIREMENT. REFER TO THE TABLE FOR THE DETAILS.

THIS DRAWING AND SPECIFICATIONS HEREIN ARE THE PROPERTY OF SCHNEIDER ELECTRIC AND SHALL NOT BE COPIED, REPRODUCED OR USED IN WHOLE OR IN PART, AS THE BASIS FOR THE MANUFACTURE OR SALE OF ITEMS WITHOUT WRITTEN PERMISSION FROM SCHNEIDER ELECTRIC. THIS DRAWING IS BASED UPON LATEST AVAILABLE INFORMATION AND IS SUBJECT TO CHANGE WITHOUT NOTICE.



TITLE: HyperPod
Short Frame, Single Pod, Simple roof, 6' Aisle
without Distribution Cabinets
ASSEMBLY-RIGHT SIDE VIEW

DWG NO:	SFSPSRWRWOD6F	REV.	0
DRAWN BY:	JAYAPRAKASH	25-JUL-18	THIRD
ENGINEER:	TONG XU	31-JUL-18	ANGLE
APPROVED BY:	AARON COTTER	31-JUL-18	PROJECTION

PROJECT: SUBMITTAL DRAWING SHEET 3 OF 3