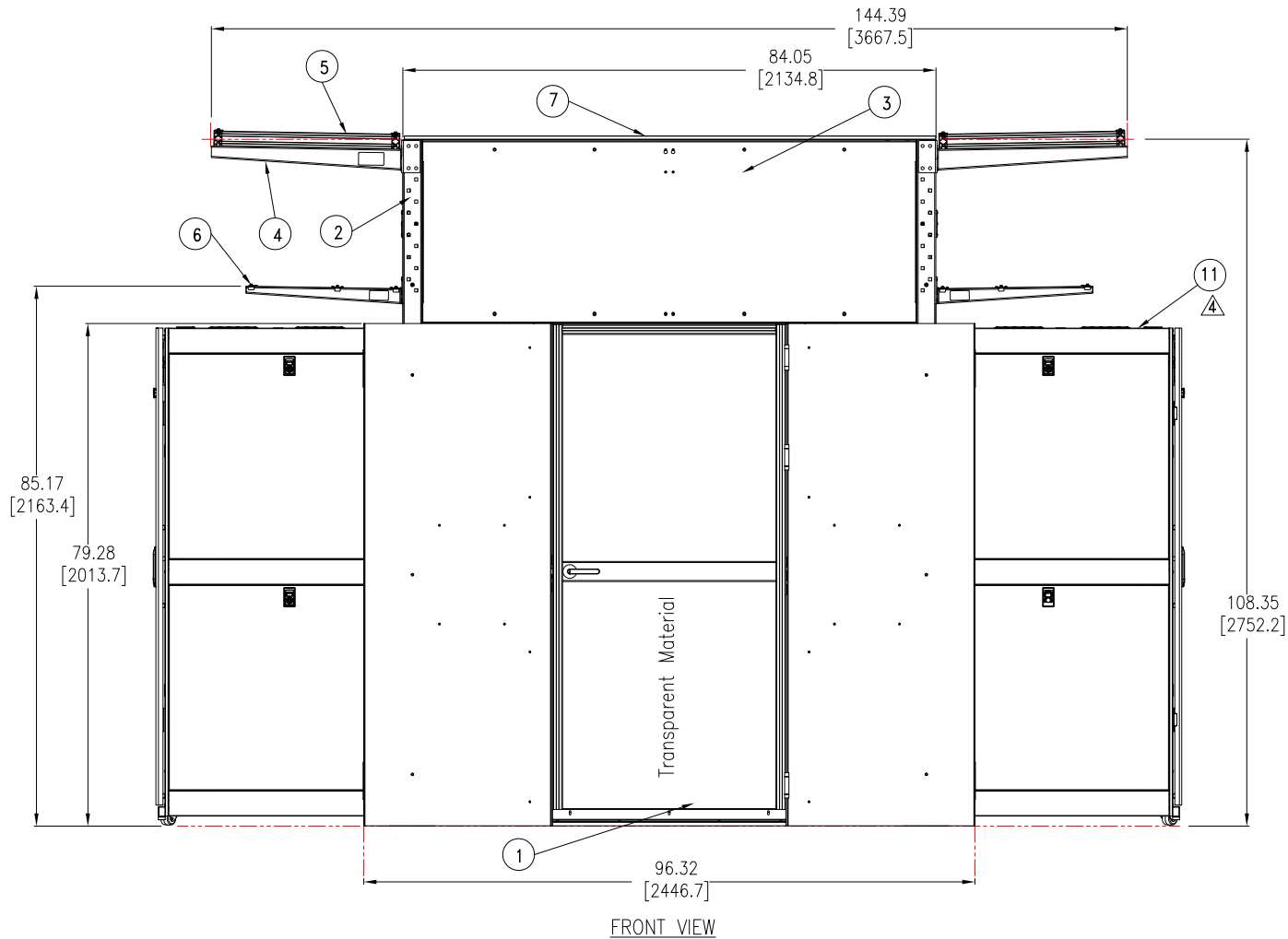


**HYPERPOD SYSTEM**  
**SHORT FRAME, SINGLE POD, SHRINK ROOF, SWING DOOR**  
**WITH RACK AND WITHOUT POWER DISTRIBUTION CABINETS**



Rack Depth mm [inch]
825 [ 32.480]
1070 [42.125]
1200 [47.244]



**NOTES:**

1. INSTALLATION SHALL COMPLY WITH ALL APPLICABLE NATIONAL, STATE AND LOCAL CODES.
2. REFER TO PRODUCT DOCUMENTATION FOR ADDITIONAL DETAILS PRIOR TO INSTALLATION AND SITE PREPARATION WORK.
3. ALL DIMENSIONS ARE IN INCHES [MILLIMETERS].
- △ 4. TYPICAL ARRANGEMENT FOR AR3100 RACK SHOWN FOR REFERENCE.
- △ 5. RACK WIDTH AND HEIGHT MAY VARY AS PER THE REQUIREMENT. FOR RACK DEPTH REFER TO THE TABLE.

SI.No.	Description
1	Single Swing Door (Shown in closed position)
2	Vertical Post
3	Aisle-End Cap Assembly
4	Large Cantilever (optional)
5	Overhead support frame
6	Mini Cantilever (optional)
7	Shrink roof
8	Stop rail ( bottom)
9	Window Rail assembly
10	Row Length Brush
11	Rack (AR3100)

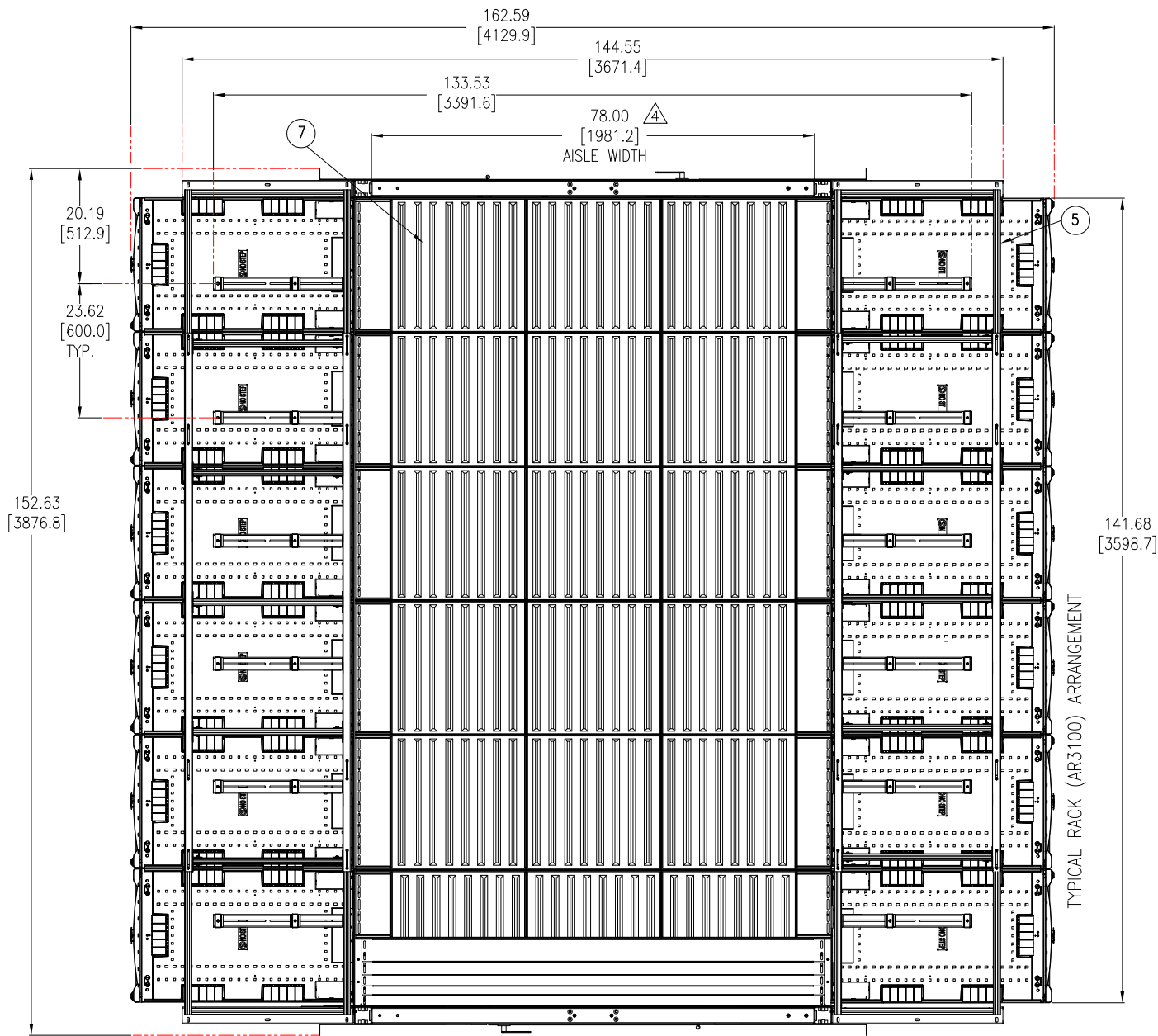
THIS DRAWING AND SPECIFICATIONS HEREIN ARE THE PROPERTY OF SCHNEIDER ELECTRIC AND SHALL NOT BE COPIED, REPRODUCED OR USED IN WHOLE OR IN PART, AS THE BASIS FOR THE MANUFACTURE OR SALE OF ITEMS WITHOUT WRITTEN PERMISSION FROM SCHNEIDER ELECTRIC. THIS DRAWING IS BASED UPON LATEST AVAILABLE INFORMATION AND IS SUBJECT TO CHANGE WITHOUT NOTICE.



**TITLE:** HyperPod  
 Short Frame, Single Pod, Shrink roof, 6' Aisle  
 Swing Door with Rack & w/o Distribution Cabinets  
 ASSEMBLY-FRONT VIEW

PROJECT: SUBMITTAL DRAWING SHEET 1 OF 3

DWG NO:	REV.
SFSPSRSDWRWOD6F	0
<b>DRAWN BY:</b> JAYAPRAKASH	25-JUL-18
<b>ENGINEER:</b> TONG XU	31-JUL-18
<b>APPROVED BY:</b> RICHARD SYMONS	31-JUL-18
	THIRD ANGLE PROJECTION



TOP VIEW



Aisle Width	
Feet	mm [inch]
3	914.4 [36.0]
4	1371.6 [54.0]
5	1524.0 [60.0]
6	1981.2 [78.0]

NOTES:

1. INSTALLATION SHALL COMPLY WITH ALL APPLICABLE NATIONAL, STATE AND LOCAL CODES.
2. REFER TO PRODUCT DOCUMENTATION FOR ADDITIONAL DETAILS PRIOR TO INSTALLATION AND SITE PREPARATION WORK.
3. ALL DIMENSIONS ARE IN INCHES [MILLIMETERS].
- △ 4. AISLE DIMENSION MAY VARY AS PER THE REQUIREMENT. REFER TO TABLE FOR CONFIGURATIONS.

THIS DRAWING AND SPECIFICATIONS HEREIN ARE THE PROPERTY OF SCHNEIDER ELECTRIC AND SHALL NOT BE COPIED, REPRODUCED OR USED IN WHOLE OR IN PART, AS THE BASIS FOR THE MANUFACTURE OR SALE OF ITEMS WITHOUT WRITTEN PERMISSION FROM SCHNEIDER ELECTRIC. THIS DRAWING IS BASED UPON LATEST AVAILABLE INFORMATION AND IS SUBJECT TO CHANGE WITHOUT NOTICE.



TITLE: HyperPod  
Short Frame, Single Pod, Shrink roof, 6' Aisle  
Swing Door with Rack & w/o Distribution Cabinets  
ASSEMBLY-TOP VIEW

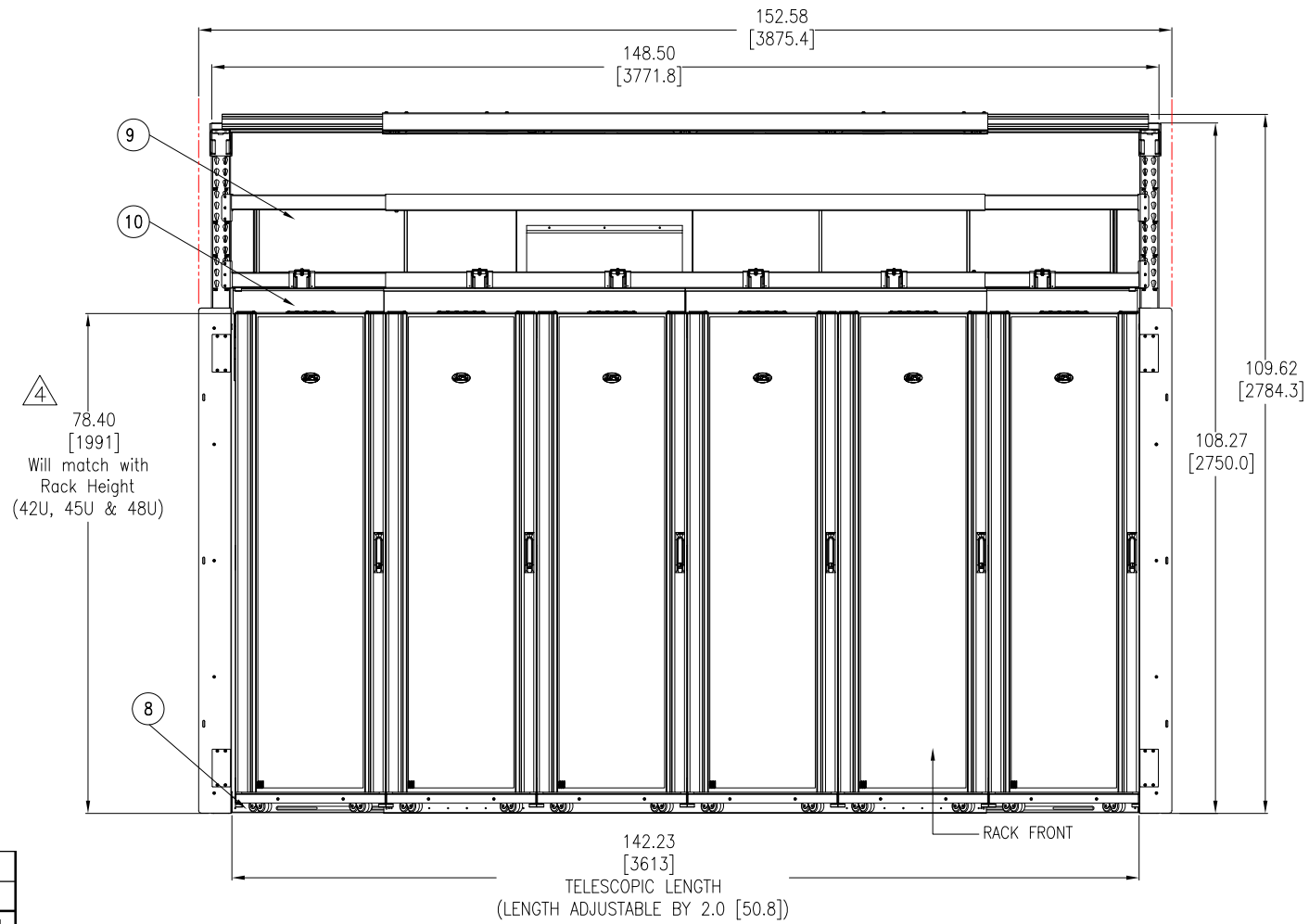
DWG NO: SFSPSRSDWRWOD6F REV. 0

DRAWN BY: JAYAPRAKASH 25-JUL-18 THIRD

ENGINEER: TONG XU 31-JUL-18 ANGLE

APPROVED BY: AARON COTTER 31-JUL-18 PROJECTION

PROJECT: SUBMITTAL DRAWING SHEET 2 OF 3



Rack Height	
U	mm [inch]
42U	1991 [78.39]
45U	2124 [83.64]
48U	2258 [88.90]

△4

**NOTES:**

1. INSTALLATION SHALL COMPLY WITH ALL APPLICABLE NATIONAL, STATE AND LOCAL CODES.
2. REFER TO PRODUCT DOCUMENTATION FOR ADDITIONAL DETAILS PRIOR TO INSTALLATION AND SITE PREPARATION WORK.
3. ALL DIMENSIONS ARE IN INCHES [MILLIMETERS].

- △4. RACK HEIGHT MAY VARY AS PER REQUIREMENT. REFER TO THE TABLE FOR DETAILS.

THIS DRAWING AND SPECIFICATIONS HEREIN ARE THE PROPERTY OF SCHNEIDER ELECTRIC AND SHALL NOT BE COPIED, REPRODUCED OR USED IN WHOLE OR IN PART, AS THE BASIS FOR THE MANUFACTURE OR SALE OF ITEMS WITHOUT WRITTEN PERMISSION FROM SCHNEIDER ELECTRIC. THIS DRAWING IS BASED UPON LATEST AVAILABLE INFORMATION AND IS SUBJECT TO CHANGE WITHOUT NOTICE.



**TITLE:** HyperPod  
Short Frame, Single Pod, Shrink roof, 6' Aisle  
Swing Door with Rack & w/o Distribution Cabinets  
ASSEMBLY-RIGHT SIDE VIEW

PROJECT: SUBMITTAL DRAWING SHEET 3 OF 3

DWG NO:	REV:
SFSPSRSDWRWOD6F	0
<b>DRAWN BY:</b> JAYAPRAKASH	25-JUL-18
<b>ENGINEER:</b> TONG XU	31-JUL-18
<b>APPROVED BY:</b> AARON COTTER	31-JUL-18
	THIRD ANGLE PROJECTION