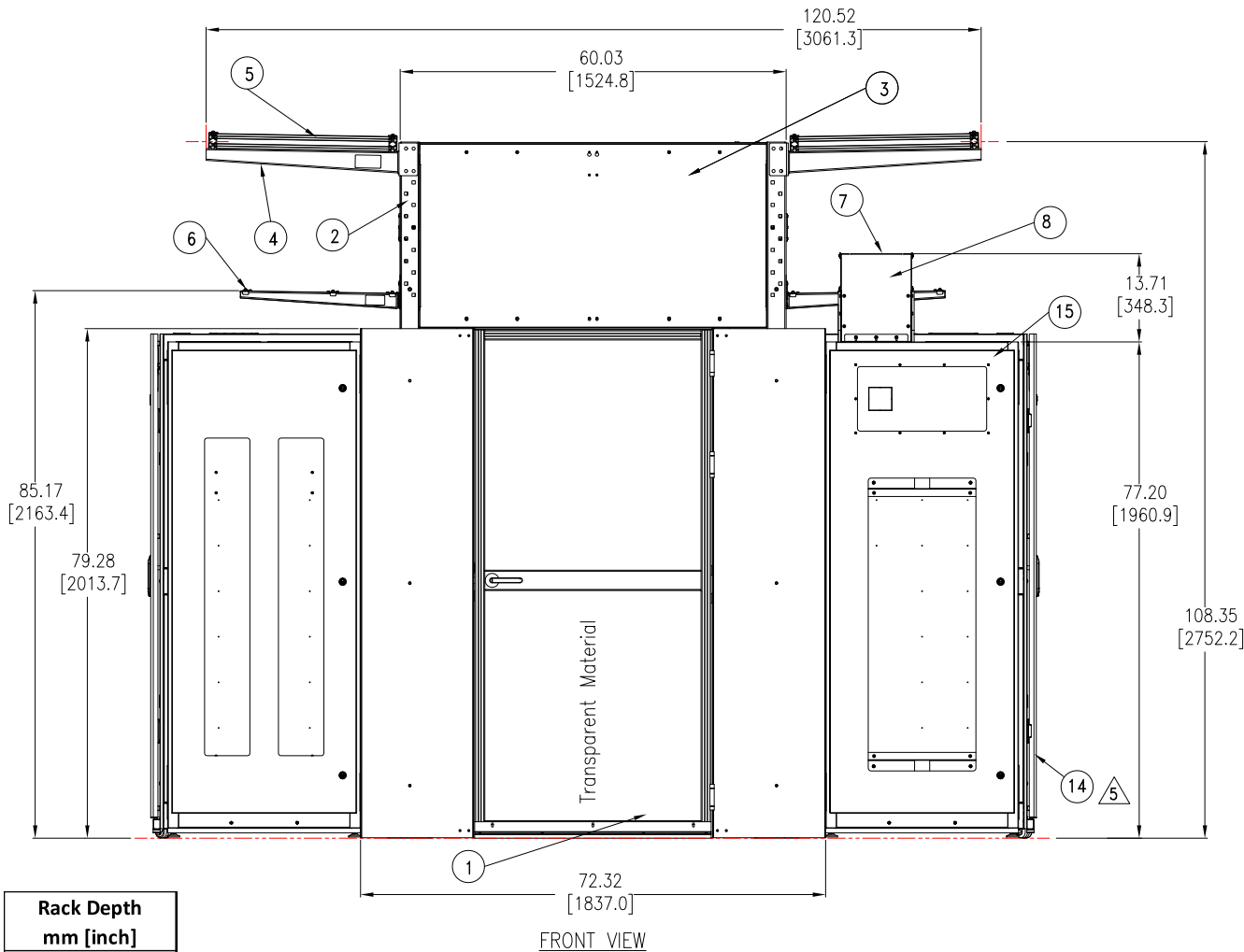


**HYPERPOD SYSTEM**  
**SHORT FRAME, SINGLE POD, SIMPLE ROOF, Swing Door**  
**WITH RACK AND DISTRIBUTION CABINETS**



Rack Depth	mm [inch]
825	[ 32.480]
1070	[42.125]
1200	[47.244]



Sl.No.	Description
1	Single Swing Door (Shown in closed position)
2	Vertical Post
3	Aisle-End Cap Assembly
4	Large Cantilever (optional)
5	Overhead support frame
6	Mini Cantilever (optional)
7	Cover for power race way
8	Power race way
9	Simple roof
10	Cross over tray
11	Stop rail ( bottom)
12	Window Rail assembly
13	Row Length Brush
14	Rack (AR3100)
15	Distribution Cabinet

**NOTES:**

1. INSTALLATION SHALL COMPLY WITH ALL APPLICABLE NATIONAL, STATE AND LOCAL CODES.
2. REFER TO PRODUCT DOCUMENTATION FOR ADDITIONAL DETAILS PRIOR TO INSTALLATION AND SITE PREPARATION WORK.
3. ALL DIMENSIONS ARE IN INCHES [MILLIMETERS].
4. TYPICAL ARRANGEMENT FOR AR3100 RACK SHOWN FOR REFERENCE.
- △5. RACK DEPTH AND HEIGHT VARY AS PER THE REQUIREMENT. REFER TO THE TABLE FOR RACK DEPTH.
6. REFER TO THE RESPECTIVE SUBMITTALS FOR THE COMPONENT DETAILS.

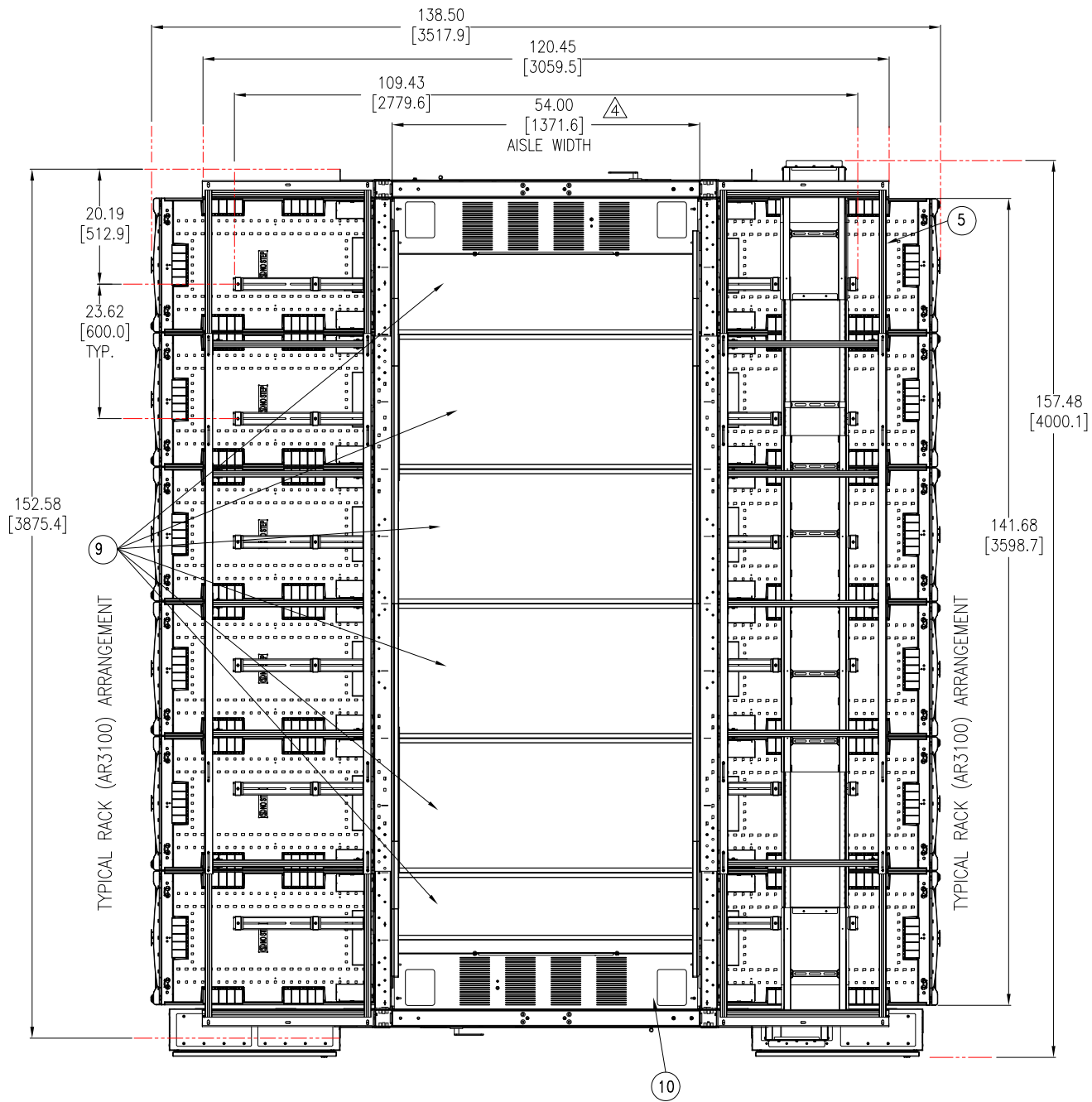
THIS DRAWING AND SPECIFICATIONS HEREIN ARE THE PROPERTY OF SCHNEIDER ELECTRIC AND SHALL NOT BE COPIED, REPRODUCED OR USED IN WHOLE OR IN PART, AS THE BASIS FOR THE MANUFACTURE OR SALE OF ITEMS WITHOUT WRITTEN PERMISSION FROM SCHNEIDER ELECTRIC. THIS DRAWING IS BASED UPON LATEST AVAILABLE INFORMATION AND IS SUBJECT TO CHANGE WITHOUT NOTICE.



**TITLE:** HyperPod  
 Short Frame, Single Pod, Simple roof, 4' Aisle  
 Swing Door with Rack and Distribution Cabinets  
 ASSEMBLY-FRONT VIEW

PROJECT: SUBMITTAL DRAWING SHEET 1 OF 3

DWG NO:	REV.
SFSPSRSDWRD4F	0
<b>DRAWN BY:</b> JAYAPRAKASH	25-JUL-18
<b>ENGINEER:</b> TONG XU	31-JUL-18
<b>APPROVED BY:</b> AARON COTTER	31-JUL-18
	THIRD ANGLE PROJECTION



TOP VIEW

Aisle Width	
Feet	mm [inch]
3	914.4 [36.0]
4	1371.6 [54.0]
5	1524.0 [60.0]
6	1981.2 [78.0]



NOTES:

1. INSTALLATION SHALL COMPLY WITH ALL APPLICABLE NATIONAL, STATE AND LOCAL CODES.
2. REFER TO PRODUCT DOCUMENTATION FOR ADDITIONAL DETAILS PRIOR TO INSTALLATION AND SITE PREPARATION WORK.
3. ALL DIMENSIONS ARE IN INCHES [MILLIMETERS].
- △4. AISLE DIMENSION MAY VARY AS PER THE REQUIREMENT. REFER TO THE TABLE FOR CONFIGURATION.

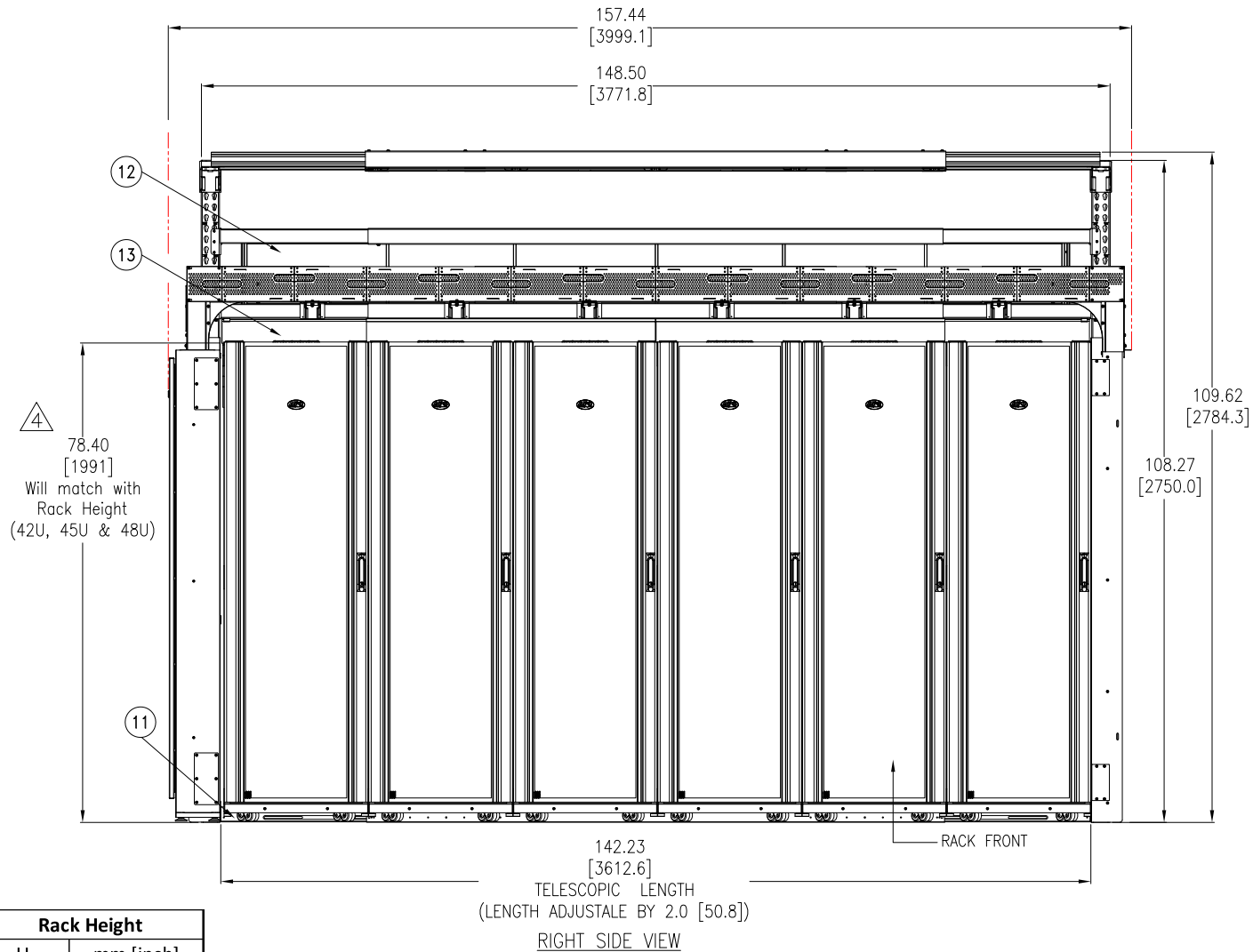
THIS DRAWING AND SPECIFICATIONS HEREIN ARE THE PROPERTY OF SCHNEIDER ELECTRIC AND SHALL NOT BE COPIED, REPRODUCED OR USED IN WHOLE OR IN PART, AS THE BASIS FOR THE MANUFACTURE OR SALE OF ITEMS WITHOUT WRITTEN PERMISSION FROM SCHNEIDER ELECTRIC. THIS DRAWING IS BASED UPON LATEST AVAILABLE INFORMATION AND IS SUBJECT TO CHANGE WITHOUT NOTICE.



TITLE: HyperPod  
Short Frame, Single Pod, Simple roof, 4' Aisle  
Swing Door with Rack and Distribution Cabinets  
ASSEMBLY-TOP VIEW

PROJECT: SUBMITTAL DRAWING SHEET 2 OF 3

DWG NO:	SFSPSRSDWRD4F	REV.	0
DRAWN BY:	JAYAPRAKASH	25-JUL-18	THIRD
ENGINEER:	TONG XU	31-JUL-18	ANGLE
APPROVED BY:	AARON COTTER	31-JUL-18	PROJECTION



Rack Height	
U	mm [inch]
42U	1991 [78.39]
45U	2124 [83.64]
48U	2258 [88.90]

④

**NOTES:**

1. INSTALLATION SHALL COMPLY WITH ALL APPLICABLE NATIONAL, STATE AND LOCAL CODES.
2. REFER TO PRODUCT DOCUMENTATION FOR ADDITIONAL DETAILS PRIOR TO INSTALLATION AND SITE PREPARATION WORK.
3. ALL DIMENSIONS ARE IN INCHES [MILLIMETERS].
- ④. RACK HEIGHT MAY VARY AS PER THE REQUIREMENT. REFER TO THE TABLE FOR THE DETAILS

THIS DRAWING AND SPECIFICATIONS HEREIN ARE THE PROPERTY OF SCHNEIDER ELECTRIC AND SHALL NOT BE COPIED, REPRODUCED OR USED IN WHOLE OR IN PART, AS THE BASIS FOR THE MANUFACTURE OR SALE OF ITEMS WITHOUT WRITTEN PERMISSION FROM SCHNEIDER ELECTRIC. THIS DRAWING IS BASED UPON LATEST AVAILABLE INFORMATION AND IS SUBJECT TO CHANGE WITHOUT NOTICE.



**TITLE:** HyperPod  
Short Frame, Single Pod, Simple roof, 4' Aisle  
Swing Door with Rack and Distribution Cabinets  
ASSEMBLY—RIGHT SIDE VIEW

PROJECT: SUBMITTAL DRAWING SHEET 3 OF 3

<b>DWG NO:</b>	SFSPSRSDWRD4F	<b>REV.</b>	0
<b>DRAWN BY:</b>	JAYAPRAKASH	25-JUL-18	THIRD
<b>ENGINEER:</b>	TONG XU	31-JUL-18	ANGLE
<b>APPROVED BY:</b>	AARON COTTER	31-JUL-18	PROJECTION