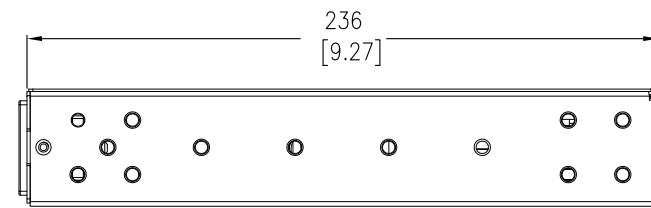
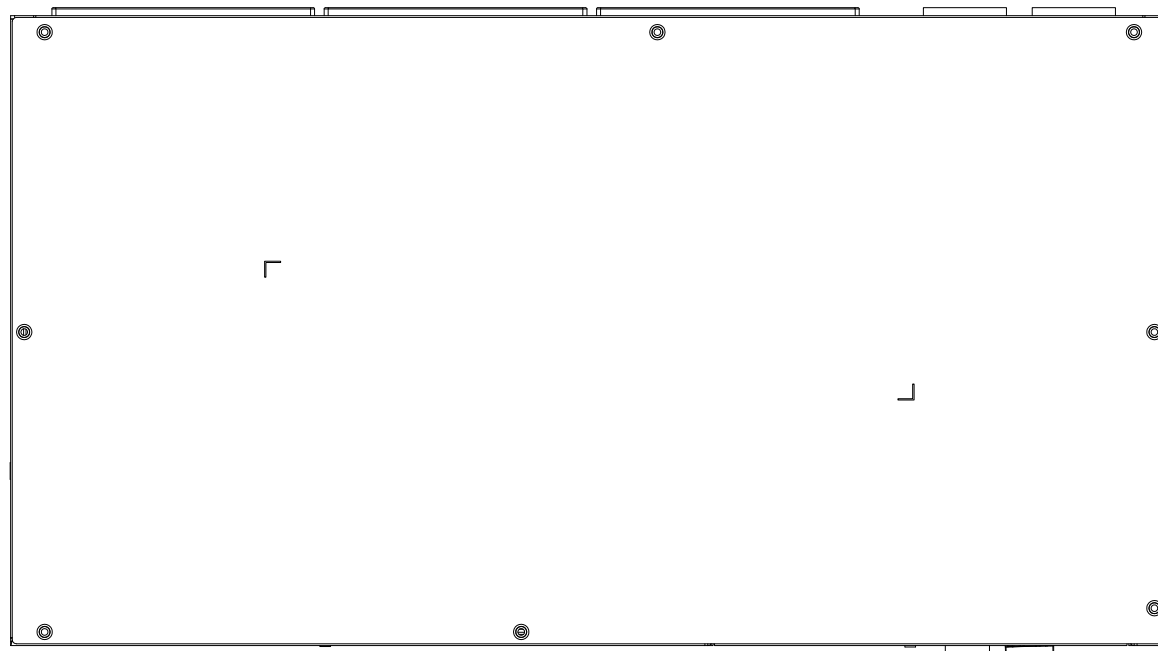


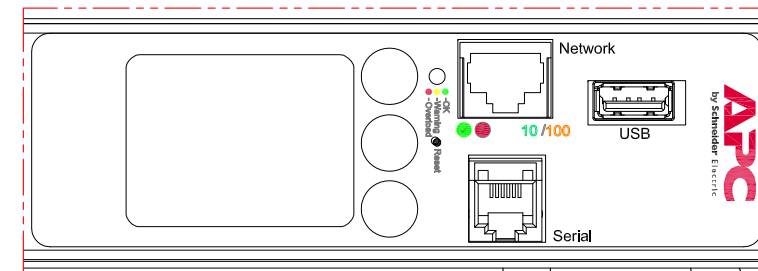
FRONT VIEW
(SHOWN WITHOUT MOUNTING EARS, IEC RECEPTACLES AND PLUG)



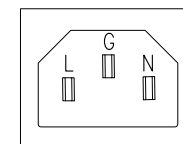
LEFT SIDE VIEW



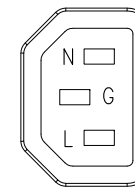
TOP VIEW



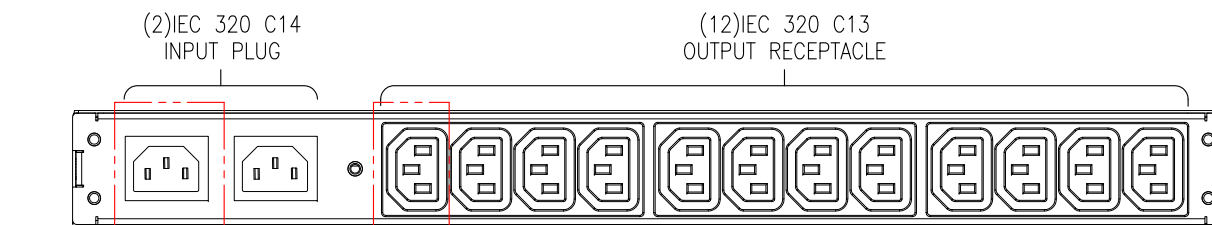
VIEW-A
(ENLARGED VIEW)



VIEW-B
IEC 320 C14 PLUG
(ENLARGED VIEW)



VIEW-C
IEC 320 C13 RECEPTACLE
(ENLARGED VIEW)



REAR VIEW
(SHOWN WITHOUT MOUNTING EARS)

- NOTES:
1. INSTALLATION SHALL COMPLY WITH ALL APPLICABLE NATIONAL, STATE AND LOCAL ELECTRICAL REGULATIONS.
 2. REFER TO PRODUCT DOCUMENTATION FOR ADDITIONAL DETAILS PRIOR TO INSTALLATION AND SITE PREPARATION WORK.
 3. ALL DIMENSIONS ARE IN MILLIMETERS [INCHES].
 4. NET WEIGHT OF THE UNIT IS 3.93 kg [8.65 lb].

THIS DRAWING AND SPECIFICATIONS HEREIN ARE THE PROPERTY OF SCHNEIDER ELECTRIC AND SHALL NOT BE COPIED, REPRODUCED OR USED IN WHOLE OR IN PART, AS THE BASIS FOR THE MANUFACTURE OR SALE OF ITEMS WITHOUT WRITTEN PERMISSION FROM SCHNEIDER ELECTRIC. THIS DRAWING IS BASED UPON LATEST AVAILABLE INFORMATION AND IS SUBJECT TO CHANGE WITHOUT NOTICE.



TITLE: RACK ATS
10A, 230V
INPUT: (2) IEC 320 C14,
OUTPUT: (12) IEC 320 C13
GENERAL ARRANGEMENT
PROJECT: SUBMITTAL DRAWINGS SHEET 1 OF 1

DWG NO: AP4421 REV. 0
DRAWN: JAYAPRAKASH 05-SEP-17 FIRST ANGLE PROJECTION
ENGINEER: PETE FISCHER 18-SEP-17
APPROVED: STEVE WATSON 18-SEP-17