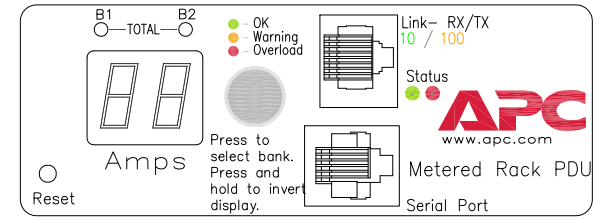
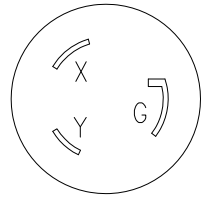



SEE VIEW B

NEMA L6-30P PLUG

POWER CORD

REFER TO ENLARGED VIEW BELOW



- NOTES:
1. INSTALLATION SHALL COMPLY WITH ALL APPLICABLE NATIONAL, STATE AND LOCAL ELECTRICAL REGULATIONS.
 2. REFER TO PRODUCT DOCUMENTATION FOR ADDITIONAL DETAILS PRIOR TO INSTALLATION AND SITE PREPARATION WORK.
 3. UNLESS OTHERWISE SPECIFIED, ALL DIMENSIONS ARE IN MILLIMETERS [INCHES].
 4. NET WEIGHT OF UNIT IS 3.36kg [7.40 lb].
 5. LENGTH OF POWER CORD IS 3658mm [144 inches].

THIS DRAWING AND SPECIFICATIONS HEREIN ARE THE PROPERTY OF SCHNEIDER ELECTRIC AND SHALL NOT BE COPIED, REPRODUCED OR USED IN WHOLE OR IN PART, AS THE BASIS FOR THE MANUFACTURE OR SALE OF ITEMS WITHOUT WRITTEN PERMISSION FROM SCHNEIDER ELECTRIC. THIS DRAWING IS BASED UPON LATEST AVAILABLE INFORMATION AND IS SUBJECT TO CHANGE WITHOUT NOTICE.



TITLE:	RACK PDU, METERED, 2U WITH DOUBLE POLE BREAKERS INPUT: 208VAC, 30A, NEMA L6-30P OUTPUT: 208VAC, (12)IEC320 C13, (4) IEC320 C19 GENERAL ARRANGEMENT	DWG NO:	AP7811B	REV:	0
PROJECT:	SUBMITTAL DRAWINGS	SHEET	1 OF 1	APPROVED:	KATIE RICK
				ENGINEER:	JAYAPRAKASH
					14-DEC-16
					14-DEC-16
					14-DEC-16
					THIRD ANGLE PROJECTION